Politics steady, priorities shift: Liberals remains ahead as concern over healthcare and national unity rises while Canada-U.S. relations and the economy recede.

Nanos Weekly Tracking, ending October 23, 2026
(released October 27, 2026)

NANOS

Nanos tracks unprompted issues of concern every week. To access full weekly national and regional tracking visit the Nanos subscriber data portal.

> ***"Federal politics continues to favour the Liberals, who stand at 47.3%, followed by the Conservatives at 27.8% and NDP at 12.9%. Mark Carney leads as preferred prime minister at 57.7%. On issues, Canada-U.S. relations remain the leading concern at 19.9%, down from 25.2% four weeks earlier. Jobs and the economy also declined, from 19.4% to 15.0%, with national unity rising from 2.2% to 5.5%. The cost of living stands at 11.6%."***
>
> ***Nik Nanos***
>
> ***Chief Data Scientist***

NANOS

© NANOS RESEARCH

© NANOS RESEARCH

WEEKLY TOP TEN ISSUES – FOUR WEEK CHANGE

Question: What is your most important NATIONAL issue of concern? [UNPROMPTED]

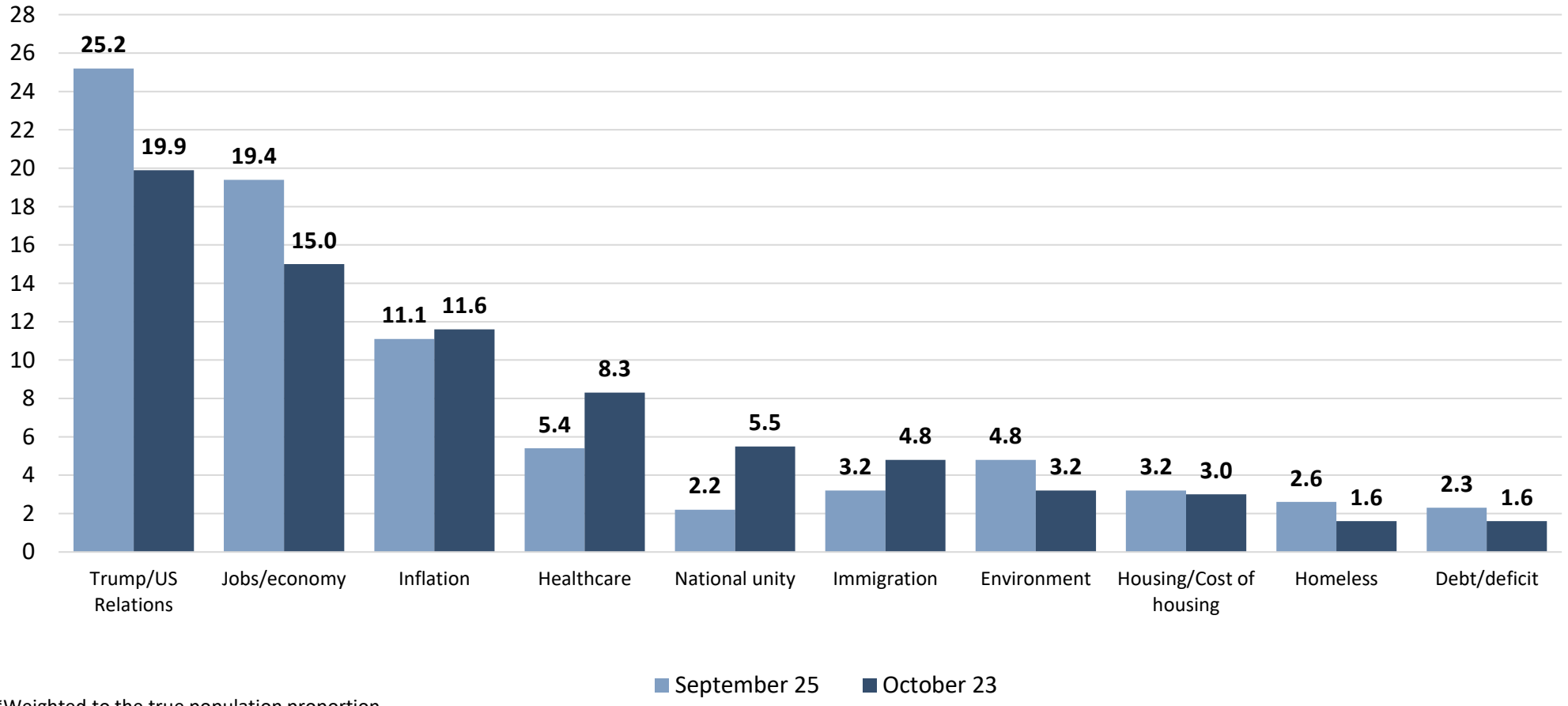

*Weighted to the true population proportion.
*Charts may not add up to 100 due to rounding.

Source: Nanos Research, RDD dual frame (cell- and land-lines) telephone survey, weekly tracking ending October 23, 2026, n=1,019, accurate 3.1 percentage points plus or minus, 19 times out of 20.

NANOS

LONGITUDINAL ISSUE TRACKING – LONG TERM

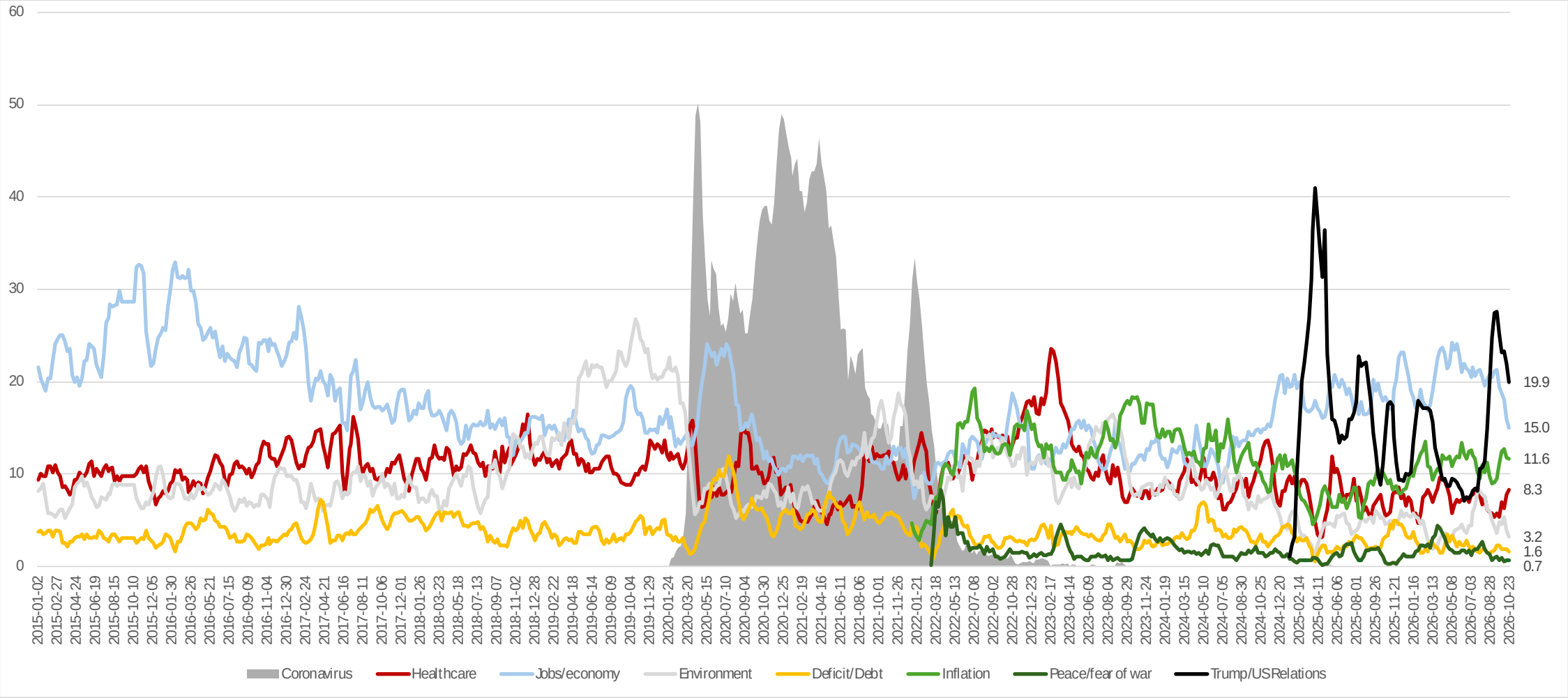

1,019 random interviews recruited from an RDD cell- and land-line sample of Canadians aged 18 years and over, ending October 23, 2026. The data is based on a four-week rolling average where each week the oldest group of 250 interviews is dropped and a new group of 250 is added. A random survey of 1,019 Canadians is accurate 3.1 percentage points, plus or minus, 19 times out of 20

Q – What is your most important NATIONAL issue of concern? [UNPROMPTED]

NANOS

LONGITUDINAL ISSUE TRACKING – ONE YEAR TREND

1,019 random interviews recruited from an RDD cell- and land-line sample of Canadians aged 18 years and over, ending October 23, 2026. The data is based on a four-week rolling average where each week the oldest group of 250 interviews is dropped and a new group of 250 is added. A random survey of 1,019 Canadians is accurate 3.1 percentage points, plus or minus, 19 times out of 20

Contact: Nik Nanos nik@nanos.co

Ottawa: (613) 234-4666 x 237

Website: www.nanos.co

Methodology: www.nanos.co/method

Subscribe to the Nanos data portals to get access to detailed breakdowns for $5 a month.

Q – What is your most important NATIONAL issue of concern? [UNPROMPTED]

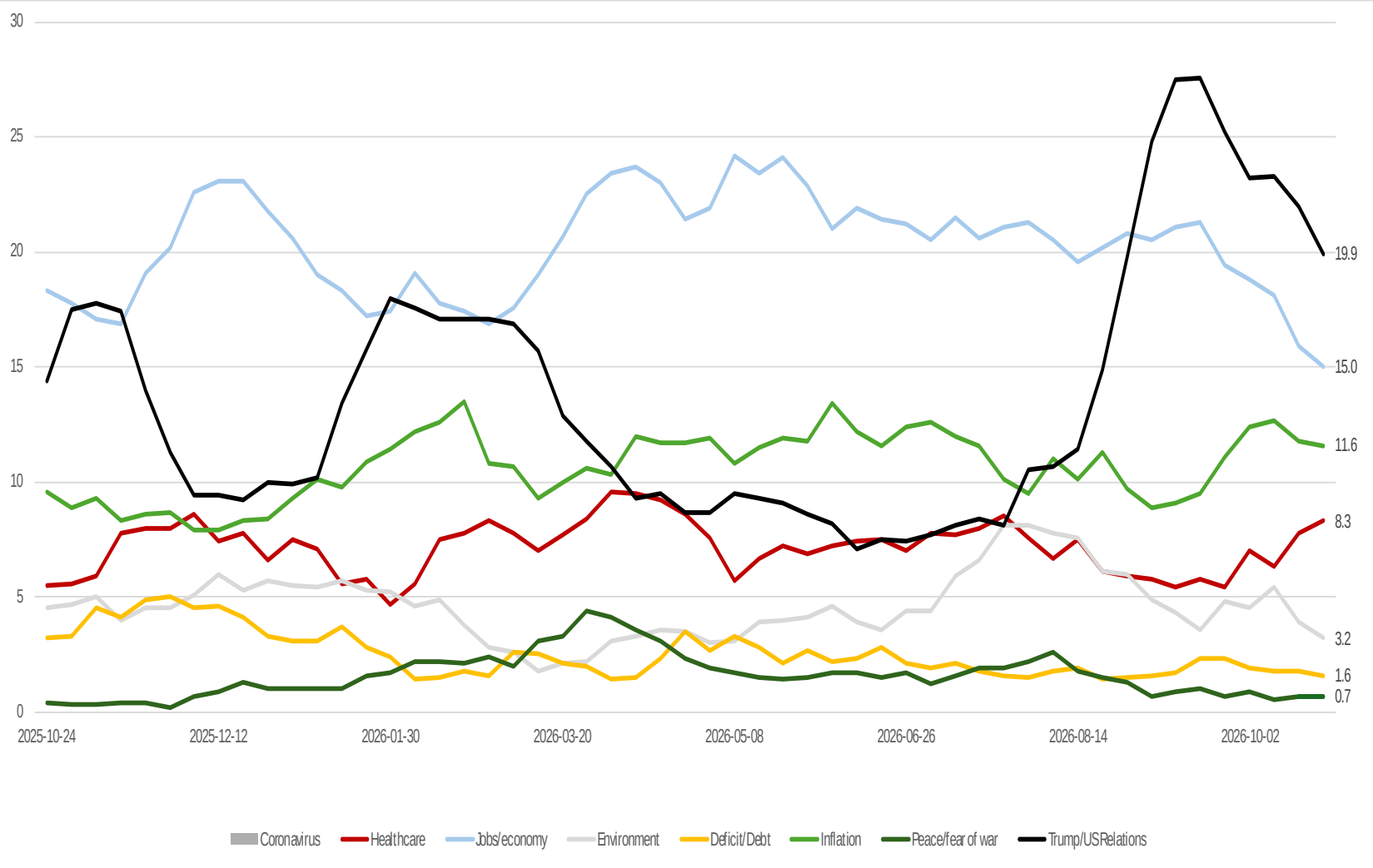

*Weighted to the true population proportion.
*Charts may not add up to 100 due to rounding.

Source: Nanos Research, RDD dual frame (cell- and land-lines) telephone survey, weekly tracking ending October 23, 2026, n=1,019, accurate 3.1 percentage points plus or minus, 19 times out of 20.

NANOS

NON-SUBSCRIBER REPORT

Every week Nanos captures the political pulse of the nation and is the authoritative go to data source. Here are this week's Nanos political tracking highlights. Play with the data at the interactive Nanos portal at http://www.nanos.co/dataportal > ballot tracking > issue tracking > policy tracking > cut the data by region and demographics and see the trend lines.
Subscribe today > gain unlimited access to the Nanos data portals and tracking for $5 a month.

Ballot – The latest Nanos federal ballot tracking has the Liberals at 47.3 per cent, the Conservatives at 27.8, the NDP at 12.9 per cent, the Bloc at 7.5 per cent, the Peoples Party at 2.3 per cent and the Green Party at 2.0 per cent.
Accessible Voters – Asked whether they would consider voting for each of the federal parties, [redacted]
Nanos Party Power Index – The Nanos Index which is a composite of a series of measures including ballot and leadership impressions has the Liberals at 65.1 points, followed by the Conservatives at 42.5 points, the NDP with 34.2 points, the Greens 26.2 points, the People's Party 21.7 points and the BQ 38.6 points (QC only).
Qualities of a Good Political Leader – More than seven in ten [redacted]
Preferred Prime Minister – Nanos tracking has Carney as the preferred choice as PM at 57.7 per cent of Canadians followed by Poilievre (21.2%), Lewis (4.6%), Blanchet (2.6%), Bernier (1.9%), and May (1.8%). Ten per cent of Canadians were unsure whom they preferred.
Visit the live Nanos data portal where you can dynamically chart ballot, preferred PM and Nanos Index numbers by region, gender and age. The methodology for the weekly tracking is posted here. PDFs of the polling reports are on the Nanos website.

Contact: Nik Nanos, Chief Data Scientist
Ottawa: (613) 234-4666 x 237 nik@nanos.co Twitter: @niknanos

AT A GLANCE

NANOS

RAPPORT POUR LES NON-ABONNÉS

Chaque semaine, Nanos capte le pouls politique de la nation et est une source de données incontournable. Voici les points saillants du suivi politique de Nanos cette semaine. Jouez avec les données du portail interactif Nanos à http://www.nanos.co/dataportal> suivi du scrutin> suivi des enjeux> suivi des politiques> examinez les données par région et démographie et voyez les lignes de tendance. Abonnez-vous dès maintenant > obtenez un accès illimité aux portails de données et au suivi Nanos pour 5 $ par mois.

Scrutin – Selon le plus récent suivi de scrutin fédéral Nanos, les libéraux bénéficient de l'appui de 47,3 pour cent des Canadiens, suivi des conservateurs avec 27,8 pour cent, du NPD avec 12,9 pour cent, du BQ avec 7,5 pour cent, du Parti Populaire du Canada avec 2,3 pour cent et des verts avec 2,0 pour cent.

Électeurs accessibles – Lorsqu'on leur a demandé s'ils considéreraient voter pour chacun des partis fédéraux, [redacted]

Indice de puissance politique Nanos – Selon l'Indice Nanos, qui est composé d'une série de mesures incluant les préférences de votes et les impressions des chefs des partis, les libéraux ont 65,1 points, suivi des conservateurs avec 42,5 points, du NDP avec 34,2 points, des verts avec 26,2 points, du Parti Populaire du Canada avec 21,7 points et du BQ avec 38,6 points (QC seulement).

Qualités d'un bon leader politique – Plus de sept Canadiens sur dix [redacted]

Premier ministre préféré – Selon le suivi Nanos, Carney est le choix préféré comme Premier ministre de 57,7 pour cent des Canadiens, suivi de Poilievre (21,2 %), Lewis (4,6 %), Blanchet (2,6 %), Bernier (1,9 %) et May (1,8 %). Dix pour cent des Canadiens étaient incertains de leur préférence.

Visitez le portail de données courantes de Nanos où vous pouvez interagir avec les graphiques du scrutin, du PM préféré et de l'Indice Nanos et filtrer par région, sexe et âge. La méthodologie pour le suivi hebdomadaire est publiée ici. Les fichiers PDF des rapports des sondages se trouvent sur le site Web de Nanos.

Contactez: Nik Nanos, Chef des données
Ottawa: (613) 234-4666 x 237 nik@nanos.co Twitter: @niknanos

APERÇU

NANOS

Ballot – LONG TERM

National – Weekly Tracking
(Ending October 23, 2026, n=886)

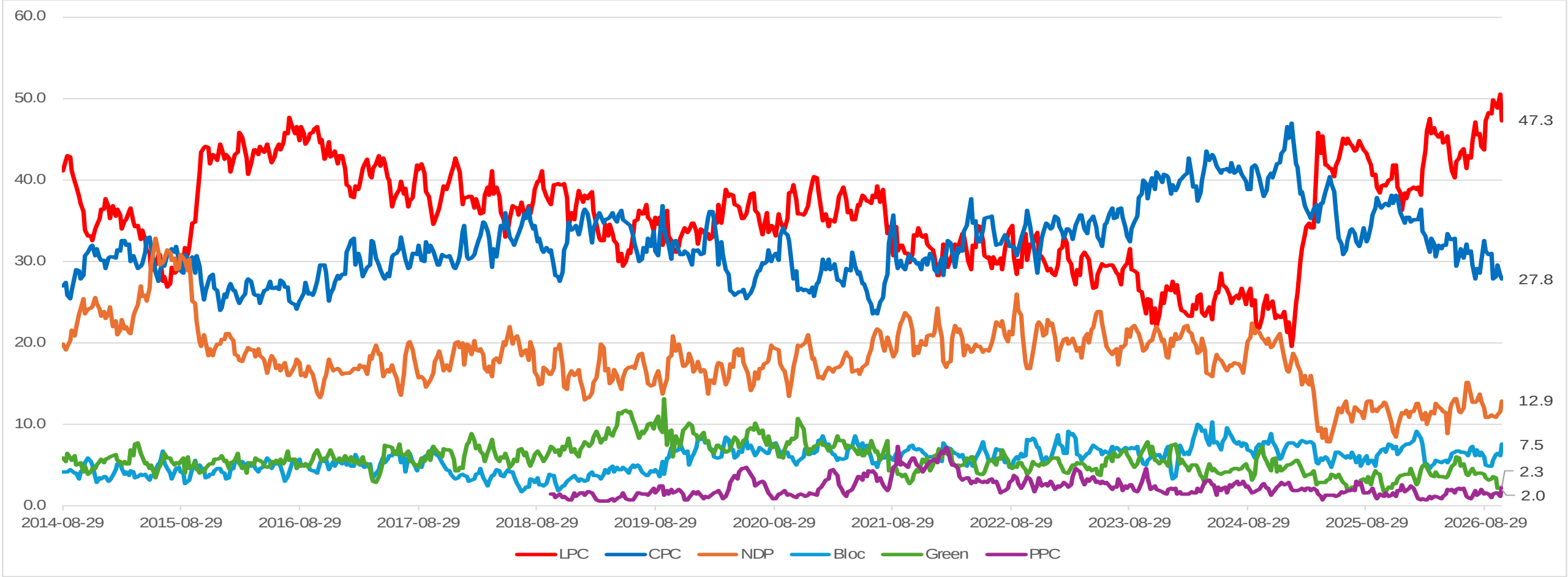

Question: For those parties you would consider voting for federally, could you please rank your **top two current local** preferences? [Unprompted] [1ST CHOICE, 2ND CHOICE RANK]

NANOS

PREFERRED PM – LONG TERM

National – Weekly Tracking – Preferred Prime Minister First Ranked Choice
(Ending October 23, 2026, n=1,019)

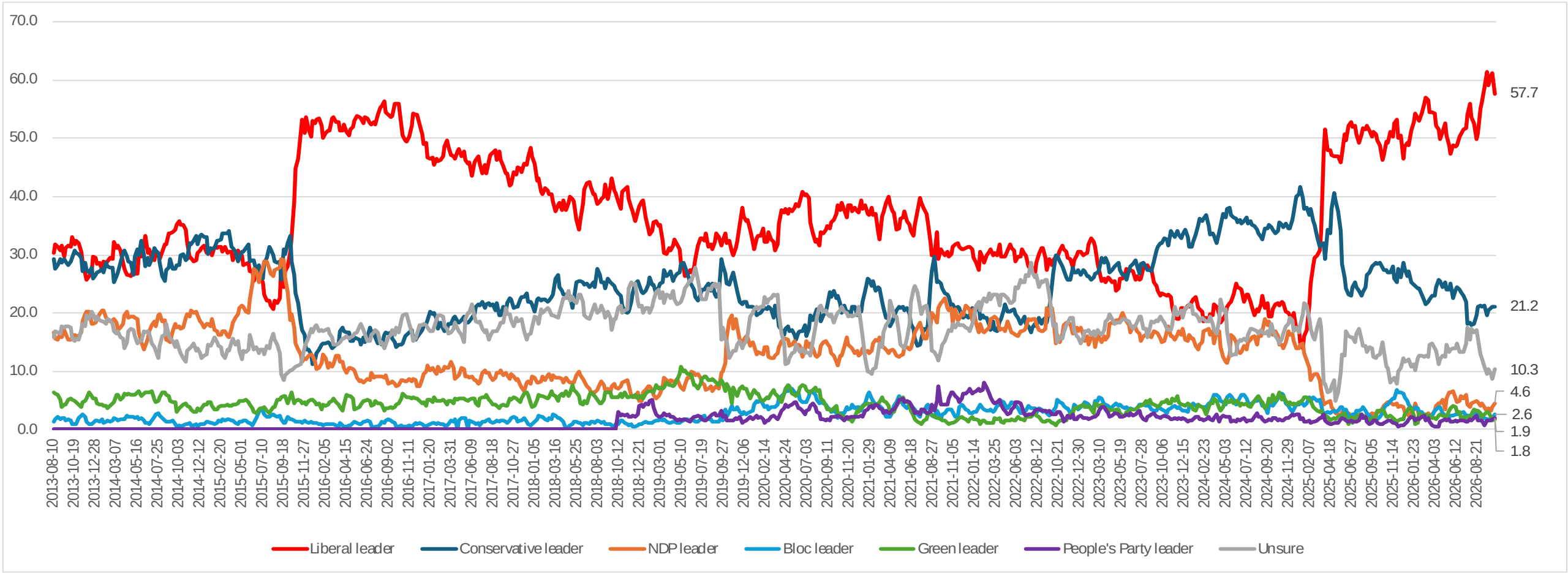

Question: Of the current federal political party leaders, could you please rank your top two current local preferences for Prime Minister? [ROTATE PARTY LEADERS]

NANOS

PREFERRED PM – ONE YEAR

National – Weekly Tracking – Preferred Prime Minister First Ranked Choice
(Ending October 23, 2026, n=1,019)

Question: Of the current federal political party leaders, could you please rank your top two current local preferences for Prime Minister? [ROTATE PARTY LEADERS]

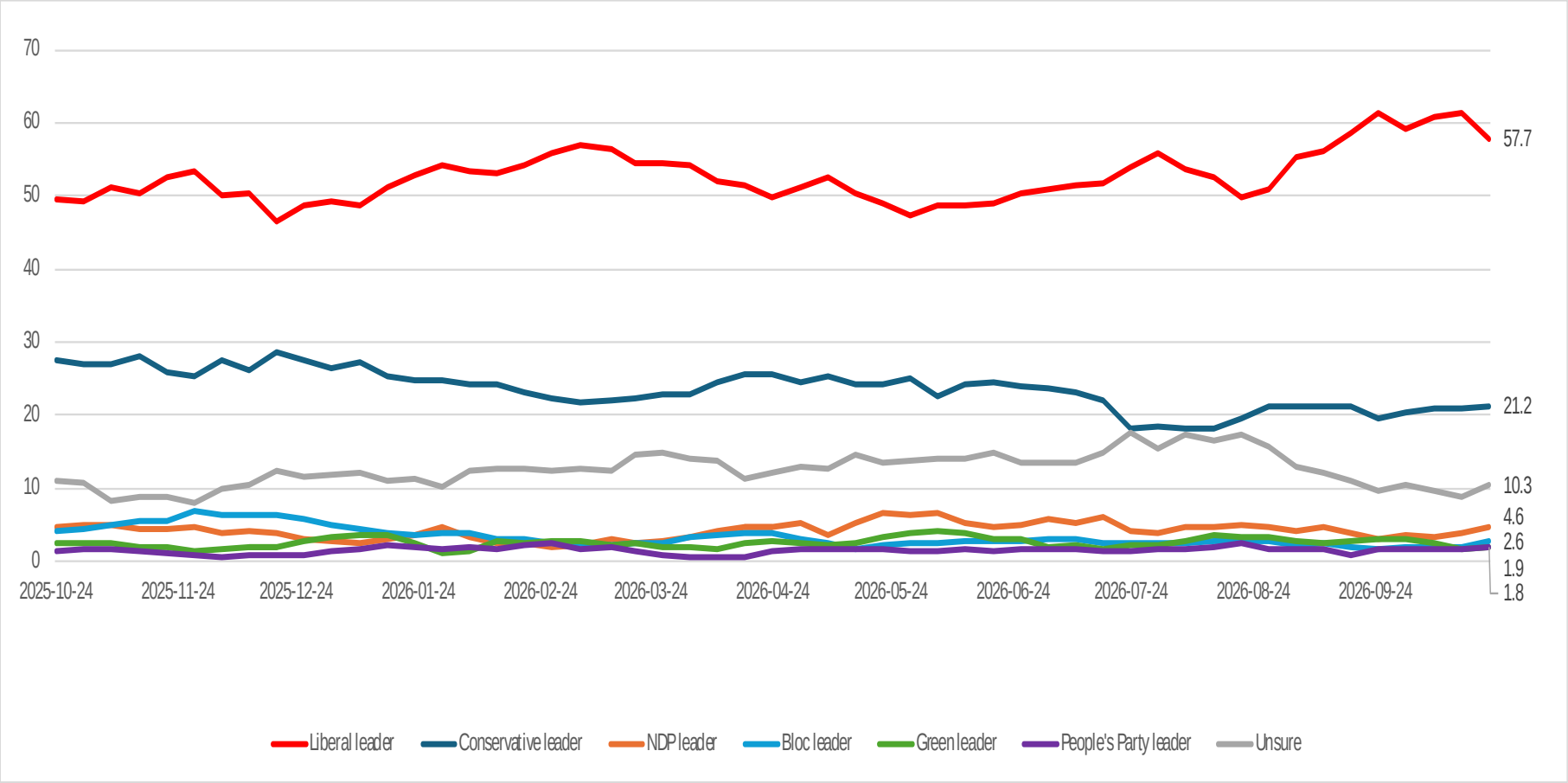

NANOS

PARTY POWER INDEX – LONG TERM

National – Weekly Tracking – Preferred Prime Minister First Ranked Choice
(Ending October 23, 2026, n=1,019)

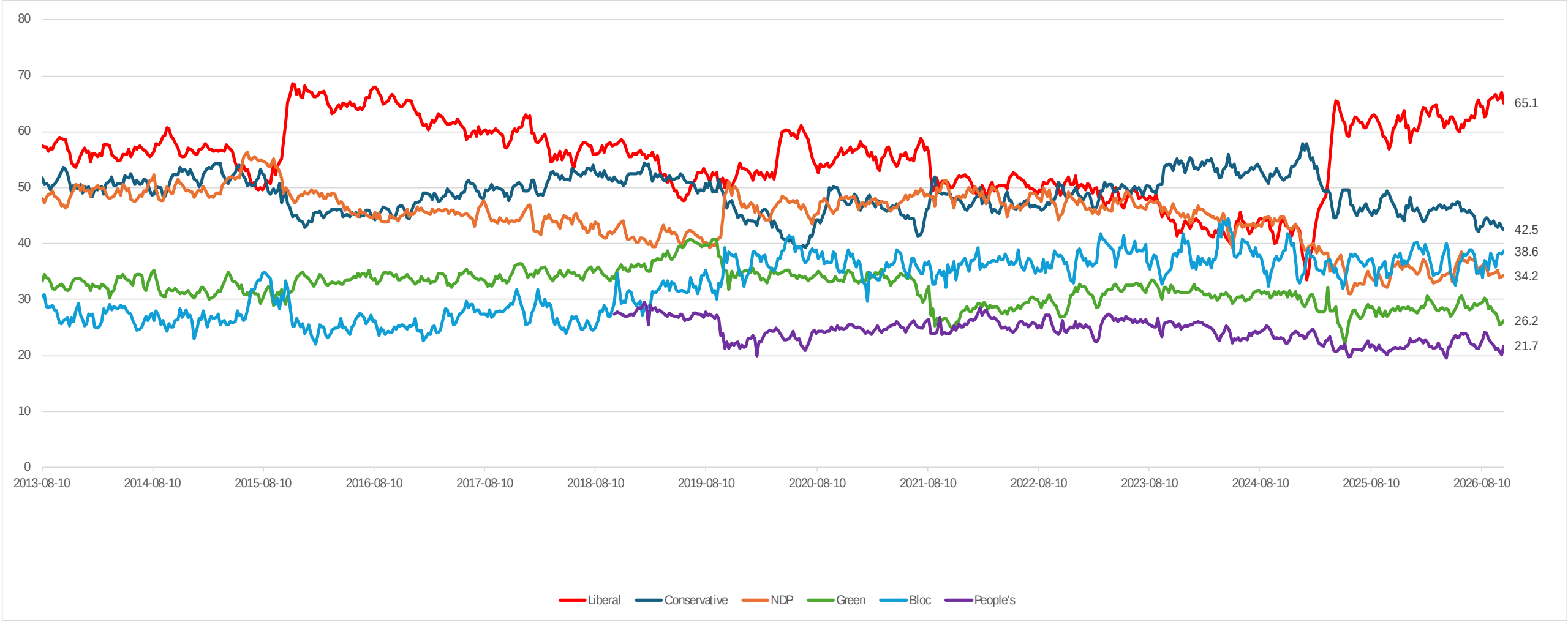

The Nanos Party Power Index Tracking for Canada is based on a composite of the following public opinion measures: the national ballot, which party individuals would consider voting for, the top two choices for Prime Minister, and whether each party leader has good leadership qualities.

NANOS

PARTY POWER INDEX – ONE YEAR

National – Weekly Tracking – Preferred Prime Minister First Ranked Choice
(Ending October 23, 2026, n=1,019)

The Nanos Party Power Index Tracking for Canada is based on a composite of the following public opinion measures: the national ballot, which party individuals would consider voting for, the top two choices for Prime Minister, and whether each party leader has good leadership qualities.

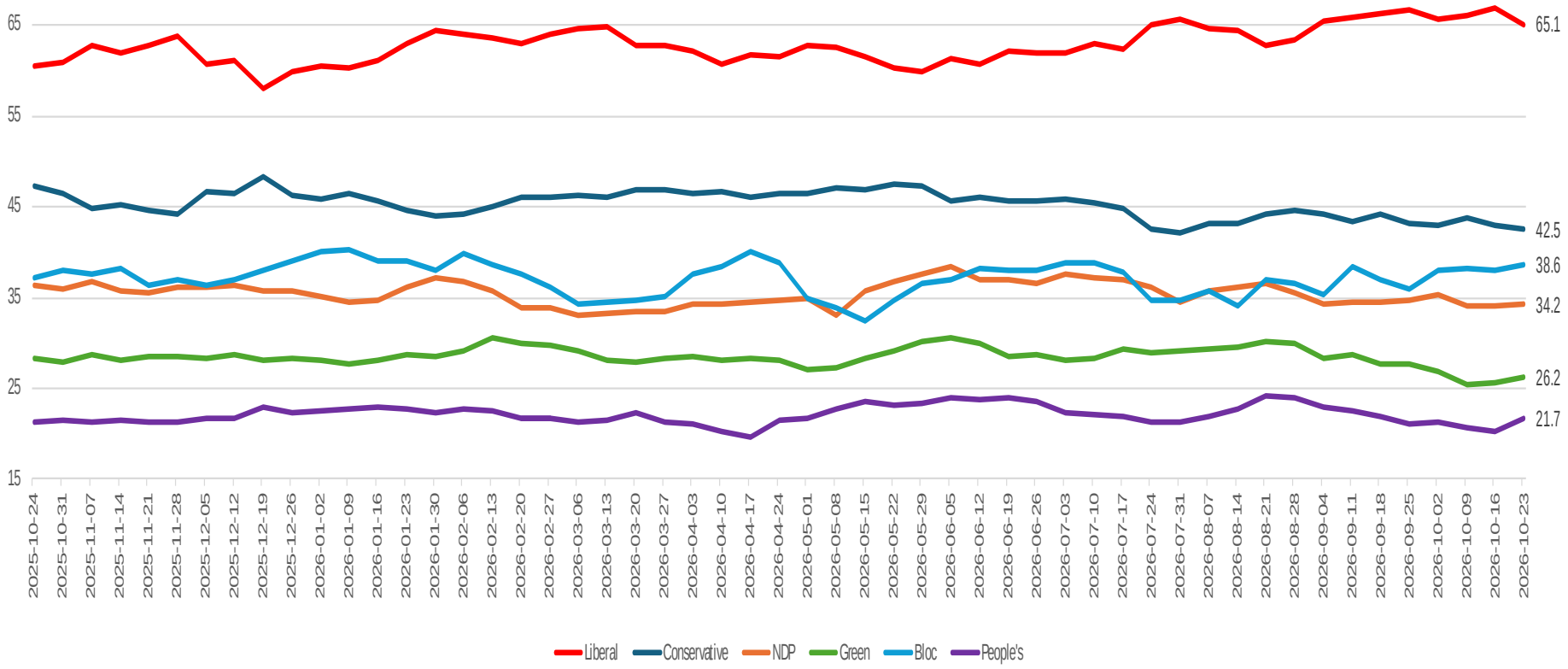

NANOS

© NANOS RESEARCH

Party Power Index Tracking – Liberals

The Nanos Party Power Index Tracking for Canada is based on a composite of the following public opinion measures: the national ballot, which party individuals would consider voting for, the top two choices for Prime Minister, and whether each party leader has good leadership qualities.

Contact: Nik Nanos
Ottawa: (613) 234-4666 x 237
Washington DC: (202) 697-9924
nik@nanos.co

Subscribe to the Nanos data portals to get access to detailed demographic and regional breakdowns.

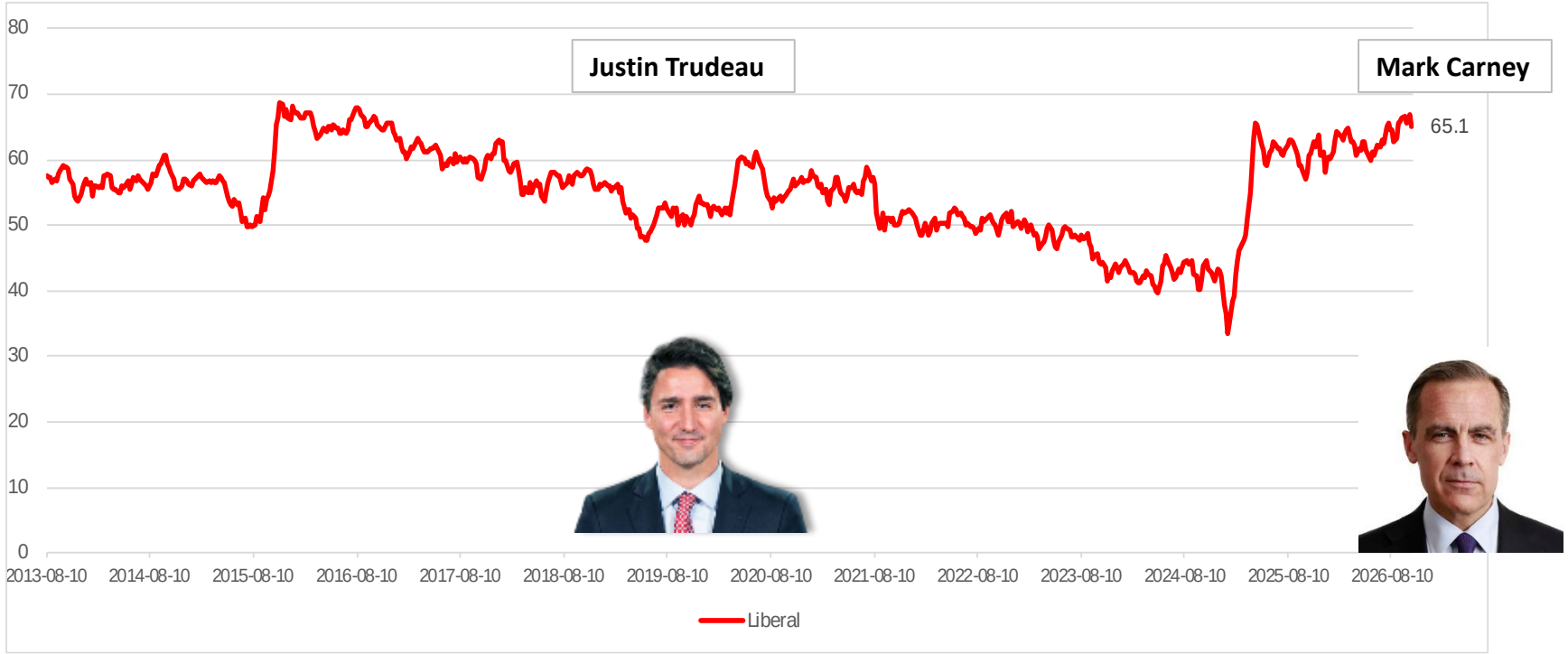

Source: Nanos Research, RDD dual frame (cell- and land-lines) telephone survey, weekly tracking ending October 23, 2026, n=1,019, accurate 3.1 percentage points plus or minus, 19 times out of 20.

© NANOS RESEARCH

Party Power Index Tracking – Conservatives

The Nanos Party Power Index Tracking for Canada is based on a composite of the following public opinion measures: the national ballot, which party individuals would consider voting for, the top two choices for Prime Minister, and whether each party leader has good leadership qualities.

Contact: Nik Nanos
Ottawa: (613) 234-4666 x 237
Washington DC: (202) 697-9924
nik@nanos.co

Subscribe to the Nanos data portals to get access to detailed demographic and regional breakdowns.

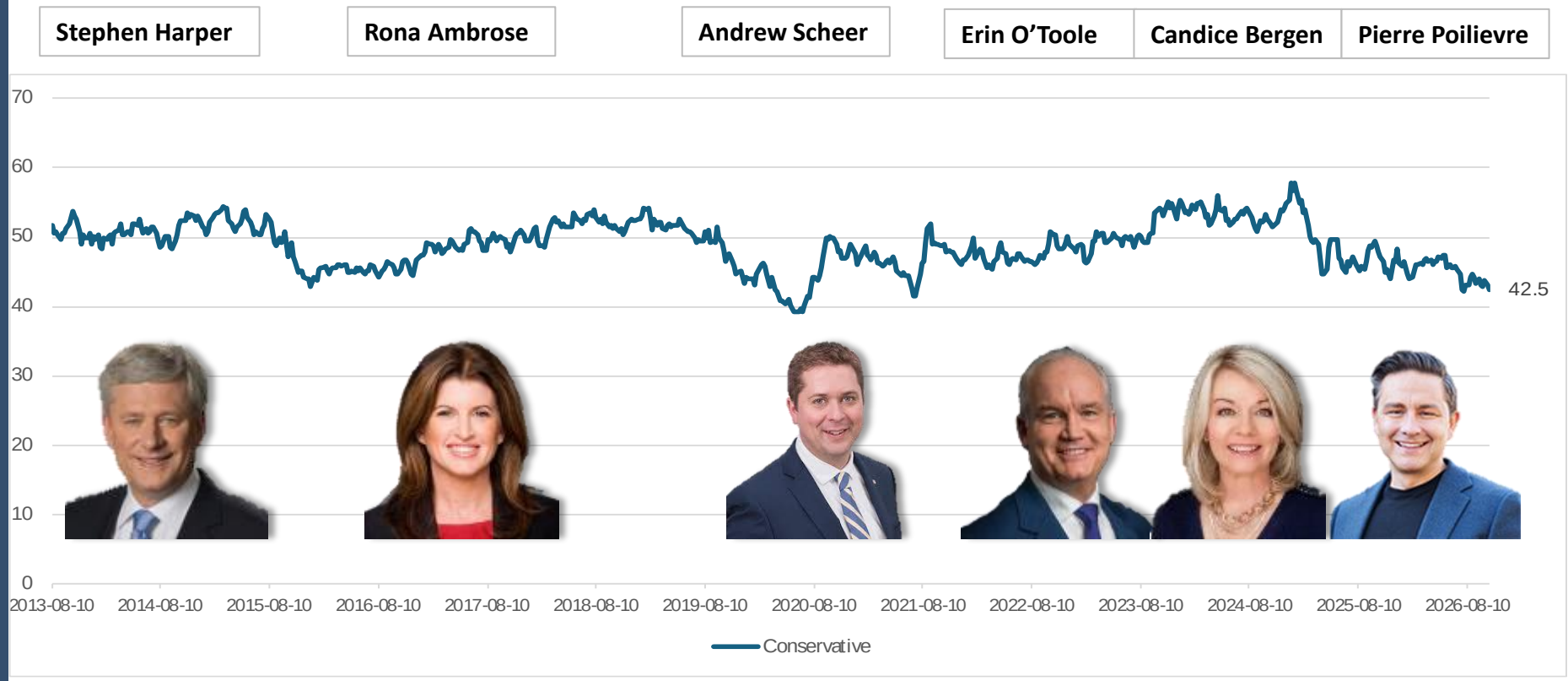

Source: Nanos Research, RDD dual frame (cell- and land-lines) telephone survey, weekly tracking ending October 23, 2026, n=1,019, accurate 3.1 percentage points plus or minus, 19 times out of 20.

© NANOS RESEARCH

Party Power Index Tracking – NDP

The Nanos Party Power Index Tracking for Canada is based on a composite of the following public opinion measures: the national ballot, which party individuals would consider voting for, the top two choices for Prime Minister, and whether each party leader has good leadership qualities.

Contact: Nik Nanos
Ottawa: (613) 234-4666 x 237
Washington DC: (202) 697-9924
nik@nanos.co

Subscribe to the Nanos data portals to get access to detailed demographic and regional breakdowns.

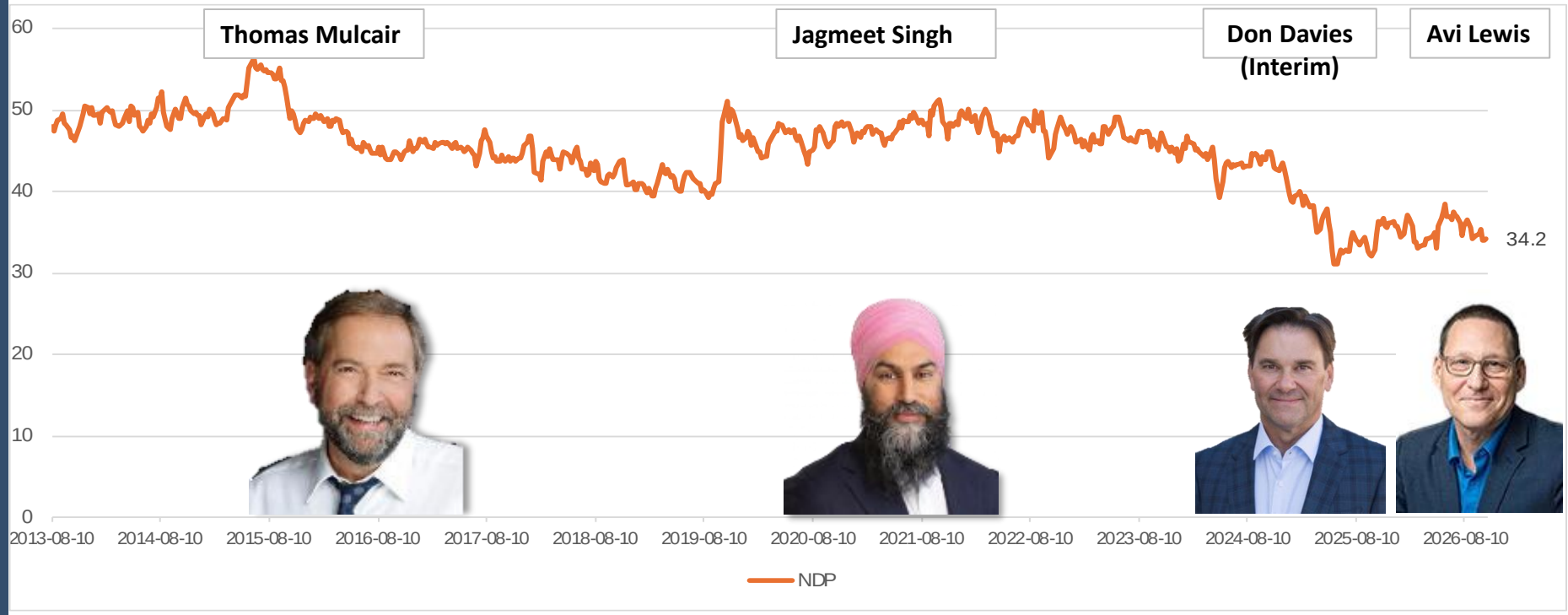

Source: Nanos Research, RDD dual frame (cell- and land-lines) telephone survey, weekly tracking ending October 23, 2026, n=1,019, accurate 3.1 percentage points plus or minus, 19 times out of 20.

© NANOS RESEARCH

Party Power Index Tracking – Bloc

The Nanos Party Power Index Tracking for Canada is based on a composite of the following public opinion measures: the national ballot, which party individuals would consider voting for, the top two choices for Prime Minister, and whether each party leader has good leadership qualities.

Contact: Nik Nanos
Ottawa: (613) 234-4666 x 237
Washington DC: (202) 697-9924
nik@nanos.co

Subscribe to the Nanos data portals to get access to detailed demographic and regional breakdowns.

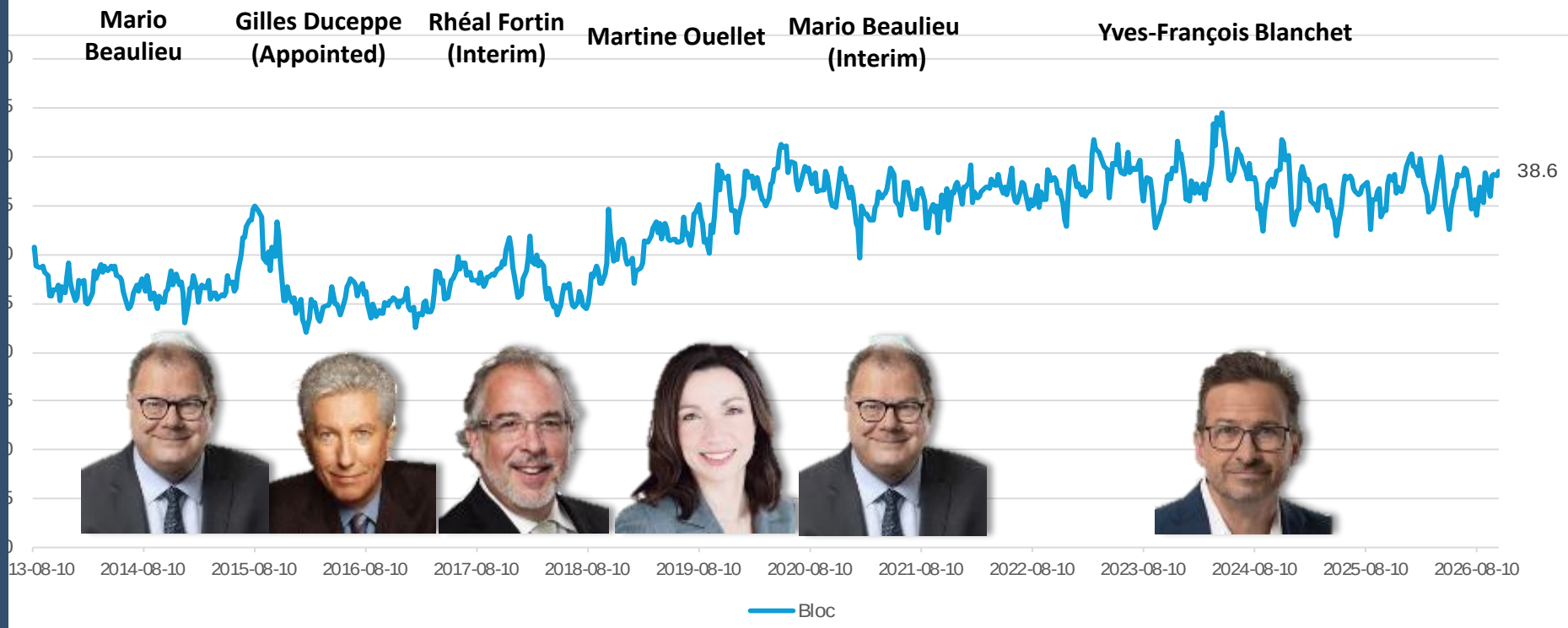

Source: Nanos Research, RDD dual frame (cell- and land-lines) telephone survey, weekly tracking ending October 23, 2026, n=1,019, accurate 3.1 percentage points plus or minus, 19 times out of 20.

© NANOS RESEARCH

Party Power Index Tracking – Green Party

The Nanos Party Power Index Tracking for Canada is based on a composite of the following public opinion measures: the national ballot, which party individuals would consider voting for, the top two choices for Prime Minister, and whether each party leader has good leadership qualities.

Contact: Nik Nanos
Ottawa: (613) 234-4666 x 237
Washington DC: (202) 697-9924
nik@nanos.co

Subscribe to the Nanos data portals to get access to detailed demographic and regional breakdowns.

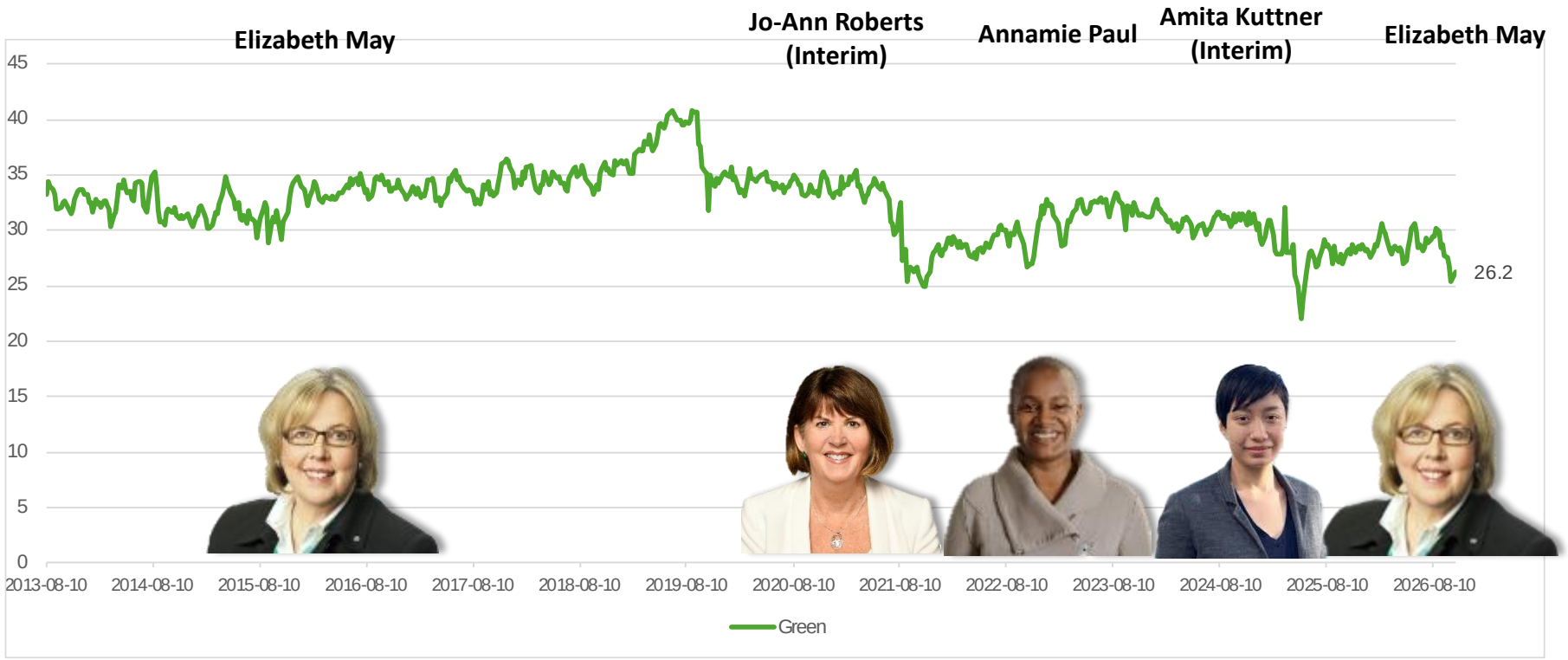

GREEN PARTY OF CANADA

Source: Nanos Research, RDD dual frame (cell- and land-lines) telephone survey, weekly tracking ending October 23, 2026, n=1,019, accurate 3.1 percentage points plus or minus, 19 times out of 20.

NANOS

© NANOS RESEARCH

Party Power Index Tracking – People's Party

The Nanos Party Power Index Tracking for Canada is based on a composite of the following public opinion measures: the national ballot, which party individuals would consider voting for, the top two choices for Prime Minister, and whether each party leader has good leadership qualities.

Contact: Nik Nanos
Ottawa: (613) 234-4666 x 237
Washington DC: (202) 697-9924
nik@nanos.co

Subscribe to the Nanos data portals to get access to detailed demographic and regional breakdowns.

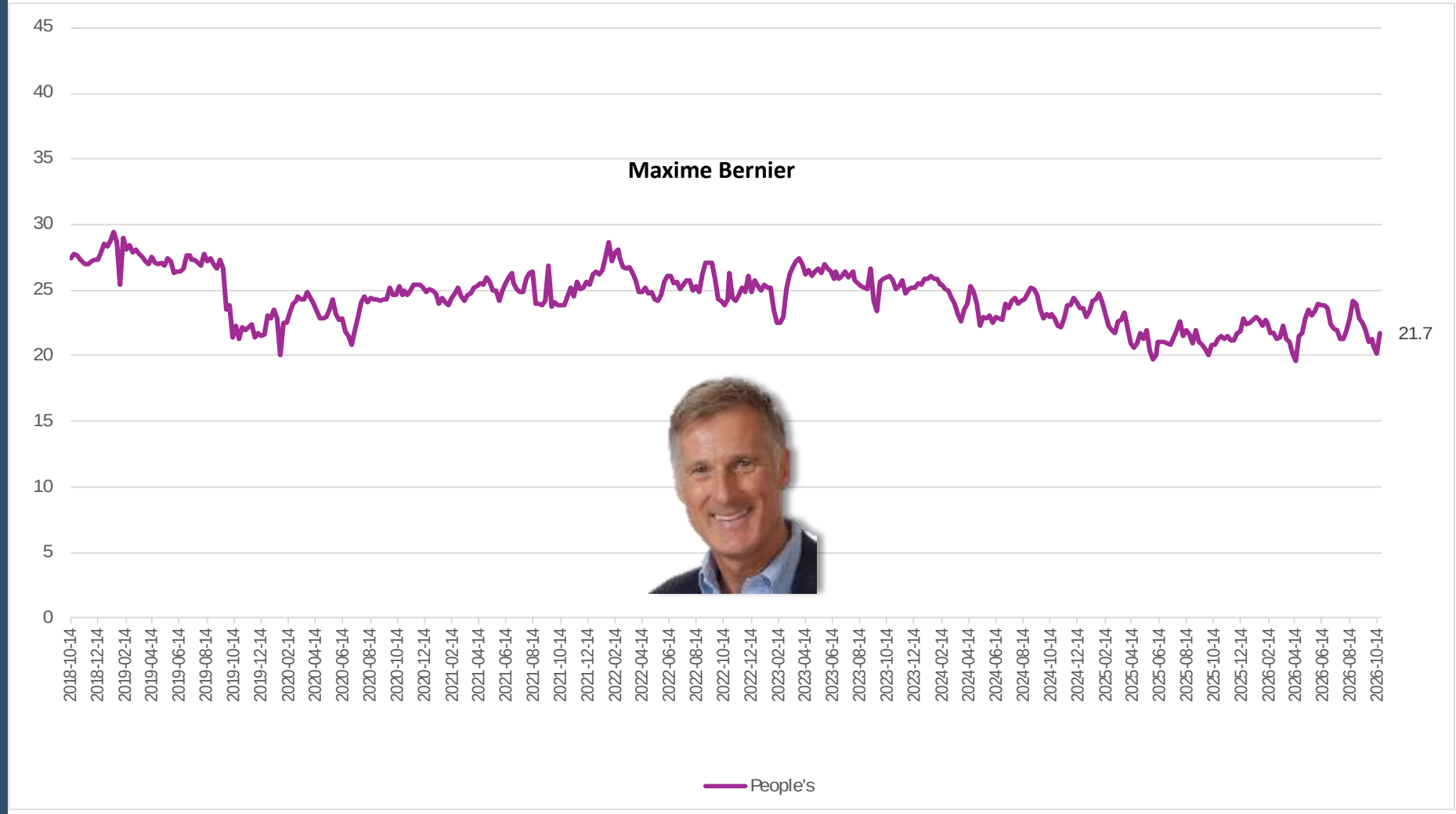

Source: Nanos Research, RDD dual frame (cell- and land-lines) telephone survey, weekly tracking ending October 23, 2026, n=1,019, accurate 3.1 percentage points plus or minus, 19 times out of 20.

METHODOLOGY

The Weekly Nanos Tracking is produced by the Nanos Research Corporation, headquartered in Canada, which operates in Canada and the United States. The data is based on random interviews with 1,019 Canadian consumers (recruited by RDD cell- and land-line sample), using a four-week rolling average of 250 respondents each week, 18 years of age and over. The random sample of 1,019 respondents may be weighted using the latest census information for Canada. The interviews are compiled into a four-week rolling average of 1,019 interviews where each week, the oldest group of 250 interviews is dropped and a new group of 250 interviews is added.

A random survey of 1,019 respondents in Canada is accurate 3.1 percentage points, plus or minus, 19 times out of 20. This report is based on the four waves of tracking ending October 23, 2026.

Since voters are not actually able to make a choice between elections, it is interesting to think about party strength and support more broadly. The Nanos Party Power Index fills this need by incorporating more information than just current vote preference.

The Nanos Party Power Index is a weekly composite measurement of federal party brands based on four questions about the federal parties and their leadership. The questions include:

- a ballot question that captures the 1st and 2nd vote preferences;
- a measure of whether the respondent would consider voting for the party;
- the 1st and 2nd preferences for Prime Minister of the current federal leaders; and,
- whether the respondent believes each current leader has the quality to be a good leader.

The views of 1,019 respondents are compiled into a diffusion brand index for each party that goes from 0 to 100, where 0 means that the party has no brand strength and 100 means it has maximum brand strength. A score above 50 is an indication of brand strength for the party and its leader at this time. The important factors in this weekly tracking include the direction of the brand strength or weakness and also the brand strength of one federal party relative to another.

MÉTHODOLOGIE

Le suivi hebdomadaire de Nanos est produit par Nanos Research Corporation. Les données sont fondées sur des entrevues aléatoires avec 1 019 consommateurs canadiens (recrutés au téléphone à l'aide de l'échantillonnage à deux trames (cellulaire et terrestre) avec des agents en direct, utilisant une moyenne mobile de quatre semaines avec 250 répondants chaque semaine, âgés de 18 ans et plus. L'échantillon aléatoire de 1 019 répondants peut être pondéré selon l'âge et le sexe en utilisant les dernières données du recensement pour le Canada. Les entrevues sont compilées en une moyenne mobile de 1 019 entrevues sur quatre semaines, où chaque semaine, le groupe de 250 Canadiens le plus anciennement interrogé est abandonné et un nouveau groupe de 250 entrevues est ajouté.

Un sondage aléatoire auprès de 1 019 Canadiens est exact à ± 3,1 points de pourcentage, 19 fois sur 20. Les données présentées dans ce rapport sont basées sur la période de suivi se terminant le 23 octobre 2026.

Comme les électeurs ne sont pas en mesure de faire un choix entre les élections il est intéressant de penser à la force du parti et à son soutien à un niveau plus large. Le suivi fédéral de Nanos répond à ce besoin en incorporant plus d'informations sur les préférences politiques, au-delà de la préférence actuelle de vote.

Le suivi fédéral de Nanos est une mesure composite hebdomadaire des marques des partis fédéraux fondée sur quatre questions concernant les partis fédéraux et leur leadership. Les questions comprennent:

- une question de scrutin qui capture les préférences de premier et de second vote;
- une mesure permettant de savoir si le répondant envisagerait de voter pour un parti donné;
- la 1ère et 2ème préférence pour Premier ministre parmi les dirigeants fédéraux actuels; et,
- si le répondant croit que chaque leader actuel possède les qualités d'un bon leader.

Les opinions de 1 019 répondants sont compilées dans un indice de marque de diffusion pour chaque parti qui va de 0 à 100, où 0 signifie que le parti n'a pas de force de marque et 100 signifie qu'il a la force de marque maximale. Un score supérieur à 50 est une indication de force de marque pour ce parti et son leadership en ce moment. Les facteurs importants dans ce suivi hebdomadaire incluent la direction de la force ou de la faiblesse de marque ainsi que la force de marque d'un parti fédéral par rapport à un autre.

TECHNICAL NOTE

Element	Description
Research sponsor	Nanos Research
Population and Final Sample Size	1,019 Randomly selected individuals, four week rolling average of 250 interviews a week.
Margin of Error	±3.1 percentage points, 19 times out of 20.
Mode of Survey	Recruited by RDD dual frame (cell- and land-lines) telephone survey.
Sampling Method Base	The sample included both cell- and land-lines RDD (Random Digit Dialed) across Canada.
Demographics (Captured)	Atlantic Canada, Quebec, Ontario, Prairies, British Columbia; Men and Women; 18 years and older. Six-digit postal code was used to validate geography.
Demographics (Other)	Age, gender, education, income
Fieldwork/Validation	Live interviews with live supervision to validate work.
Number of Calls	Maximum of five call backs.
Time of Calls	Local time 5:00-9:00 pm, on weekends 12:00- 6:00 pm
Field Dates	Four-week period October 23, 2026
Language of Survey	The survey was conducted in both English and French.
Standards	Nanos Research is a member of the Canadian Research Insights Council (CRIC) and confirms that this research fully complies with all CRIC Standards including the CRIC Public Opinion Research Standards and Disclosure Requirements. https://canadianresearchinsightscouncil.ca/standards/

Element	Description
Weighting of Data	The results were weighted by age and gender using the latest Census information (2021) and the sample is geographically stratified to ensure a distribution across all regions of Canada. See tables for full weighting disclosure.
Screening	Screening ensured potential respondents did not work in the market research industry, in the advertising industry, in the media or a political party prior to administering the survey to ensure the integrity of the data.
Excluded Demographics	Individuals younger than 18 years old; individuals without cell or land line or internet could not participate.
Stratification	By age and gender using the latest Census information (2021) and the sample is geographically stratified to be representative of Canada. Smaller areas such as Atlantic Canada were marginally oversampled to allow for a minimum regional sample.
Estimated Response Rate	Six percent, consistent with industry norms.
Question Order	Question order in the preceding report was asked in the following order – unprompted issue of concern, party consideration, unprompted vote preferences, preferred Prime Minister and qualities of a good political leader.
Question Content	This was module one of a weekly tracking survey.
Question Wording	The wording of questions is as presented in the report with a randomization of the political leaders for the question involving leader qualities.
Research/Data Collection Supplier	Nanos Research
Contact	Contact Nanos Research for more information or with any concerns or questions. http://www.nanos.co Telephone:(613) 234-4666 ext. 237 Email: info@nanosresearch.com.
Data Tables	By region age and gender

NOTE TECHNIQUE

Élément	Description
Organisation qui a commandé la recherche	Nanos Research
Taille finale de l'échantillon	1 019 répondants choisis au hasard, moyenne mobile de quatre semaines avec 250 répondants chaque semaine.
Marge d'erreur	±3,1 points de pourcentage, 19 fois sur 20.
Type d'enquête	Enquête téléphonique (lignes téléphoniques cellulaires et terrestres) par génération aléatoire de numéros de téléphone (GANT).
Méthode d'échantillonnage	L'échantillon recruté par des lignes cellulaires et terrestres à travers le Canada par l'entremise de génération aléatoire de numéros de téléphone (GANT).
Données démographiques (captées)	Canada Atlantique, Québec, Ontario, Prairies, Colombie-Britannique; hommes et femmes; 18 ans et plus. Le code postal à six chiffres fut utilisé pour valider l'endroit géographique.
Données démographiques (autres)	Âge, sexe, éducation, revenu
Travail sur le terrain/validation	Entrevues en direct administrées par des agents et sous supervision du travail.
Nombre d'appels	Maximum de cinq rappels.
Heure des appels	Heure locale 17h à 21h, fins de semaine 12h à 18h.
Dates du travail sur le terrain	Période de quatre semaines terminant le 23 octobre 2026.
Langue de l'enquête	L'enquête a été menée en français et en anglais.
Standards	Ce rapport dépasse les normes établies par CRIC, ESOMAR et AAPOR.

Élément	Description
Pondération des données	Les résultats ont été pondérés selon l'âge et le sexe en utilisant les données du dernier recensement (2021) et l'échantillon est stratifié géographiquement pour être représentatif du Canada. Voir les tableaux pour la divulgation complète de la pondération.
Présélection	La présélection garantit que les répondants potentiels ne travaillaient pas dans le secteur des études de marché, dans le secteur de la publicité, dans les médias ou pour un parti politique avant l'administration de l'enquête pour assurer l'intégrité des données.
Groupes démographiques exclus	Les personnes de moins de 18 ans; les individus sans accès à lignes de téléphone n'étaient pas admissibles pour participer.
Stratification	Par âge et sexe en utilisant les données du dernier recensement (2021) et l'échantillon est stratifié géographiquement pour être représentatif du Canada. Les régions plus petites comme le Canada Atlantique furent suréchantillonnées pour assurer un échantillon régional minimum.
Taux de réponse estimé	Six pourcent, en conformité avec les normes de l'industrie.
Ordre des questions	Les questions de ce rapport ont été posées dans l'ordre suivant : enjeu, considération de vote, les préférences de vote spontanées, le Premier ministre préféré et les qualités d'un bon leader politique.
Contenu des questions	Ceci fait partie d'une enquête de suivi hebdomadaire et est le premier module.
Formulation des questions	La formulation des questions est telle que présentée dans le rapport, les leaders politiques ont été affichés de manière aléatoire pour la question impliquant les qualités d'un bon leader.
Compagnie de recherche	Nanos Research
Contactez	Contactez Nanos Research pour de plus amples renseignements ou si vous avez des questions ou des préoccupations. http://www.nanos.co Téléphone : (613) 234-4666 x 237 Courriel : info@nanosresearch.com.

QUESTION AND WEIGHTING

The results are weighted by region, age and gender using the latest Census information (2021) and the sample is geographically stratified to ensure a distribution across all regions of Canada. To see examples this week's weighting details, please find page 2 of the tabulations attached at the end of the report. Questions in the political module are asked in the following order:

Question 1 — What is your most important NATIONAL issue of concern? [OPEN] [UNPROMPTED]

For each of the following political parties, please tell me if you would consider or not consider voting for it [RANDOMIZE ORDER]
Question 2 — Liberal Party of Canada
Question 3 — Conservative Party of Canada
Question 4 — New Democratic Party of Canada
Question 5 — Bloc Québécois [QC ONLY]
Question 6 — Green Party of Canada
Question 7 — People's Party of Canada

Question 8 — For those parties you would consider voting for federally, could you please rank your top two current local preference?* [UNPROMPTED]

Question 9 — Of the current federal political party leaders, could you please rank your top two current local preferences for Prime Minister? [RANDOMIZE PARTY LEADERS]

Mark Carney
Pierre Poilievre
Avi Lewis
Yves-François Blanchet [QC ONLY]
Elizabeth May
Maxime Bernier
Unsure

For each of the following federal political party leaders, do you think they have or do not have the qualities to be a good political leader? [RANDOMZIE PARTY LEADERS]
Question 10 — Mark Carney
Question 11 — Pierre Poilievre
Question 12 — Avi Lewis
Question 13 — Yves-François Blanchet [QC ONLY]
Question 14 — Elizabeth May
Question 15 — Maxime Bernier

ABOUT NANOS

As one of North America's premier market and public opinion research firms, we put strategic intelligence into the hands of decision makers. The majority of our work is for private sector and public facing organizations and ranges from market studies, managing reputation through to leveraging data intelligence. Nanos Research offers a vertically integrated full service quantitative and qualitative research practice to attain the highest standards and the greatest control over the research process. www.nanos.co

This international joint venture between dimap and Nanos brings together top research and data experts from North American and Europe to deliver exceptional data intelligence to clients. The team offers data intelligence services ranging from demographic and sentiment microtargeting; consumer sentiment identification and decision conversion; and, data analytics and profiling for consumer persuasion. www.nanosdimap.com

Ethic Strategies was created by the founding partners of PAA Advisory and the Nanos Research Corporation, both recognized leaders in research, advocacy, and advisory. Ethic provides bespoke strategic counsel, advice, and communications strategies to organizations facing serious issues. www.ethicstrategies.com

Nanos Poll compared to 2025 Election Results

Party	Saturday 26th & Sunday 27th	Sunday 27th Only ELECTION CALL	Election Results	Variance from ELXN CALL
Liberal	42.4%	42.6%	43.7%	1.1
Conservative	39.4%	39.9%	41.3%	1.4
NDP	7.9%	7.8%	6.3%	1.5
BLOC Québécois	6.5%	6.4%	6.3%	0.1
GREEN PARTY	2.3%	1.9%	1.2%	0.7
PPC PEOPLE'S PARTY of CANADA	1.1%	1.1%	0.7%	0.4
Other	0.3%	0.2%	0.2%	-
Decided Voters	n=1,707	n=863		
Margin of Error 19 times out of 20	±2.4	±3.4		

Question: If a FEDERAL election were held today, could you please rank your top two current local voting preferences? [First ranked response] Source: CTV, Globe, Nanos nightly election tracking ending April 27th, 2025.

Margin of Error for Research

Factoring the margin of error for the national random sample administered by Nanos, Liberal support may be as high as 46.0% or as low as 39.2%. Likewise, support for the Conservatives may be as high as 43.3% or as low as 36.5%.

Key Takeaways

All of the Nanos estimates were within the reported margin of error for the election call.

Both the Sat/Sun sample and the Sunday only election call samples showed a tight race which manifested itself in the final result.

The total error for the six parties plus others is 5.2 for an average error of about 0.7 percent.

NANOS

Learn more about the Nanos Data Portal service offering. Subscribe today to the Economic, Issue & Sentiment Tracking Portal or the Federal Political Tracking Portal.

Sign up | Learn more

Stay ahead of the curve with the Nanos Data Portals, designed to provide you with insights into consumer confidence, mental health and wellness, public opinion on foreign and domestic policy issues, political preferences and much more. Whether you are a researcher, policymaker, or business leader, our platform delivers actionable intelligence that helps you understand the shifting landscape of public sentiment. Dive deep into customizable visualizations and reports that highlight historical trends. Make informed decisions backed by data that matters. Engage your audience with a resource that transforms complex information into clear, actionable insights.

NANOS

NANOS DATA PORTALS

NANOS IS YOUR GO-TO HIGH-STAKES RESEARCH PARTNER.

Delivering world-class solutions since 1987,
we are the leader in high velocity data insights and visualization.

Market | Consumer| Reputation| Policy| Insight

For more information about our services, please visit us at:
www.nanos.co