

A slight majority of Canadians are ok with MAID expanding to patients who are suffering only from mental illnesses.

National survey released June 2026  
Field: May 31 to June 2, 2026  
Submission 2026-3067

**THE GLOBE AND MAIL\***



The research gauged the views of Canadians on Medical Assistance in Dying (MAID), namely on its planned expansion to patients experiencing intolerable suffering whose only condition is mental illness.

Nanos conducted an RDD dual frame (land- and cell-lines) hybrid telephone and online random survey of 1044 Canadians, 18 years of age or older, from May 31 to June 2, as part of an omnibus survey. The sample included both land- and cell-lines across Canada. The results were statistically checked and weighted by age and gender using the latest Census information and the sample is geographically stratified to be representative of Canada.

Individuals randomly called using random digit dialing with a maximum of five call backs.

The margin of error for this survey is  $\pm 3.0$  percentage points, 19 times out of 20.

This study was commissioned by the Globe and Mail and the research was conducted by Nanos Research.

[Full data tables with weighted and unweighted number of interviews is here.](#)

**Tables within the report that have significant differences are highlighted in yellow.**

Note: Charts may not add up to 100 due to rounding.

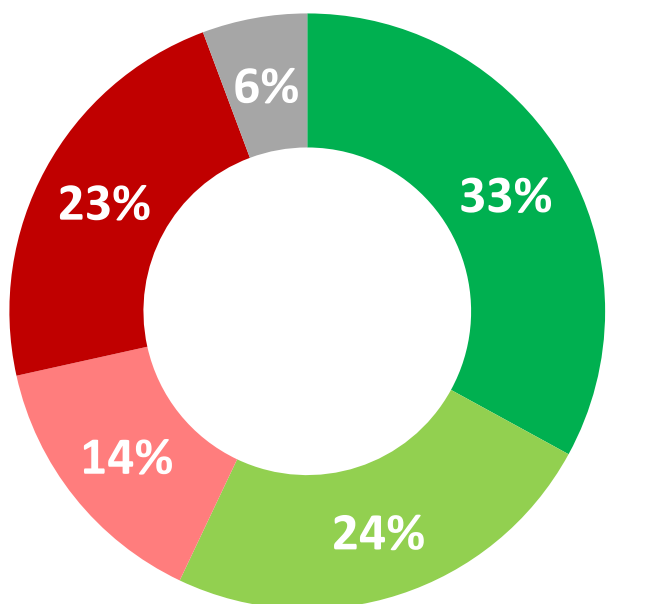


# Key findings

- 1. SLIM MAJORITY ACCEPTING OF MAID EXPANSION:** Canadians are more likely to believe it is acceptable (57%) than unacceptable (37%) for MAID to expand to patients who are experiencing intolerable suffering whose only condition is mental illness.
- 2. SUPPORT FOR MAID BEING AVAILABLE UNDER ITS CURRENT CONDITIONS:** Nine in ten Canadians express some level of support for MAID being available to patients with a terminal illness whose natural death is near (89%); four in five support or somewhat support MAID being available to non-mental illness patients experiencing intolerable suffering, even if their death is not imminent (84%).
- 3. DIVERSITY OF VIEWS ON EASE OF ACCESS:** While two in five believe access to MAID is about right (39%), meaning they believe it is neither too difficult nor too easy to obtain, the percentage of Canadians believing access is too easy (17%) is similar to the percentage who believe it is too difficult (17%). A notable 27 per cent of Canadians report being unsure.
- 4. STRONG VIEWS ON FRIENDS OR FAMILY MEMBERS REQUESTING MAID:** Over four in five Canadians either agree or somewhat agree that if a friend or family member were diagnosed with a severe or terminal illness and requested MAID, they would be supportive of their decision (85%).

# Views on MAID expanding to patients whose only condition is mental illness

Q – As you may be aware, currently, MAID is available in Canada for [ROTATE] patients with a terminal illness whose death is “reasonably foreseeable;” AND patients with a serious and incurable illness, disease or disability (excluding mental illness) who are experiencing intolerable physical or psychological suffering. MAID is scheduled to expand next year to people whose only condition is mental illness. To what extent do you believe it is acceptable or unacceptable for the federal government to expand MAID to make it available to patients who are experiencing intolerable suffering whose only condition is mental illness?



■ Acceptable      ■ Somewhat acceptable  
■ Somewhat not acceptable      ■ Not acceptable  
■ Unsure

\*Weighted to the true population proportion.

\*Charts may not add up to 100 due to rounding.

## Just under **3 in 5** Canadians

believe it is acceptable or somewhat acceptable for the federal government to expand MAID to make it available to patients who are experiencing intolerable suffering whose only condition is mental illness. Conversely, just under two in five believe this is either somewhat not acceptable or not acceptable.

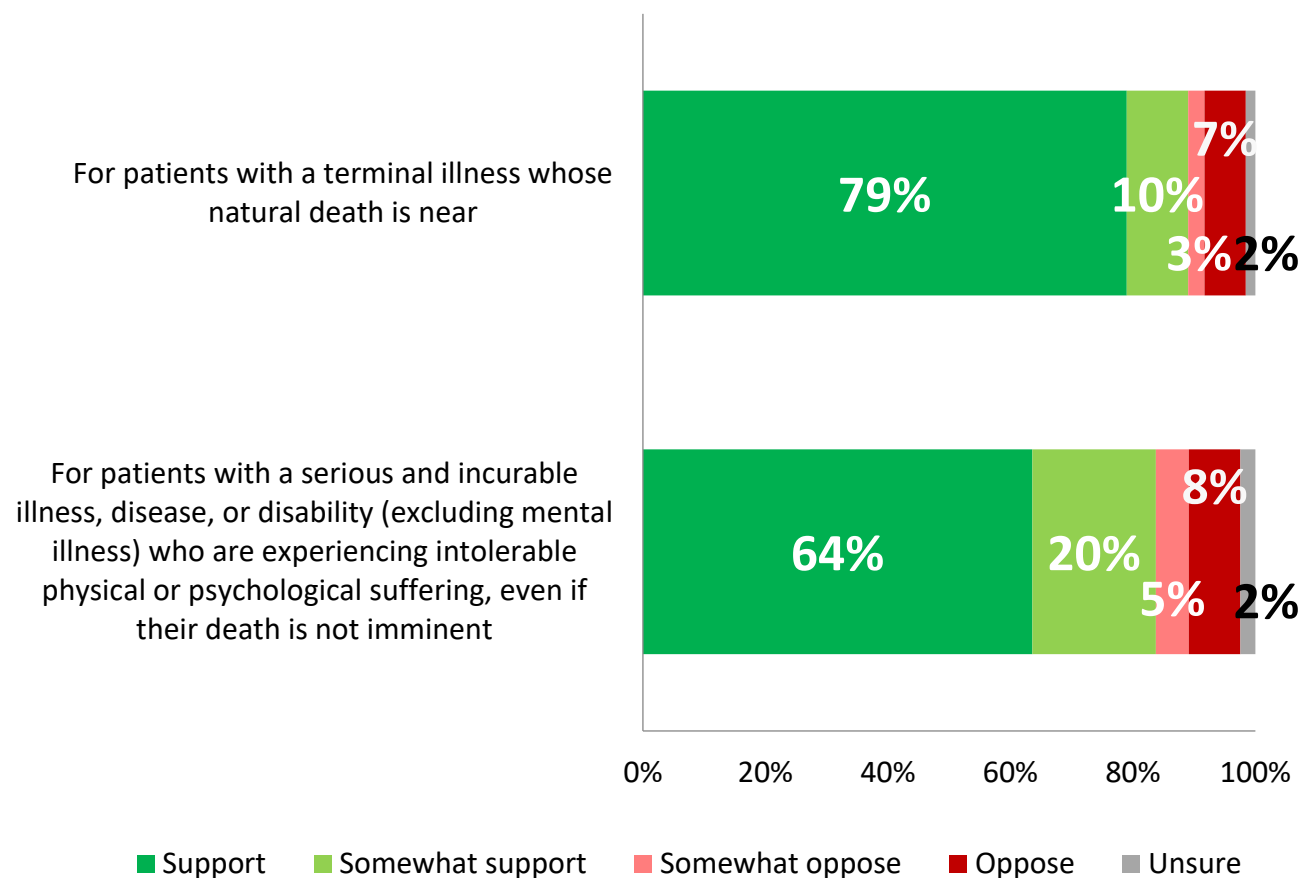
# Views on MAID expanding to patients whose only condition is mental illness – by demographics

Q –As you may be aware, currently, MAID is available in Canada for [ROTATE] patients with a terminal illness whose death is “reasonably foreseeable,” AND patients with a serious and incurable illness, disease or disability (excluding mental illness) who are experiencing intolerable physical or psychological suffering. MAID is scheduled to expand next year to people whose only condition is mental illness. To what extent do you believe it is acceptable or unacceptable for the federal government to expand MAID to make it available to patients who are experiencing intolerable suffering whose only condition is mental illness?

	Canada 2026-06 (n=1044)	Atlantic (n=100)	Quebec (n=207)	Ontario (n=353)	Prairies (n=218)	British Columbia (n=166)	Men (n=544)	Women (n=494)	18 to 34 (n=173)	35 to 54 (n=372)	55 plus (n=499)
Acceptable	33.0%	28.4%	42.0%	31.6%	25.8%	33.1%	33.8%	32.2%	28.7%	34.1%	34.9%
Somewhat acceptable	24.1%	26.9%	27.3%	24.7%	17.9%	23.4%	23.7%	24.1%	22.6%	21.5%	27.0%
Somewhat not acceptable	14.5%	16.8%	12.1%	17.2%	12.6%	12.2%	14.3%	14.9%	20.6%	12.2%	12.3%
Not acceptable	22.8%	22.5%	10.9%	22.5%	36.1%	26.6%	23.7%	22.0%	22.4%	27.0%	19.8%
Unsure	5.7%	5.4%	7.7%	4.0%	7.6%	4.6%	4.5%	6.8%	5.7%	5.2%	6.0%

*Respondents in Quebec are more likely than those in the Prairies to believe it is acceptable to expand MAID to make it available to patients whose only condition is mental illness and who are experiencing intolerable suffering. Those aged 55 and over are slightly more likely to believe this is acceptable to one extent or another than respondents aged 18 to 34.*

Q – To what extent do you support or oppose medical assistance in dying (MAID) being available in Canada in each of the following situations? [ROTATE]



\*Weighted to the true population proportion.

\*Charts may not add up to 100 due to rounding.

## Views on access to MAID by situation

# 9 in 10

Canadians

either support or somewhat support MAID being available for patients with a terminal illness whose natural death is near, about nine times greater than the combined percentage of Canadians who are either somewhat or outright opposed to MAID being available in this situation. Further, just over four out of every five Canadians express support to one extent or another for MAID being available to patients with incurable illnesses who are experiencing intolerable suffering, even if their death is not imminent.

# Views on MAID being available for patients with a terminal illness whose natural death is near

Q – To what extent do you support or oppose medical assistance in dying (MAID) being available in Canada in each of the following situations? [ROTATE]  
For patients with a terminal illness whose natural death is near.

	Canada 2026-06 (n=1044)	Atlantic (n=100)	Quebec (n=207)	Ontario (n=353)	Prairies (n=218)	British Columbia (n=166)	Men (n=544)	Women (n=494)	18 to 34 (n=173)	35 to 54 (n=372)	55 plus (n=499)
Support	79.0%	82.3%	88.0%	78.8%	65.3%	80.1%	76.1%	81.5%	71.7%	76.8%	85.5%
Somewhat support	10.1%	11.3%	6.8%	11.1%	12.5%	9.0%	11.9%	8.4%	10.9%	11.0%	8.7%
Somewhat oppose	2.6%	0.9%	2.9%	1.4%	5.8%	2.5%	3.1%	2.3%	3.3%	1.9%	2.8%
Oppose	6.8%	4.7%	0.9%	7.0%	14.1%	7.6%	7.7%	6.0%	10.7%	8.6%	2.7%
Unsure	1.6%	0.8%	1.4%	1.7%	2.3%	0.8%	1.2%	1.9%	3.4%	1.7%	0.3%

*Though a majority of Canadians across all demographic groups are supportive of MAID's availability to patients with a terminal illness whose natural death is near, respondents in Quebec are more likely to be outright supportive of this than respondents in the Prairies. This is also the case for Canadians aged 55 and over relative to the national average.*

# Views on MAID being available for non-mental illness patients with incurable illnesses experiencing intolerable suffering even if their death is not imminent

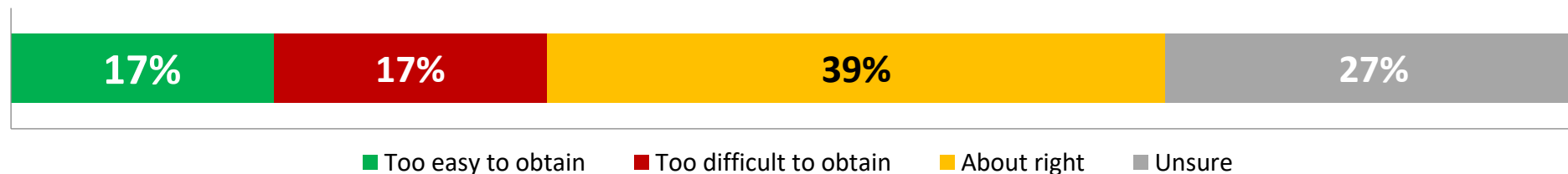
Q – To what extent do you support or oppose medical assistance in dying (MAID) being available in Canada in each of the following situations? [ROTATE]  
**For patients with a serious and incurable illness, disease, or disability (excluding mental illness) who are experiencing intolerable physical or psychological suffering, even if their death is not imminent.**

	Canada 2026-06 (n=1044)	Atlantic (n=100)	Quebec (n=207)	Ontario (n=353)	Prairies (n=218)	British Columbia (n=166)	Men (n=544)	Women (n=494)	18 to 34 (n=173)	35 to 54 (n=372)	55 plus (n=499)
Support	63.6%	69.9%	70.7%	62.1%	52.5%	66.8%	61.1%	65.8%	57.7%	62.2%	68.6%
Somewhat support	20.1%	18.2%	21.4%	20.8%	19.8%	17.7%	21.4%	19.0%	21.5%	18.6%	20.5%
Somewhat oppose	5.4%	6.0%	3.1%	7.3%	5.8%	3.1%	5.7%	5.2%	5.0%	5.3%	5.7%
Oppose	8.4%	3.8%	2.3%	8.3%	17.9%	9.3%	9.8%	7.2%	12.5%	10.1%	4.5%
Unsure	2.4%	2.0%	2.5%	1.6%	3.9%	3.2%	2.0%	2.9%	3.4%	3.8%	0.8%

*Though still a majority opinion, residents of the Prairies are less likely than Canadians on average to be supportive of MAID being available for patients with a serious and incurable illness, excluding mental illness, who are experiencing intolerable suffering, even if their death is not imminent.*

## Views on access to MAID

Q – Do you think access to MAID in Canada today is too easy to obtain, too difficult to obtain or about right?



\*Weighted to the true population proportion.

\*Charts may not add up to 100 due to rounding.

# 2 in 5 Canadians

believe access to MAID is neither too easy nor too difficult to obtain. The percentage of Canadians who believe MAID is too easy to obtain is comparable to the proportion of the population who believe it is too difficult to obtain. Of note, just over one out of every four Canadians reports being unsure.

## Views on access to MAID – by demographics

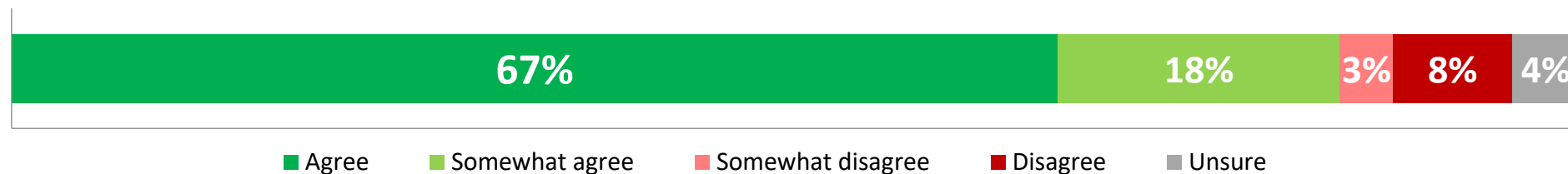
Q – Do you think access to MAID in Canada today is too easy to obtain, too difficult to obtain or about right?

	Canada 2026-06 (n=1044)	Atlantic (n=100)	Quebec (n=207)	Ontario (n=353)	Prairies (n=218)	British Columbia (n=166)	Men (n=544)	Women (n=494)	18 to 34 (n=173)	35 to 54 (n=372)	55 plus (n=499)
Too easy to obtain	16.7%	14.4%	7.2%	16.9%	27.2%	19.9%	17.8%	15.7%	21.6%	18.2%	12.4%
Too difficult to obtain	17.4%	12.8%	20.3%	15.6%	18.8%	18.4%	19.6%	15.4%	15.6%	15.9%	19.8%
About right	39.3%	36.6%	54.4%	38.3%	24.1%	38.0%	38.4%	40.5%	34.7%	37.0%	44.2%
Unsure	26.5%	36.2%	18.1%	29.2%	29.9%	23.7%	24.2%	28.4%	28.1%	28.9%	23.6%

*Residents of Quebec are more likely than those in the Prairies to believe access to MAID is neither too easy, nor too difficult. Conversely, Prairie residents are more likely than those in Quebec to report believing MAID is too easy to obtain.*

# Views on a friend or family member requesting MAID if they were diagnosed with a severe or terminal illness

Q – To what extent do you agree or disagree with the following statement: If a friend or family member were diagnosed with a severe or terminal illness and requested MAID, I would be supportive of their decision.



\*Weighted to the true population proportion.

\*Charts may not add up to 100 due to rounding.

## Canadians are over seven times more likely

to agree to some extent than disagree to some extent that if a friend or family member of theirs were diagnosed with a severe terminal illness and requested MAID, they would be supportive of their decision.

# Views on a friend or family member requesting MAID if they were diagnosed with a severe or terminal illness – by demographics

Q – To what extent do you agree or disagree with the following statement: If a friend or family member were diagnosed with a severe or terminal illness and requested MAID, I would be supportive of their decision.

	Canada 2026-06 (n=1044)	Atlantic (n=100)	Quebec (n=207)	Ontario (n=353)	Prairies (n=218)	British Columbia (n=166)	Men (n=544)	Women (n=494)	18 to 34 (n=173)	35 to 54 (n=372)	55 plus (n=499)
Agree	66.8%	67.3%	74.6%	65.5%	57.7%	68.8%	63.6%	69.7%	57.1%	64.4%	75.0%
Somewhat agree	18.0%	24.5%	18.4%	18.2%	17.2%	14.5%	20.9%	15.2%	20.2%	19.2%	15.5%
Somewhat disagree	3.4%	1.6%	1.7%	4.6%	4.0%	2.5%	3.2%	3.5%	3.9%	2.5%	3.6%
Disagree	7.6%	6.0%	2.0%	7.4%	15.8%	7.9%	8.7%	6.6%	11.5%	9.4%	3.6%
Unsure	4.3%	0.7%	3.4%	4.3%	5.2%	6.3%	3.6%	5.0%	7.3%	4.4%	2.2%

*Though still a majority opinion, residents of the Prairies are less likely than Canadians on average to outright agree that they would be supportive of a friend or family member's decision to request MAID if diagnosed with a severe or terminal illness. Those aged 55 and over are more likely to outright agree with this than those aged 18 to 34.*

Element	Description	Element	Description
Research sponsor	The Globe and Mail	Weighting of Data	The results were weighted by age and gender using the latest Census information (2021) and the sample is geographically stratified to ensure a distribution across all regions of Canada. See tables for full weighting disclosure
Population and Final Sample Size	1044 Randomly selected individuals.	Screening	Screening ensured potential respondents did not work in the market research industry, in the advertising industry, in the media or a political party prior to administering the survey to ensure the integrity of the data.
Source of Sample	Nanos Insights Lab	Excluded Demographics	Individuals younger than 18 years old; individuals without land or cell lines, and individuals without internet access could not participate.
Type of Sample	Probability	Stratification	By age and gender using the latest Census information (2021) and the sample is geographically stratified to be representative of Canada. Smaller areas such as Atlantic Canada were marginally oversampled to allow for a minimum regional sample.
Margin of Error	±3.0 percentage points, 19 times out of 20.	Estimated Response Rate	12 percent, consistent with industry norms.
Mode of Survey	RDD dual frame (land- and cell-lines) hybrid telephone and online omnibus survey	Question Order	Question order in the preceding report reflects the order in which they appeared in the original questionnaire.
Sampling Method Base	The sample included both land- and cell-lines RDD (Random Digit Dialed) across Canada.	Question Content	Topics on the omnibus ahead of the survey content included: views on political issues, views on economic issues, home renovations, online gambling, and greenhouse gas emissions
Demographics (Captured)	Atlantic Canada, Quebec, Ontario, Prairies, British Columbia; Men and Women; 18 years and older. Six digit postal code was used to validate geography.	Question Wording	The questions in the preceding report are written exactly as they were asked to individuals.
Fieldwork/Validation	Individuals were recruited using live interviews with live supervision to validate work, the research questions were administered online	Research/Data Collection Supplier	Nanos Research
Number of Calls	Maximum of five call backs to those recruited.	Contact	Contact Nanos Research for more information or with any concerns or questions. <a href="http://www.nanos.co">http://www.nanos.co</a> Telephone:(613) 234-4666 ext. 237 Email: info@nanosresearch.com.
Time of Calls	Individuals recruited were called between 12-5:30 pm and 6:30-9:30pm local time for the respondent.	Tabulations	Click here: <a href="#">2026-3067 Globe and Mail Tables - formatted</a>
Field Dates	May 31 to June 2, 2026.		
Language of Survey	The survey was conducted in both English and French.		
Standards	Nanos Research is a member of the Canadian Research Insights Council (CRIC) and confirms that this research fully complies with all CRIC Standards including the CRIC Public Opinion Research Standards and Disclosure Requirements. <a href="https://canadianresearchinsightscouncil.ca/standards/">https://canadianresearchinsightscouncil.ca/standards/</a>		



As one of North America's premier market and public opinion research firms, we put strategic intelligence into the hands of decision makers. The majority of our work is for private sector and public facing organizations and ranges from market studies, managing reputation through to leveraging data intelligence. Nanos Research offers a vertically integrated full service quantitative and qualitative research practice to attain the highest standards and the greatest control over the research process. [www.nanos.co](http://www.nanos.co)

nanos dimap analytika



This international joint venture between [dimap](http://www.dimap.com) and [Nanos](http://www.nanos.co) brings together top research and data experts from North American and Europe to deliver exceptional data intelligence to clients. The team offers data intelligence services ranging from demographic and sentiment microtargeting; consumer sentiment identification and decision conversion; and, data analytics and profiling for consumer persuasion. [www.nanosdimap.com](http://www.nanosdimap.com)

EthicStratēgies

Ethic Strategies was created by the founding partners of [PAA Advisory](http://www.paaadvisory.com) and the [Nanos Research Corporation](http://www.nanos.co), both recognized leaders in research, advocacy, and advisory. Ethic provides bespoke strategic counsel, advice, and communications strategies to organizations facing serious issues. [www.ethicstrategies.com](http://www.ethicstrategies.com)

# Any questions?

---



Nanos Research

(613) 234-4666, ext. 237

[ea@nanosresearch.com](mailto:ea@nanosresearch.com)

For more information on the firm, please visit [www.nanos.co](http://www.nanos.co)



**NANOS IS YOUR GO-TO HIGH-STAKES RESEARCH PARTNER.**

Delivering world-class solutions since 1987,  
we are the leader in high velocity data insights and visualization.

**Market | Consumer | Reputation | Policy | Insight**

For more information about our services, please visit us at:

[www.nanos.co](http://www.nanos.co)