

Two in five Canadians think Canada isn't doing enough to sanction Israeli settlements in Palestine.



The research gauged the views of Canadians on the country's foreign policy in the Middle East, namely on Canada's support for Palestine and Israel, the importance of considering human rights records when starting or maintaining a trade relationship, sanctioning of Israeli settlements in Palestine, and Canada-Israel Free Trade Agreement (CIFTA).

Nanos conducted an RDD dual frame (land- and cell-lines) hybrid telephone and online random survey of 1044 Canadians, 18 years of age or older, from May 31 to June 2, 2026, as part of an omnibus survey. The sample included both land- and cell-lines across Canada. The results were statistically checked and weighted by age and gender using the latest Census information and the sample is geographically stratified to be representative of Canada.

Individuals randomly called using random digit dialing with a maximum of five call backs.

The margin of error for this survey is ± 3.0 percentage points, 19 times out of 20.

This study was commissioned by Canadians for Justice and Peace in the Middle East (CJPME), and the research was conducted by Nanos Research.

[Full data tables with weighted and unweighted number of interviews is here.](#)

Tables within the report that have significant differences are highlighted in yellow.

Note: Charts may not add up to 100 due to rounding.

PATH
FORWARD!

WINN
COND

VALIDATE

TEST IDEA

REVIEW RESE

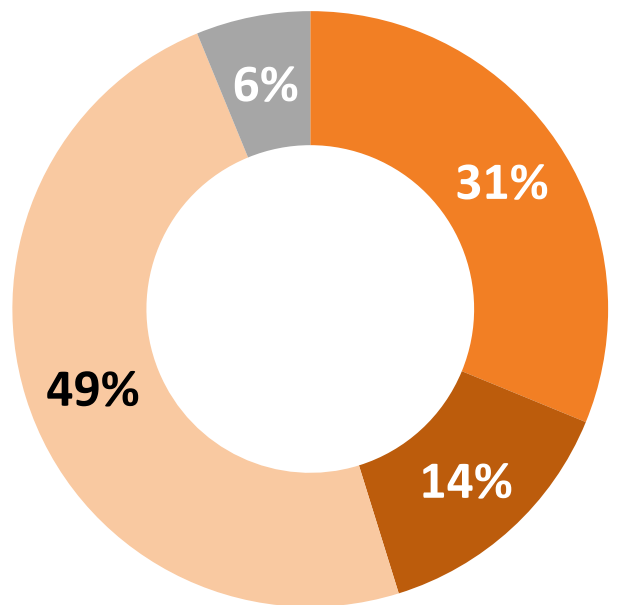
DIAGNOSE
ENV

UPSHOT

- 1. SANCTIONS:** Two in five Canadians believe Canada is not doing enough to sanction Israeli settlements in Palestine (41%), which is greater than the proportion who believe we are doing about the right amount (21%) or too much (14%).
- 2. TARIFFING GOODS PRODUCED IN ISRAELI SETTLEMENTS:** Canadians are more likely to believe it is unacceptable to one extent or another (55%) than acceptable to some extent (26%) for products from Israeli settlements in Palestine to receive tariff-free access to Canada.
- 3. HUMAN RIGHTS RECORDS:** A sizeable majority of Canadians (86%) believe a country's human rights record should be an important consideration to one extent or another when Canada considers starting or maintaining a trade relationship.
- 4. TWO TIMES MORE SUPPORT FOR PALESTINE THAN ISRAEL:** While 49 per cent of Canadians believe we should remain neutral, they are more likely to believe Canada should be more supportive of Palestine (31%) than more supportive of Israel (14%).

Views on Canadian foreign policy in the Middle East

Q – Which of the following statements best reflects your personal view? [ROTATE 1-2]



- Canada should be more supportive of Palestine
- Canada should be more supportive of Israel
- Canada should remain neutral
- Unsure

Canadians are more likely to believe

Canada should remain neutral than they are to believe we should be more supportive of either Palestine or Israel. Of note, Canadians are about two times more likely to believe we should be more supportive of Palestine than they are to believe we should be more supportive of Israel.

*Weighted to the true population proportion.

*Charts may not add up to 100 due to rounding.

Source: Nanos Research, RDD dual frame hybrid telephone and online random survey, May 31 to June 2, 2026, n=1044, accurate 3.0 percentage points plus or minus, 19 times out of 20.



CJPME



Views on Canadian foreign policy in the Middle East – By demographics

Q – Which of the following statements best reflects your personal view? [ROTATE 1-2]

	Canada 2026-06 (n=1044)	Atlantic (n=100)	Quebec (n=207)	Ontario (n=353)	Prairies (n=218)	British Columbia (n=166)	Men (n=544)	Women (n=494)	18 to 34 (n=173)	35 to 54 (n=372)	55 plus (n=499)
Canada should be more supportive of Palestine	31.2%	28.1%	33.7%	30.2%	22.7%	42.1%	30.9%	31.0%	35.0%	28.5%	30.8%
Canada should be more supportive of Israel	14.0%	16.1%	8.0%	16.9%	14.1%	14.8%	18.7%	9.5%	11.0%	14.5%	15.6%
Canada should remain neutral	48.6%	44.3%	51.9%	47.5%	54.5%	41.1%	46.9%	50.9%	47.5%	51.6%	47.1%
Unsure	6.2%	11.5%	6.3%	5.4%	8.7%	2.1%	3.5%	8.6%	6.5%	5.4%	6.5%

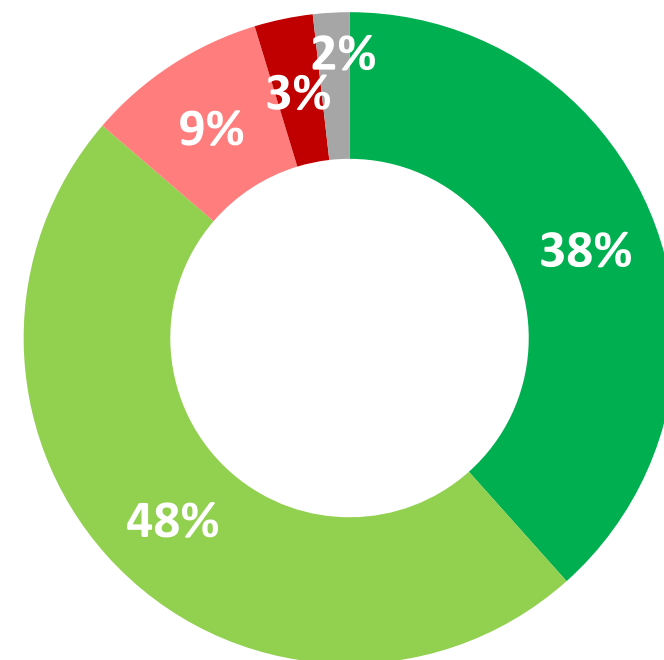
British Columbians are more likely than Prairie residents to believe Canada should be more supportive of Palestine. The proportion of British Columbians who believe Canada should be more supportive of Palestine is statistically tied with the percentage who believe Canada should remain neutral. Of note, though not a majority opinion, respondents in all demographic groups are more likely to believe Canada should be more supportive of Palestine than of Israel.

Views on the importance of human rights records in starting or maintaining trade relationships

Over 4 in 5 Canadians

believe human rights records should be important or somewhat important when Canada considers starting or maintaining a trade relationship with another country, over seven times greater than the combined percentage of Canadians who believe this should be either somewhat or outright unimportant.

Q – When Canada considers starting or maintaining a trade relationship, how important or unimportant should that country’s human rights record be?



- Important
- Somewhat important
- Somewhat unimportant
- Unimportant
- Unsure

*Weighted to the true population proportion.
*Charts may not add up to 100 due to rounding.

Views on the importance of human rights records in starting or maintaining trade relationships – By demographics

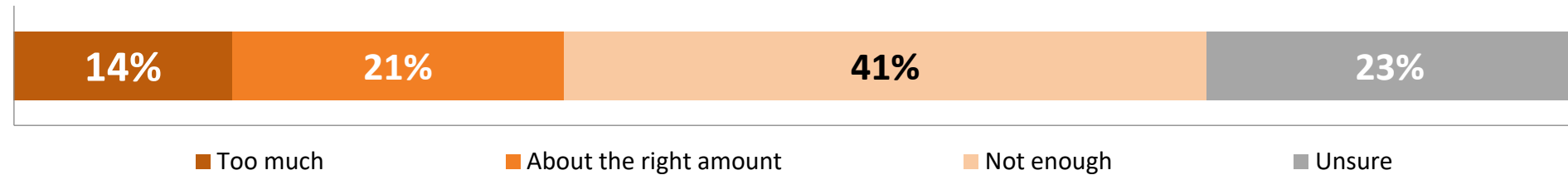
Q – When Canada considers starting or maintaining a trade relationship, how important or unimportant should that country's human rights record be?

	Canada 2026-06 (n=1044)	Atlantic (n=100)	Quebec (n=207)	Ontario (n=353)	Prairies (n=218)	British Columbia (n=166)	Men (n=544)	Women (n=494)	18 to 34 (n=173)	35 to 54 (n=372)	55 plus (n=499)
Important	38.4%	51.6%	36.1%	37.9%	41.0%	34.0%	30.7%	45.2%	43.4%	37.8%	35.6%
Somewhat important	47.9%	39.9%	50.0%	49.2%	45.6%	47.5%	51.0%	45.3%	41.2%	50.3%	50.4%
Somewhat unimportant	9.0%	6.8%	7.6%	8.8%	10.2%	11.3%	12.0%	6.2%	10.1%	7.9%	9.1%
Unimportant	2.9%	1.7%	1.7%	3.2%	2.9%	4.5%	4.6%	1.3%	3.3%	3.0%	2.5%
Unsure	1.8%	-	4.6%	0.9%	0.3%	2.7%	1.6%	2.1%	2.0%	1.0%	2.4%

While a vast majority of Canadians across all demographic groups believe human rights records are important to one extent or another when Canada considers starting or maintaining a trade relationship with another country, intensity of views is slightly higher among women than among men and among Atlantic Canadians relative to the national average.

Views on sanctioning Israeli settlements in Palestine

Q – The International Court of Justice (ICJ) and the Government of Canada have raised concerns that Israeli settlements in Palestinian territory violate international law. Do you believe Canada is currently doing too much, about the right amount, or not enough to sanction Israeli settlements in Palestine?



*Weighted to the true population proportion.
*Charts may not add up to 100 due to rounding.

2 in 5 Canadians

believe Canada is not doing enough to sanction Israeli settlements in Palestine, greater than the proportion who believe about the right amount is being done and the proportion who believe Canada is doing too much in this regard. A notable 23 per cent of Canadians are unsure whether Canada is doing enough to sanction Israeli settlements in Palestine.

Views on sanctioning Israeli settlements in Palestine – By demographics

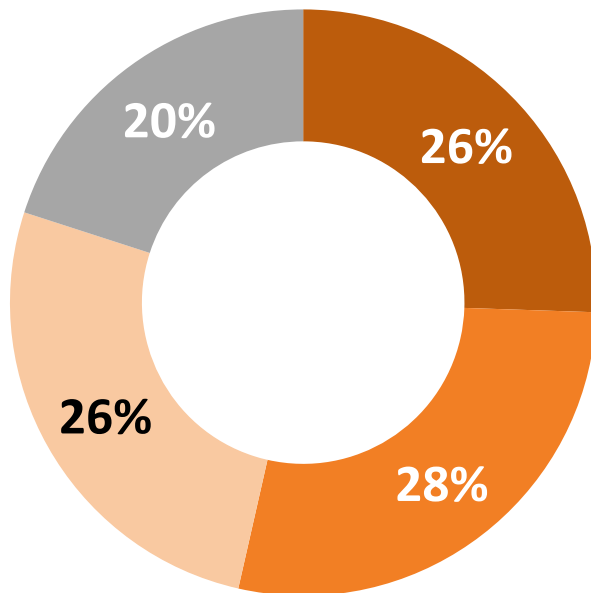
Q – The International Court of Justice (ICJ) and the Government of Canada have raised concerns that Israeli settlements in Palestinian territory violate international law. Do you believe Canada is currently doing too much, about the right amount, or not enough to sanction Israeli settlements in Palestine?

	Canada 2026-06 (n=1044)	Atlantic (n=100)	Quebec (n=207)	Ontario (n=353)	Prairies (n=218)	British Columbia (n=166)	Men (n=544)	Women (n=494)	18 to 34 (n=173)	35 to 54 (n=372)	55 plus (n=499)
Too much	14.0%	13.4%	11.4%	14.9%	17.2%	12.0%	15.2%	13.0%	16.7%	14.5%	11.7%
About the right amount	21.3%	19.5%	24.3%	22.2%	18.5%	17.9%	24.3%	18.6%	15.9%	22.9%	23.5%
Not enough	41.3%	38.0%	44.6%	39.9%	32.4%	52.7%	43.6%	38.8%	40.1%	38.9%	43.9%
Unsure	23.5%	29.1%	19.8%	23.1%	31.8%	17.4%	16.9%	29.7%	27.3%	23.7%	20.8%

British Columbians are more likely to believe Canada is not doing enough to sanction Israeli settlements in Palestine than respondents in the Prairies.

Views on CIFTA

Q – Thinking about the Canada-Israel Free Trade Agreement (CIFTA), which of the following comes closer to your view?
[RANDOMIZE]



- Canada should cancel its free trade agreement with Israel
- Canada should continue with its free trade agreement but ensure that does not apply to goods produced in Israeli settlements
- Canada should maintain its free trade agreement with Israel as is
- Unsure

*Weighted to the true population proportion.

*Charts may not add up to 100 due to rounding.

Canadians are divided

in their views on CIFTA, with similar proportions each reporting that it should continue, but that Canada should ensure it does not apply to goods produced in Israeli settlements, that it should be cancelled, and that it should be maintained as is. Notably, 20 per cent of Canadians report being unsure.

Views on CIFTA – by demographics

Q – Thinking about the Canada-Israel Free Trade Agreement (CIFTA), which of the following comes closer to your view? [RANDOMIZE]

	Canada 2026-06 (n=1044)	Atlantic (n=100)	Quebec (n=207)	Ontario (n=353)	Prairies (n=218)	British Columbia (n=166)	Men (n=544)	Women (n=494)	18 to 34 (n=173)	35 to 54 (n=372)	55 plus (n=499)
Canada should continue with its free trade agreement but ensure that does not apply to goods produced in Israeli settlements	28.0%	32.6%	28.1%	27.7%	26.4%	28.6%	29.4%	27.1%	25.7%	28.1%	29.5%
Canada should maintain its free trade agreement with Israel as is	26.4%	26.6%	15.8%	31.8%	31.9%	21.7%	33.2%	20.0%	21.3%	29.3%	27.5%
Canada should cancel its free trade agreement with Israel	25.5%	17.7%	34.2%	24.0%	17.7%	29.3%	25.7%	24.7%	30.6%	23.6%	23.7%
Unsure	20.0%	23.1%	21.9%	16.4%	24.1%	20.4%	11.7%	28.2%	22.4%	19.0%	19.3%

Respondents in Quebec are more likely than those in the Prairies to believe that Canada should cancel its free trade agreement with Israel, while men are more likely than women to believe Canada should maintain CIFTA as is.

Views on products from Israeli settlements in Palestine receiving tariff-free access to Canada

Q – As you may know, Canada has a free trade agreement with Israel. Is it acceptable or unacceptable for products from Israeli settlements in Palestine to receive tariff-free access to Canada as products from Israel?



*Weighted to the true population proportion.
*Charts may not add up to 100 due to rounding.

Canadians are two times more likely

to believe it is unacceptable to some extent than acceptable to some extent that products from Israeli settlements in Palestine receive tariff-free access to Canada. Of note, about one out of every five Canadians is unsure.

Views on products from Israeli settlements in Palestine receiving tariff-free access to Canada – By demographics

Q – As you may know, Canada has a free trade agreement with Israel. Is it acceptable or unacceptable for products from Israeli settlements in Palestine to receive tariff-free access to Canada as products from Israel?

	Canada 2026-06 (n=1044)	Atlantic (n=100)	Quebec (n=207)	Ontario (n=353)	Prairies (n=218)	British Columbia (n=166)	Men (n=544)	Women (n=494)	18 to 34 (n=173)	35 to 54 (n=372)	55 plus (n=499)
Acceptable	16.0%	15.0%	8.8%	20.9%	19.1%	10.6%	21.0%	11.1%	15.3%	18.3%	14.6%
Somewhat acceptable	10.4%	10.3%	8.9%	11.1%	11.2%	9.7%	11.5%	9.4%	6.0%	10.4%	13.3%
Somewhat unacceptable	16.2%	18.3%	23.3%	13.7%	13.5%	13.8%	17.7%	14.9%	12.4%	16.4%	18.5%
Unacceptable	38.7%	28.1%	39.8%	38.5%	33.6%	48.6%	38.4%	38.4%	41.4%	37.4%	37.8%
Unsure	18.8%	28.3%	19.2%	15.8%	22.5%	17.3%	11.3%	26.3%	24.8%	17.5%	15.9%

While Canadians across all demographic groups are more likely to believe it is unacceptable than acceptable for products from Israeli settlements to receive tariff-free access to Canada, British Columbians are more likely than the national average to believe it is outright unacceptable.

Element	Description	Element	Description
Research sponsor	Canadians for Justice and Peace in the Middle East (CJPME)	Weighting of Data	The results were weighted by age and gender using the latest Census information (2021) and the sample is geographically stratified to ensure a distribution across all regions of Canada. See tables for full weighting disclosure
Population and Final Sample Size	1044 Randomly selected individuals.	Screening	Screening ensured potential respondents did not work in the market research industry, in the advertising industry, in the media or a political party prior to administering the survey to ensure the integrity of the data.
Source of Sample	Nanos Insights Lab	Excluded Demographics	Individuals younger than 18 years old; individuals without land or cell lines, and individuals without internet access could not participate.
Type of Sample	Probability	Stratification	By age and gender using the latest Census information (2021) and the sample is geographically stratified to be representative of Canada. Smaller areas such as Atlantic Canada were marginally oversampled to allow for a minimum regional sample.
Margin of Error	±3.0 percentage points, 19 times out of 20.	Estimated Response Rate	12 percent, consistent with industry norms.
Mode of Survey	RDD dual frame (land- and cell-lines) hybrid telephone and online omnibus survey	Question Order	Question order in the preceding report reflects the order in which they appeared in the original questionnaire.
Sampling Method Base	The sample included both land- and cell-lines RDD (Random Digit Dialed) across Canada.	Question Content	Topics on the omnibus ahead of the survey content included: views on political issues, views on economic issues, contractors, online gambling, greenhouse gas reduction targets, and MAID, pipelines, oil and gas exports, cost of living, Canada-US relations and trade negotiations.
Demographics (Captured)	Atlantic Canada, Quebec, Ontario, Prairies, British Columbia; Men and Women; 18 years and older. Six-digit postal code was used to validate geography.	Question Wording	The questions in the preceding report are written exactly as they were asked to individuals.
Fieldwork/Validation	Individuals were recruited using live interviews with live supervision to validate work, the research questions were administered online	Research/Data Collection Supplier	Nanos Research
Number of Calls	Maximum of five call backs to those recruited.	Contact	Contact Nanos Research for more information or with any concerns or questions. http://www.nanos.co Telephone:(613) 234-4666 ext. 237 Email: info@nanosresearch.com.
Time of Calls	Individuals recruited were called between 12-5:30 pm and 6:30-9:30pm local time for the respondent.	Tabulations	By region, age and gender: 2026-3060 CJPME Tables - formatted
Field Dates	May 31 to June 2, 2026		
Language of Survey	The survey was conducted in both English and French.		
Standards	Nanos Research is a member of the Canadian Research Insights Council (CRIC) and confirms that this research fully complies with all CRIC Standards including the CRIC Public Opinion Research Standards and Disclosure Requirements. https://canadianresearchinsightscouncil.ca/standards/		



As one of North America's premier market and public opinion research firms, we put strategic intelligence into the hands of decision makers. The majority of our work is for private sector and public facing organizations and ranges from market studies, managing reputation through to leveraging data intelligence. Nanos Research offers a vertically integrated full service quantitative and qualitative research practice to attain the highest standards and the greatest control over the research process. www.nanos.co

nanos dimap analytika



This international joint venture between [dimap](http://www.dimap.com) and [Nanos](http://www.nanos.co) brings together top research and data experts from North American and Europe to deliver exceptional data intelligence to clients. The team offers data intelligence services ranging from demographic and sentiment microtargeting; consumer sentiment identification and decision conversion; and, data analytics and profiling for consumer persuasion. www.nanosdimap.com

EthicStratēgies

Ethic Strategies was created by the founding partners of [PAA Advisory](http://www.paaadvisory.com) and the [Nanos Research Corporation](http://www.nanos.co), both recognized leaders in research, advocacy, and advisory. Ethic provides bespoke strategic counsel, advice, and communications strategies to organizations facing serious issues. www.ethicstrategies.com

ABOUT NANOS

Any questions?



Nanos Research

(613) 234-4666, ext. 237

ea@nanosresearch.com

For more information on the firm, please visit www.nanos.co



NANOS IS YOUR GO-TO HIGH-STAKES RESEARCH PARTNER.

Delivering world-class solutions since 1987,
we are the leader in high velocity data insights and visualization.

Market | Consumer | Reputation | Policy | Insight

For more information about our services, please visit us at:

www.nanos.co