



British Columbians back LNG expansion and say projects are not moving fast enough.

British Columbia survey released June, 2026
Field: May 27th to June 3rd, 2026
Submission 2026-3055

**CANADA
ACTION**

**NANOS**

The research gauged the opinions among British Columbians on the energy sector in Canada.

Nanos conducted a representative non-probability online survey of 1029 British Columbians, 18 years of age or older, from May 27th to June 3rd, 2026. The sample is geographically stratified to be representative of Canada.

A margin of error cannot be calculated on a non-probability sample. For comparison purposes, a probability sample of 1029 respondents would have a margin of error of ± 3.1 percentage points, 19 times out of 20.

The research was commissioned by Canada Action and was conducted by Nanos Research.

[Full data tables with weighted and unweighted number of interviews is here.](#)
Tables within the report that have significant differences are highlighted in yellow.

Note: Charts may not add up to 100 due to rounding.



Key Findings

- 1. Public support is strong for building energy infrastructure more efficiently:** A clear majority (87%) support or somewhat support building new energy infrastructure projects efficiently, with minimal opposition (around 6% total).
- 2. British Columbians strongly support Canada positioning itself as a global LNG supplier:** Over four in five (81%) support or somewhat support Canada having a strategy to be a preferred supplier of natural gas to other countries.
- 3. There is broad backing for Canada to expand LNG exports to meet global demand:** Nearly four in five (78%) agree or somewhat agree that Canada should increase LNG exports to Asia and Europe, compared to only 11% who disagree to some extent.
- 4. British Columbians see project approvals as too slow, signaling appetite to accelerate LNG development:** Nearly half (49%) say government approval processes for natural resource infrastructure are too slow, compared to 28% who say they are about right.

Key Findings

- 5. There is clear momentum for LNG as a tool to support allies and reduce reliance on authoritarian energy sources:** Approximately 80% support or somewhat support providing natural gas to Asia and Europe to reduce dependence on authoritarian suppliers.
- 6. Low awareness of Indigenous ownership in LNG projects suggests a communications gap:** Awareness is under one in three for any project, with only 31% aware of Indigenous ownership in Coastal GasLink/LNG Canada and roughly 16–19% for others. Showing an area where messaging can be expanded.
- 7. Public awareness of the economic importance of natural gas remains limited:** Six in ten (60%) are not aware that natural gas is BC's third-largest export, indicating a gap between economic reality and public understanding.
- 8. Perceived gaps in project execution contrast with relatively positive views of resource development overall:** 50% say BC is doing a good/very good job supporting resource production, 43% say the same about approving projects.

Job done by BC at supporting natural resource production and approving major projects

Q - Would you say that British Columbia does a very good, good, average, poor or very poor job at the following:
[ROTATE]

Supporting natural resource production, which is a major contributor to the province's economy



Approving major natural resource projects




■ Very good ■ Good ■ Average ■ Poor ■ Very poor ■ Unsure

*Weighted to the true population proportion.

*Charts may not add up to 100 due to rounding.

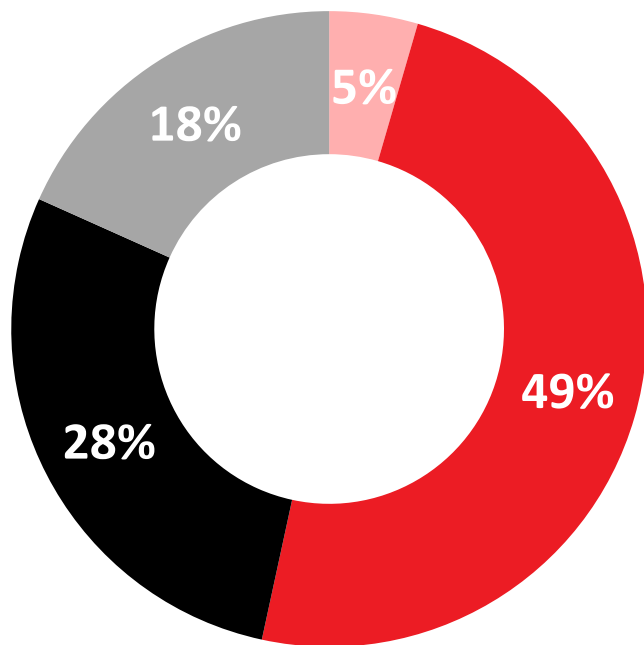
1 in 2 British Columbians

believe that BC is doing a good or very good job (50%) at supporting natural resource production, forty-three per cent believe they are doing a good job or very good job at approving natural resource projects. Residents of BC are more than twice as likely to report that BC is doing a good job to some extent than a poor job to some extent at supporting natural resource production (50% good/very good vs 14% poor/very poor) and approving major natural resource projects (43% good/very good vs 18% poor/very poor).



Speed of government approval process for natural resource infrastructure projects in Canada

Q – Would you say that the government approval process for natural resource infrastructure projects in Canada is too fast, too slow or about right?



■ Too fast ■ Too slow ■ About right ■ Unsure

1 in 2 British Columbians

believe the government approval process for natural resources infrastructure projects is too slow (49%), significantly more than those who say the approval process is about right (28%). Just under one in five British Columbians report being unsure (18%).

*Weighted to the true population proportion.

*Charts may not add up to 100 due to rounding.

Source: Nanos Research, online representative non-probability survey, May 27th to June 3rd, 2026, n=1029 British Columbians.

Speed of government approval process for natural resource infrastructure projects in Canada – by demographics

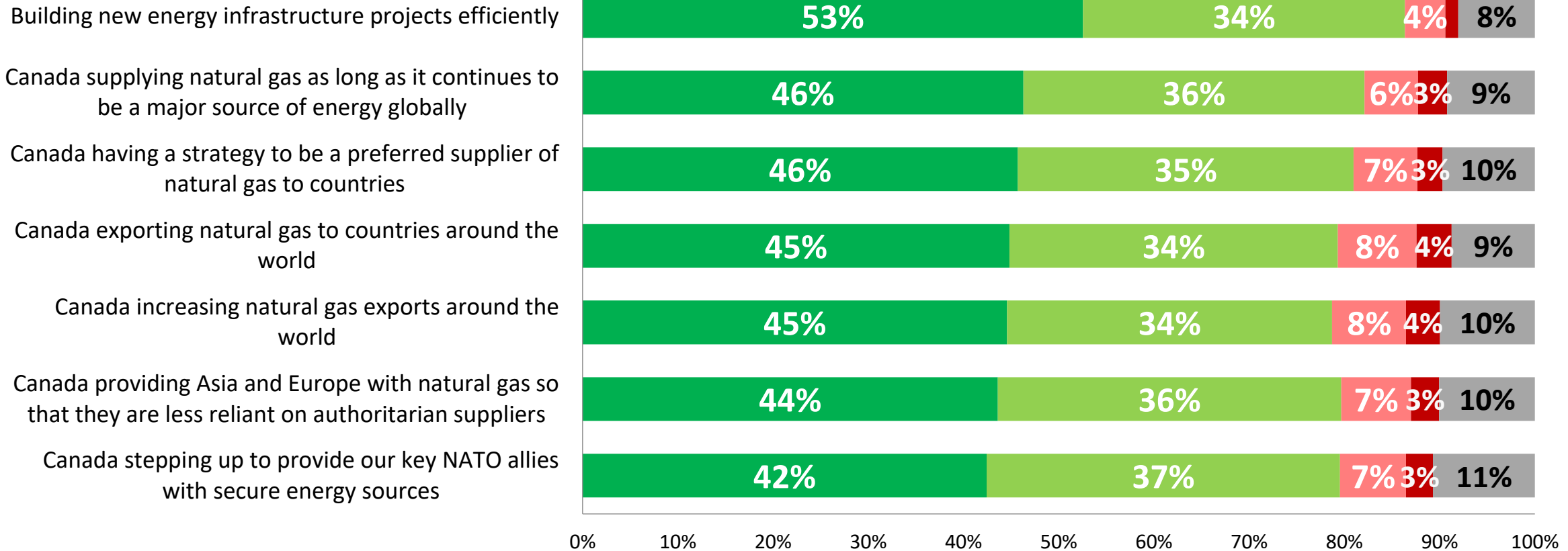
Q –Would you say that the government approval process for natural resource infrastructure projects in Canada is too fast, too slow or about right?

	British Columbia 2026-06 (n=1029)	Lower Mainland (n=640)	Interior/North (n=211)	Vancouver Island (n=178)	Men (n=502)	Women (n=527)	18 to 34 (n=164)	35 to 54 (n=381)	55 plus (n=484)
Too fast	4.5%	4.1%	5.3%	5.2%	4.7%	4.4%	4.2%	6.0%	3.7%
Too slow	48.9%	48.8%	48.7%	49.4%	57.5%	40.7%	42.4%	48.9%	53.2%
About right	28.3%	28.7%	25.8%	29.7%	26.8%	29.7%	30.1%	26.3%	28.6%
Unsure	18.3%	18.4%	20.2%	15.8%	11.0%	25.2%	23.3%	18.8%	14.6%

Men (57%) are more likely than women (41%) to report that the government approval process for natural resource infrastructure projects in Canada is too slow. A quarter of women (25%) report being unsure compared to eleven per cent of men.

Support for Canada changing practices to meet global natural gas demand

Q - As you may know, in 2024 according to the Energy Institute, global natural gas demand is at an all-time high, and consumption is projected to be higher in 2050 than today. Do you support somewhat support, somewhat oppose or oppose the following: [RANDOMIZE]



*Weighted to the true population proportion.
 *Charts may not add up to 100 due to rounding.
 *Percentages 1% and lower removed for chart readability

■ Support ■ Somewhat support ■ Somewhat oppose ■ Oppose ■ Unsure

Support for building new infrastructure projects efficiently – by demographics

Q – As you may know, in 2024 according to the Energy Institute, global natural gas demand is at an all-time high, and consumption is projected to be higher in 2050 than today. Do you support somewhat support, somewhat oppose or oppose the following: [RANDOMIZE]

Building new energy infrastructure projects efficiently

	British Columbia 2026-06 (n=1029)	Lower Mainland (n=640)	Interior/North (n=211)	Vancouver Island (n=178)	Men (n=502)	Women (n=527)	18 to 34 (n=164)	35 to 54 (n=381)	55 plus (n=484)
Support	52.6%	51.2%	56.7%	52.2%	59.4%	46.1%	41.7%	47.6%	63.6%
Somewhat support	33.8%	35.6%	28.9%	33.7%	31.1%	36.4%	37.3%	37.0%	29.0%
Somewhat oppose	4.2%	4.0%	6.9%	1.9%	3.7%	4.8%	8.0%	4.5%	1.6%
Oppose	1.4%	1.3%	0.4%	2.9%	0.8%	1.9%	1.3%	1.9%	1.0%
Unsure	8.0%	8.0%	7.1%	9.3%	5.1%	10.9%	11.8%	9.0%	4.8%

A majority of respondents support or somewhat support building key infrastructure projects efficiently though BC residents aged 55 and older (64%) are more likely than those aged 18 to 34 (42%) to declare outright support for building infrastructure projects efficiently. Men (59%) report being outright supportive at a rate higher than women (46%).

Support for Canada supplying natural gas as long as it continues to be a major source of energy globally – by demographics

Q – As you may know, in 2024 according to the Energy Institute, global natural gas demand is at an all-time high, and consumption is projected to be higher in 2050 than today. Do you support somewhat support, somewhat oppose or oppose the following: [RANDOMIZE]

Canada supplying natural gas as long as it continues to be a major source of energy globally

	British Columbia 2026-06 (n=1029)	Lower Mainland (n=640)	Interior/North (n=211)	Vancouver Island (n=178)	Men (n=502)	Women (n=527)	18 to 34 (n=164)	35 to 54 (n=381)	55 plus (n=484)
Support	46.3%	43.8%	54.5%	44.9%	55.8%	37.3%	34.6%	41.8%	57.5%
Somewhat support	35.8%	37.0%	33.5%	34.7%	31.2%	40.2%	37.2%	41.1%	30.8%
Somewhat oppose	5.6%	6.6%	3.5%	5.0%	6.0%	5.2%	9.5%	5.6%	3.1%
Oppose	3.1%	3.2%	1.9%	4.0%	2.0%	4.1%	5.9%	2.3%	1.8%
Unsure	9.2%	9.5%	6.7%	11.3%	5.0%	13.2%	12.9%	9.3%	6.7%

Those 55 plus (58%) show outright support for Canada supplying natural gas as long as it continues to be a major source of energy globally at a rate higher than those aged 18 to 34 (35%). Men (56%) report outright support more often than women (37%). Residents of BC from the Interior and North (54%) report higher levels of outright support than other regions in the province.

Support for having a strategy to be a preferred supplier of natural gas to countries – by demographics

Q – As you may know, in 2024 according to the Energy Institute, global natural gas demand is at an all-time high, and consumption is projected to be higher in 2050 than today. Do you support somewhat support, somewhat oppose or oppose the following: [RANDOMIZE]

Canada having a strategy to be a preferred supplier of natural gas to countries

	British Columbia 2026-06 (n=1029)	Lower Mainland (n=640)	Interior/North (n=211)	Vancouver Island (n=178)	Men (n=502)	Women (n=527)	18 to 34 (n=164)	35 to 54 (n=381)	55 plus (n=484)
Support	45.7%	43.4%	51.1%	47.2%	54.0%	37.9%	34.2%	40.7%	57.2%
Somewhat support	35.3%	37.4%	32.0%	31.6%	32.3%	38.0%	37.9%	39.9%	30.0%
Somewhat oppose	6.7%	7.3%	5.9%	5.7%	6.2%	7.2%	10.5%	6.4%	4.4%
Oppose	2.7%	2.3%	2.3%	4.3%	2.0%	3.3%	3.1%	2.9%	2.2%
Unsure	9.7%	9.6%	8.7%	11.2%	5.5%	13.7%	14.3%	10.1%	6.3%

Respondents aged 55 plus (57%) report higher level of outright support for Canada having a strategy to be a preferred supplier of natural gas to countries than those aged 18 to 34 (34%). Outright support for Canada having a strategy to be a preferred supplier of natural gas to countries is higher amongst men (54%) than women (38%).

Support for Canada exporting natural gas to countries around the world – by demographics

Q –As you may know, in 2024 according to the Energy Institute, global natural gas demand is at an all-time high, and consumption is projected to be higher in 2050 than today. Do you support somewhat support, somewhat oppose or oppose the following: [RANDOMIZE]

Canada exporting natural gas to countries around the world

	British Columbia 2026-06 (n=1029)	Lower Mainland (n=640)	Interior/North (n=211)	Vancouver Island (n=178)	Men (n=502)	Women (n=527)	18 to 34 (n=164)	35 to 54 (n=381)	55 plus (n=484)
Support	44.8%	42.7%	50.3%	45.5%	56.3%	34.0%	34.1%	41.6%	54.4%
Somewhat support	34.5%	37.0%	29.9%	31.6%	28.5%	40.1%	36.8%	35.3%	32.4%
Somewhat oppose	8.3%	7.4%	10.1%	8.8%	7.8%	8.7%	11.8%	9.7%	4.8%
Oppose	3.7%	3.6%	4.0%	3.7%	2.4%	4.8%	4.3%	3.7%	3.2%
Unsure	8.7%	9.4%	5.6%	10.4%	4.9%	12.4%	13.0%	9.7%	5.3%

Men (85%) are more likely than women (74%) to support or somewhat support Canada exporting natural gas to countries around the world. Over half of BC residents over the age of 55 (54%) outright support Canada exporting natural gas to countries around the world, compared to just over a third of those aged 18 to 34 (34%). The vast majority of British Columbians support to some extent Canada exporting natural gas to countries around the world.

Support for Canada increasing natural gas exports around the world - by demographics

Q – As you may know, in 2024 according to the Energy Institute, global natural gas demand is at an all-time high, and consumption is projected to be higher in 2050 than today. Do you support somewhat support, somewhat oppose or oppose the following: [RANDOMIZE]

Canada increasing natural gas exports around the world

	British Columbia 2026-06 (n=1029)	Lower Mainland (n=640)	Interior/North (n=211)	Vancouver Island (n=178)	Men (n=502)	Women (n=527)	18 to 34 (n=164)	35 to 54 (n=381)	55 plus (n=484)
Support	44.6%	43.1%	50.6%	42.1%	55.7%	34.1%	30.7%	40.8%	56.7%
Somewhat support	34.1%	36.5%	30.0%	31.1%	30.3%	37.7%	39.7%	35.6%	29.3%
Somewhat oppose	7.8%	7.2%	6.4%	11.2%	5.9%	9.6%	10.3%	9.2%	5.0%
Oppose	3.6%	3.3%	3.2%	4.9%	2.4%	4.6%	4.9%	3.3%	2.8%
Unsure	10.0%	9.9%	9.7%	10.7%	5.7%	14.0%	14.3%	11.0%	6.3%

BC residents aged 55 and older (57%) are almost twice as likely to show outright support for Canada increasing its natural gas exports around the world than residents aged 18 to 34 (31%). Men (56%) are significantly more likely than women (34%) to report being outright supportive.

Support for Canada providing natural gas to Asia and Europe so they are less dependent on authoritarian suppliers – by demographics

Q – As you may know, in 2024 according to the Energy Institute, global natural gas demand is at an all-time high, and consumption is projected to be higher in 2050 than today. Do you support somewhat support, somewhat oppose or oppose the following:

Canada providing Asia and Europe with natural gas so that they are less reliant on authoritarian suppliers

	British Columbia 2026-06 (n=1029)	Lower Mainland (n=640)	Interior/North (n=211)	Vancouver Island (n=178)	Men (n=502)	Women (n=527)	18 to 34 (n=164)	35 to 54 (n=381)	55 plus (n=484)
Support	43.6%	40.1%	49.5%	48.3%	51.5%	36.1%	31.7%	38.0%	55.7%
Somewhat support	36.1%	37.3%	36.1%	31.7%	34.0%	38.0%	41.9%	39.7%	29.4%
Somewhat oppose	7.3%	8.6%	5.3%	5.6%	7.6%	7.1%	11.7%	7.1%	4.7%
Oppose	2.9%	3.2%	2.5%	2.7%	2.2%	3.7%	3.7%	2.9%	2.5%
Unsure	10.1%	10.8%	6.7%	11.7%	4.7%	15.1%	11.0%	12.2%	7.8%

While still a majority opinion across demographic groups, those 55 plus (85%) are more likely to support or somewhat support Canada providing Asia and Europe with natural gas so that they are less reliant on authoritarian suppliers than those aged 18 to 34 (74%). Men (52%) are more than women to show outright support (36%).

Support for Canada stepping up to provide our key NATO allies with secure energy sources – by demographics

Q – As you may know, in 2024 according to the Energy Institute, global natural gas demand is at an all-time high, and consumption is projected to be higher in 2050 than today. Do you support somewhat support, somewhat oppose or oppose the following:

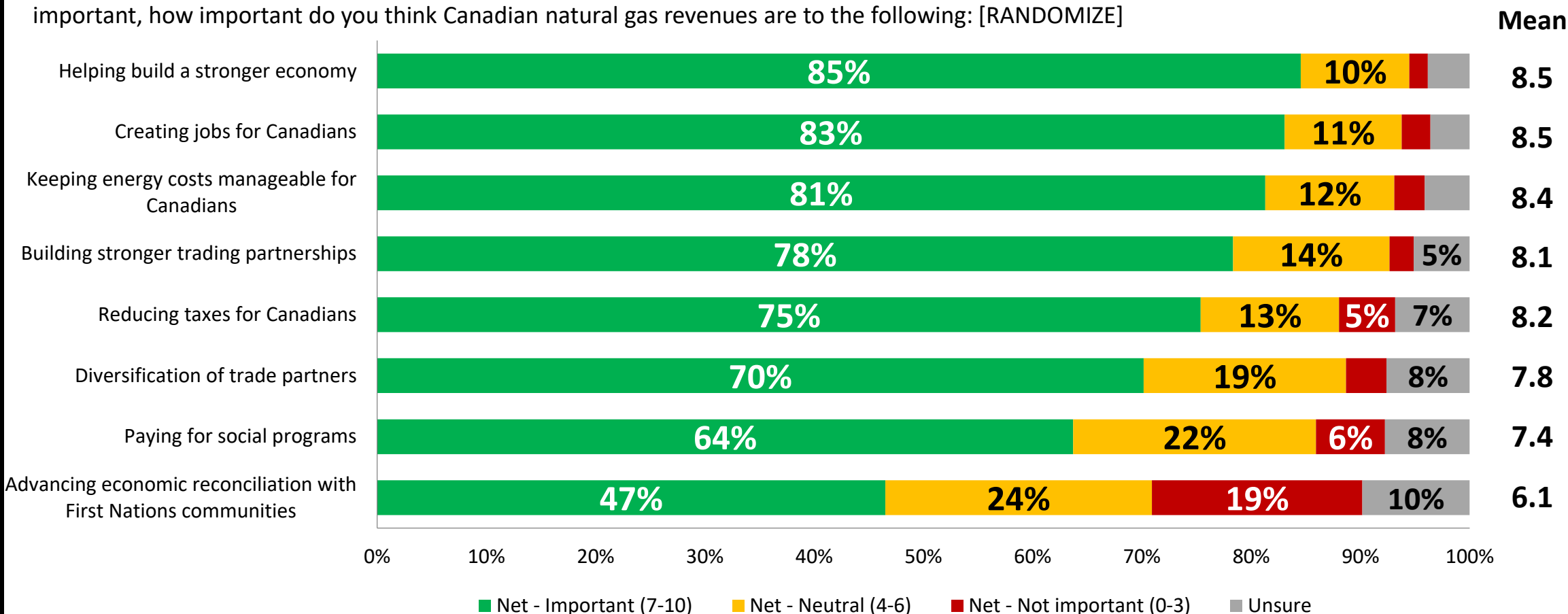
Canada stepping up to provide our key NATO allies with secure energy sources

	British Columbia 2026-06 (n=1029)	Lower Mainland (n=640)	Interior/North (n=211)	Vancouver Island (n=178)	Men (n=502)	Women (n=527)	18 to 34 (n=164)	35 to 54 (n=381)	55 plus (n=484)
Support	42.4%	39.2%	48.1%	46.8%	51.1%	34.2%	29.1%	37.6%	54.9%
Somewhat support	37.1%	38.8%	35.9%	32.9%	33.9%	40.1%	43.6%	38.6%	31.6%
Somewhat oppose	6.9%	8.3%	3.8%	6.1%	5.8%	8.0%	10.3%	7.7%	4.1%
Oppose	2.8%	2.4%	3.5%	3.5%	3.3%	2.4%	2.9%	3.8%	2.0%
Unsure	10.7%	11.4%	8.8%	10.8%	6.0%	15.2%	14.1%	12.2%	7.3%

British Columbians aged 55 and over (87%) are more likely to report supporting or somewhat supporting Canada stepping up to provide our key NATO allies with secure energy sources than those aged 18 to 34 (73%). Men (51%) report elevated levels of outright support when compared to women (34%). It is important to note that support strongly outweighs opposition across all demographics.

Importance of Canada using natural gas revenues for various purposes

Q - As you may know, oil and natural gas is Canada's number one export. On a scale of 0 to 10 where 0 is not at all important and 10 is very important, how important do you think Canadian natural gas revenues are to the following: [RANDOMIZE]



*Weighted to the true population proportion.

*Charts may not add up to 100 due to rounding.

*Percentages of 4% and lower removed for readability

Source: Nanos Research, online representative non-probability survey, May 27th to June 3rd, 2026, n=1029 British Columbians.

Importance of Canada using natural gas revenues to create jobs for Canadians – by demographics

Q – As you may know, oil and natural gas is Canada's number one export. On a scale of 0 to 10 where 0 is not at all important and 10 is very important, how important do you think Canadian natural gas revenues are to the following: [RANDOMIZE]

Creating jobs for Canadians

	British Columbia 2026-06 (n=1029)	Lower Mainland (n=640)	Interior/North (n=211)	Vancouver Island (n=178)	Men (n=502)	Women (n=527)	18 to 34 (n=164)	35 to 54 (n=381)	55 plus (n=484)
Mean	8.5	8.5	8.5	8.3	8.4	8.5	8.2	8.3	8.8
Net - Important (7-10)	83.1%	84.2%	84.0%	78.0%	83.2%	83.0%	78.8%	77.8%	89.9%
Net - Neutral (4-6)	10.7%	10.5%	9.0%	13.4%	10.4%	11.0%	14.1%	14.3%	5.8%
Net - Not important (0-3)	2.6%	1.7%	4.6%	3.6%	3.3%	2.0%	3.0%	3.2%	2.0%
Unsure	3.6%	3.6%	2.4%	5.0%	3.2%	4.0%	4.1%	4.8%	2.3%

Although very strong importance cuts across all regions and demographic groups, intensity is higher amongst BC residents aged 55 and older with nine out of ten (90%) report reporting that Canadian natural gas revenues are important (score of 7-10) to creating jobs for Canadians.

Importance of Canada using natural gas revenues to building stronger trading partnerships – by demographics

Q – As you may know, oil and natural gas is Canada’s number one export. On a scale of 0 to 10 where 0 is not at all important and 10 is very important, how important do you think Canadian natural gas revenues are to the following: [RANDOMIZE]

Building stronger trading partnerships

	British Columbia 2026-06 (n=1029)	Lower Mainland (n=640)	Interior/North (n=211)	Vancouver Island (n=178)	Men (n=502)	Women (n=527)	18 to 34 (n=164)	35 to 54 (n=381)	55 plus (n=484)
Mean	8.1	8.2	8.0	8.0	8.1	8.1	7.6	8.0	8.5
Net - Important (7-10)	78.3%	80.0%	74.8%	77.0%	80.0%	76.7%	71.0%	76.3%	84.8%
Net - Neutral (4-6)	14.3%	12.4%	21.3%	12.4%	13.9%	14.7%	21.3%	15.3%	8.9%
Net - Not important (0-3)	2.2%	1.7%	2.0%	4.3%	2.6%	1.8%	2.5%	2.5%	1.8%
Unsure	5.1%	5.9%	1.9%	6.3%	3.5%	6.7%	5.2%	5.8%	4.5%

The majority of BC residents across all regions and demographic groups rate building stronger trading partnerships as important (score of 7-10). The 55 plus age group rates it highest with over four in five (85%) reporting that natural gas revenues are important (score of 7-10) to building strong trading partnerships.

Importance of Canada using natural gas revenues to the diversification of trade partners – by demographics

Q – As you may know, oil and natural gas is Canada’s number one export. On a scale of 0 to 10 where 0 is not at all important and 10 is very important, how important do you think Canadian natural gas revenues are to the following: [RANDOMIZE]

Diversification of trade partners

	British Columbia 2026-06 (n=1029)	Lower Mainland (n=640)	Interior/Northern (n=211)	Vancouver Island (n=178)	Men (n=502)	Women (n=527)	18 to 34 (n=164)	35 to 54 (n=381)	55 plus (n=484)
Mean	7.8	7.8	7.8	7.9	7.9	7.7	7.2	7.5	8.4
Net - Important (7-10)	70.2%	71.7%	66.8%	69.0%	73.9%	66.6%	59.7%	67.1%	79.4%
Net - Neutral (4-6)	18.5%	17.6%	22.1%	17.3%	17.4%	19.6%	27.3%	20.6%	11.1%
Net - Not important (0-3)	3.7%	3.6%	4.4%	3.3%	4.5%	3.0%	5.6%	3.8%	2.4%
Unsure	7.6%	7.1%	6.7%	10.5%	4.3%	10.8%	7.3%	8.5%	7.1%

The importance of natural gas revenues to the diversification of trade partners receives high scores across all regions and demographic groups. Intensity is highest amongst British Columbia residents aged 55 plus with just under four in five (79%) reporting that Canadian natural gas revenues are important (score of 7-10) to the diversification of trade partners, comparatively sixty per cent of those aged 18 to 34 rate it as important.

Importance of Canada using natural gas revenues to pay for social programs– by demographics

Q – As you may know, oil and natural gas is Canada’s number one export. On a scale of 0 to 10 where 0 is not at all important and 10 is very important, how important do you think Canadian natural gas revenues are to the following: [RANDOMIZE]

Paying for social programs

	British Columbia 2026-06 (n=1029)	Lower Mainland (n=640)	Interior/North (n=211)	Vancouver Island (n=178)	Men (n=502)	Women (n=527)	18 to 34 (n=164)	35 to 54 (n=381)	55 plus (n=484)
Mean	7.4	7.5	7.1	7.6	7.3	7.5	7.1	7.1	7.9
Net - Important (7-10)	63.7%	64.5%	60.5%	65.1%	64.7%	62.8%	60.5%	58.8%	69.6%
Net - Neutral (4-6)	22.2%	22.1%	24.7%	19.7%	23.6%	20.9%	24.7%	24.9%	18.5%
Net - Not important (0-3)	6.3%	5.1%	9.7%	6.5%	6.5%	6.1%	8.2%	8.1%	3.7%
Unsure	7.7%	8.4%	5.1%	8.7%	5.2%	10.2%	6.5%	8.3%	8.2%

British Columbians across all demographic groups are significantly more likely to believe Canadian oil and gas revenues are important to paying for social programs than they are to hold a neutral view or to believe they are not important. British Columbia residents aged 55 and older (70%) report that natural gas revenues are important (score of 7-10) to paying for social programs at a rate higher than the provincial average (64%).

Should Canada increase its natural gas supply/exports to meet demand from Asia and Europe

Q – A number of Asian and European countries have said they want to buy LNG from Canada. Do you agree, somewhat agree, somewhat disagree or disagree that Canada should increase its supply/exports to meet demand from Asia and Europe?



*Weighted to the true population proportion.
*Charts may not add up to 100 due to rounding.

Just under 4 in 5 British Columbians

agree (43%) or somewhat agree (35%) that Canada should increase its LNG supply/exports to meet demand from Asia and Europe. Residents of BC are seven times more likely to agree to some extent (78%) than disagree to some extent (11%). Eleven per cent report being unsure.

Should Canada increase its natural gas supply/exports to meet demand from Asia and Europe – by demographics

Q – A number of Asian and European countries have said they want to buy LNG from Canada. Do you agree, somewhat agree, somewhat disagree or disagree that Canada should increase its supply/exports to meet demand from Asia and Europe?

	British Columbia 2026-06 (n=1029)	Lower Mainland (n=640)	Interior/North (n=211)	Vancouver Island (n=178)	Men (n=502)	Women (n=527)	18 to 34 (n=164)	35 to 54 (n=381)	55 plus (n=484)
Agree	42.7%	40.0%	48.6%	44.4%	55.0%	31.0%	32.2%	35.7%	54.9%
Somewhat agree	35.4%	36.7%	33.3%	33.8%	33.0%	37.7%	38.5%	39.6%	30.1%
Somewhat disagree	6.9%	7.6%	6.2%	5.4%	4.8%	8.9%	9.8%	7.9%	4.2%
Disagree	3.9%	3.5%	5.7%	3.3%	2.5%	5.3%	4.1%	4.4%	3.5%
Unsure	11.1%	12.2%	6.2%	13.1%	4.6%	17.2%	15.4%	12.3%	7.3%

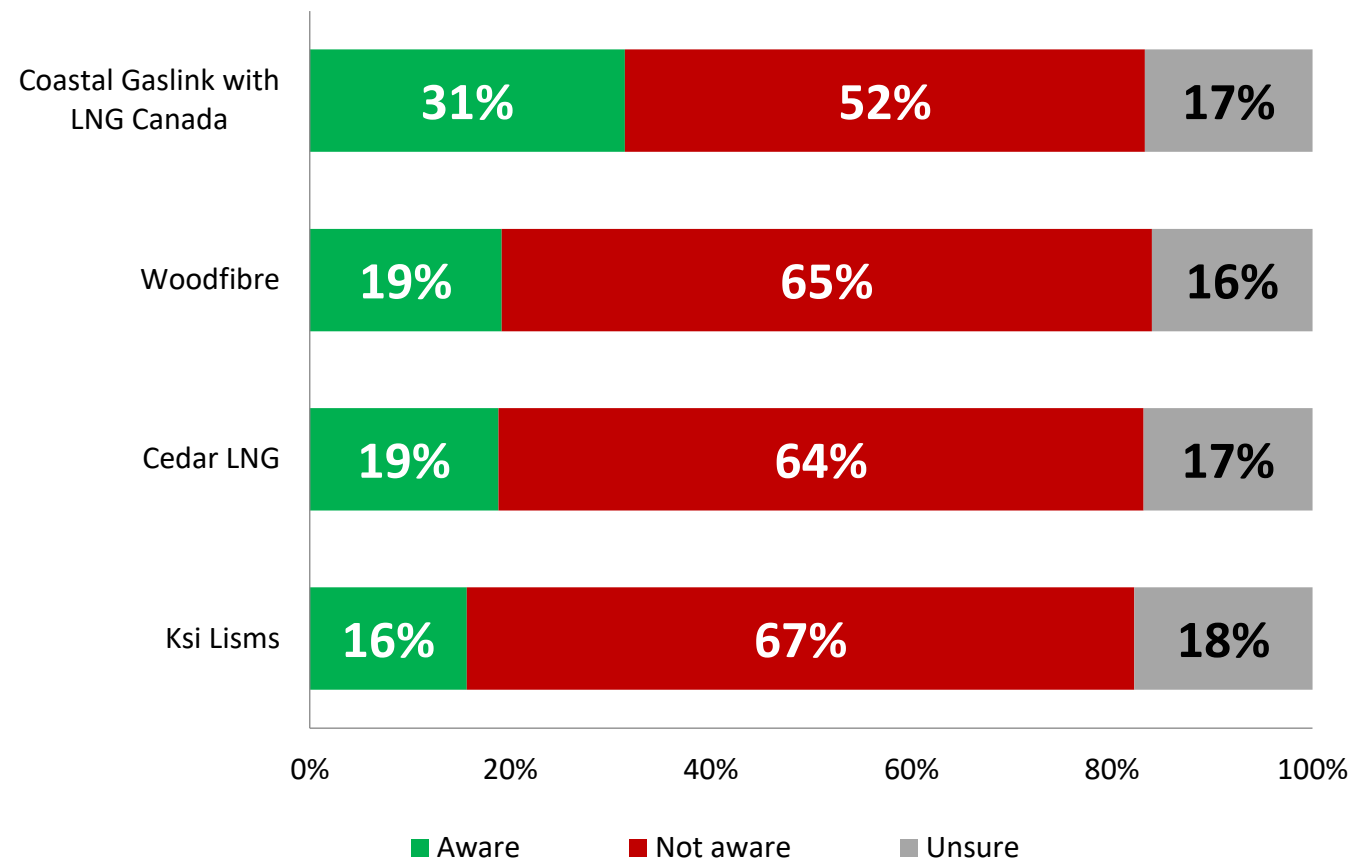
A majority of British Columbians across all demographic groups agree or somewhat agree that Canada should increase its supply/exports of LNG to meet demand from Europe and Asia. Of note, men (55%) are more likely to outright agree than women (31%). BC residents aged 55 and older (55%) are more likely to outright agree than other age groups (36% of 35 to 54 and 32% of 18 to 34). Women (17%) are three times more likely to report being unsure than men (5%).

Awareness of meaningful Indigenous ownership in Canadian LNG projects

Fewer than **1 in 3**
British Columbians

are aware of Indigenous ownership in LNG projects. The highest level of awareness is for Coastal GasLink with LNG Canada, where 31 per cent of BC residents report being aware, followed by Woodfibre and Cedar LNG at 19 per cent, and Ksi Lisms at 16%.

Q - Are you aware or not aware that the following Canadian LNG projects have meaningful Indigenous ownership in the projects? [RANDOMIZE]



*Weighted to the true population proportion.

*Charts may not add up to 100 due to rounding.

Awareness of meaningful Indigenous ownership in Coastal Gaslink with LNG Canada project – by demographics

Q – Are you aware or not aware that the following Canadian LNG projects have meaningful Indigenous ownership in the projects? [RANDOMIZE]
Coastal Gaslink with LNG Canada

	British Columbia 2026-06 (n=1029)	Lower Mainland (n=640)	Interior/North (n=211)	Vancouver Island (n=178)	Men (n=502)	Women (n=527)	18 to 34 (n=164)	35 to 54 (n=381)	55 plus (n=484)
Aware	31.4%	30.0%	36.4%	30.3%	38.2%	25.1%	25.3%	30.0%	36.5%
Not aware	51.9%	54.6%	46.0%	49.7%	46.4%	57.0%	59.2%	51.0%	47.7%
Unsure	16.7%	15.4%	17.7%	19.9%	15.4%	17.9%	15.5%	18.9%	15.8%

Just under two in five men (38%) are aware that the Coastal Gaslink with LNG Canada project has meaningful Indigenous ownership, comparatively one quarter of women report being aware of this.

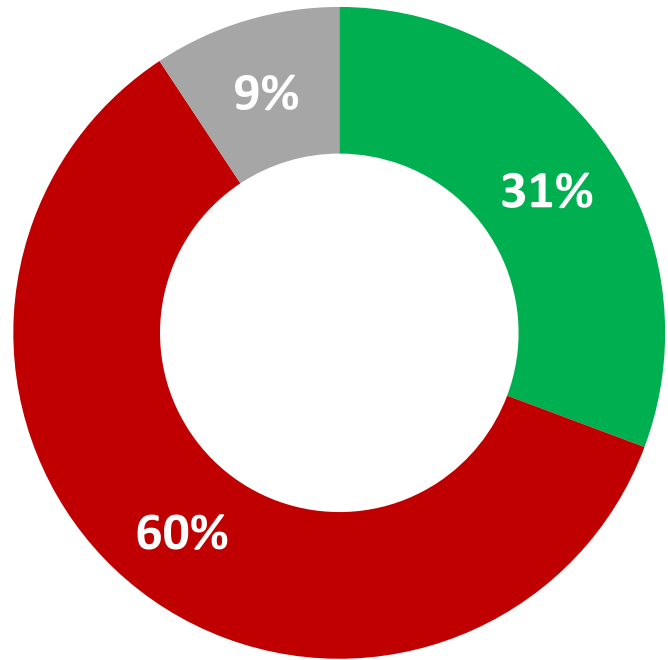
Awareness of meaningful Indigenous ownership in Ksi Lisms project – by demographics

Q – Are you aware or not aware that the following Canadian LNG projects have meaningful Indigenous ownership in the projects? [RANDOMIZE]
Ksi Lisms

	British Columbia 2026-06 (n=1029)	Lower Mainland (n=640)	Interior/North (n=211)	Vancouver Island (n=178)	Men (n=502)	Women (n=527)	18 to 34 (n=164)	35 to 54 (n=381)	55 plus (n=484)
Aware	15.7%	14.5%	21.0%	13.3%	21.2%	10.5%	12.3%	15.0%	18.4%
Not aware	66.6%	69.8%	58.7%	65.2%	62.6%	70.3%	71.9%	65.7%	63.8%
Unsure	17.8%	15.8%	20.3%	21.5%	16.2%	19.2%	15.9%	19.3%	17.8%

Twenty-one per cent of men report being aware that the Ksi Lisms LNG project has meaningful Indigenous ownership, higher than the BC average of 16 per cent. BC residents from the Interior/North are less likely to report being unaware (59%) than the BC average of 67 per cent.

Q - Were you aware or not aware that natural gas is BC's third largest export as of 2025?



■ Aware ■ Not aware ■ Unsure

*Weighted to the true population proportion.
*Charts may not add up to 100 due to rounding.

Awareness that natural gas is BC's third largest export

3 in 5 British Columbians

report not being aware that natural gas is BC's third largest export as of 2025. Three in ten are aware (31%) and an additional nine per cent report that they are unsure.

Element	Description	Element	Description
Research sponsor	Canada Action	Weighting of Data	The results were weighted by age and gender using the latest Census information (2021) and the sample is geographically stratified to ensure a distribution across all regions of British Columbia. See tables for full weighting disclosure.
Population and Final Sample Size	1029 British Columbia residents	Screening	Screening ensured potential respondents did not work in the market research industry, in the advertising industry, in the media or a political party prior to administering the survey to ensure the integrity of the data.
Source of Sample	Bonning & Associates	Excluded Demographics	Individuals younger than 18 years old; individuals without internet access could not participate.
Type of Sample	Representative non-probability	Stratification	By age and gender using the latest Census information (2021) and the sample is geographically stratified to be representative of British Columbia.
Margin of Error (for a comparative probability sample)	For comparison purposes, a probability sample of 1029 respondents would have a margin of error of ± 3.1 percentage points, 19 times out of 20.	Estimated Response Rate	Not applicable
Mode of Survey	Online survey	Question Order	Question order in the preceding report reflects the order in which they appeared in the original questionnaire.
Sampling Method Base	Non-probability	Question Content	All questions asked are contained in the report.
Demographics (Captured)	Regions of British Columbia; Men and Women; 18 years or older. Six digit postal code was used to validate geography.	Question Wording	The questions in the preceding report are written exactly as they were asked to individuals.
Demographics (Other)	Age, gender, education, income and home ownership.	Research/Data Collection Supplier	Nanos Research
Field Dates	May 27th to June 3rd, 2026.	Contact	Contact Nanos Research for more information or with any concerns or questions. http://www.nanos.co Telephone:(613) 234-4666 ext. 237 Email: info@nanosresearch.com .
Language of Survey	The survey was conducted in both English.	Data Tables	By region, age and gender
Standards	Nanos Research is a member of the Canadian Research Insights Council (CRIC) and confirms that this research fully complies with all CRIC Standards including the CRIC Public Opinion Research Standards and Disclosure Requirements. https://canadianresearchinsightscouncil.ca/standards/		



As one of North America's premier market and public opinion research firms, we put strategic intelligence into the hands of decision makers. The majority of our work is for private sector and public facing organizations and ranges from market studies, managing reputation through to leveraging data intelligence. Nanos Research offers a vertically integrated full service quantitative and qualitative research practice to attain the highest standards and the greatest control over the research process. www.nanos.co

nanos dimap analytika



This international joint venture between [dimap](http://www.dimap.com) and [Nanos](http://www.nanos.co) brings together top research and data experts from North American and Europe to deliver exceptional data intelligence to clients. The team offers data intelligence services ranging from demographic and sentiment microtargeting; consumer sentiment identification and decision conversion; and, data analytics and profiling for consumer persuasion. www.nanosdimap.com

EthicStratēgies

Ethic Strategies was created by the founding partners of [PAA Advisory](http://www.paaadvisory.com) and the [Nanos Research Corporation](http://www.nanos.co), both recognized leaders in research, advocacy, and advisory. Ethic provides bespoke strategic counsel, advice, and communications strategies to organizations facing serious issues. www.ethicstrategies.com

ABOUT NANOS

Any questions?



Nanos Research

(613) 234-4666, ext. 237

ea@nanosresearch.com

For more information on the firm, please visit www.nanos.co



NANOS IS YOUR GO-TO HIGH-STAKES RESEARCH PARTNER.

Delivering world-class solutions since 1987,
we are the leader in high velocity data insights and visualization.

Market | Consumer | Reputation | Policy | Insight

For more information about our services, please visit us at:

www.nanos.co