

# The Transatlantic Tilt

Canadians warm to Germany and Europe  
as confidence in the United States  
becomes less certain.

National survey released June, 2026  
Field: May 1<sup>st</sup> to May 5<sup>th</sup>, 2026  
Submission 2026-2913



The research gauged the opinion of Canadians on defence and security partnerships, trade diversification, and global affairs.

Nanos conducted a representative non-probability online survey of 1532 Canadians, 18 years of age or older, from May 1<sup>st</sup> to May 5<sup>th</sup>, 2026. The sample is geographically stratified to be representative of Canada.

A margin of error cannot be calculated on a non-probability sample. For comparison purposes, a probability sample of 1532 respondents would have a margin of error of  $\pm 2.5$  percentage points, 19 times out of 20.

This study was commissioned by the Konrad Adenauer Stiftung and the research was conducted by Nanos Research.

**Full data tables with weighted and unweighted number of interviews is [here](#). Tables within the report that have significant differences are highlighted in yellow.**

Note: Charts may not add up to 100 due to rounding



# UPSHOT

- 1. Canadians see Germany as a key partner in a shifting global alignment:** Half of Canadians (50%) believe cooperation between Canada and Germany will strengthen over the next decade compared to twenty-four per cent believing cooperation with the US will strengthen.
- 2. Support for a direct Canada-Germany defence partnership stronger than traditional partners:** Seven in ten Canadians (72%) support, to some extent, a stronger defence and security partnership with Germany, compared to just over half (53%) for the United States.
- 3. Canadians supports balancing defence relationships rather than relying on a single partner:** Over one-third of Canadians (37%) say Canada should place equal emphasis on the United States and Europe as defence and security partners.
- 4. Perceptions of the Canada-US defence relationship are becoming less certain:** Almost half of Canadians (47%) believe cooperation with the United States will weaken over the next decade.

## UPSHOT – cont'd

- 5. Canadians place high importance on Europe in defence and security policy planning:** More than 8 in 10 Canadians (86%) say Europe is important to Canada's future defence and security strategy.
- 6. Trade diversification reinforces the case for stronger European ties:** About 11% of Canadians identify reducing reliance on the United States as Canada's top global economic priority.



# Issues of concern for Canada

# Issues to focus on when thinking of Canada's place globally

Q – What is the most important issue today for Canada to focus on when you think of Canada's place in the world? [OPEN]

## TOP RESPONSES

Canada 2026-05  
(n=1499)

When asked what important issues Canada should focus on when thinking of its place in the world, the economy and trade were among the top responses. Sixteen per cent of respondents listed broader economic strength as their most important issue, followed by high cost of living and inflation (14%) and trade diversification beyond the US (11%).

Broader Economic Strength	16.4%
High Cost of Living and Inflation	13.8%
Trade Diversification Beyond the US	10.6%
Managing the US Relationship	9.5%
Greater National Independence and Self-Sufficiency	8.5%
Better Relations With Non-US Allies	5.9%
Stricter Immigration Control	4.7%

# Issues to focus on when thinking of Canada's place globally – by demographics

Q – What is the most important issue today for Canada to focus on when you think of Canada's place in the world? [OPEN]

	Open											
	Canada 2026-05 (n=1499)	Atlantic (n=140)	Quebec (n=380)	Ontario (n=453)	Manitoba /Saskatchewan (n=146)	Alberta (n=154)	British Columbia (n=226)	Male (n=736)	Female (n=760)	18 to 34 (n=293)	35 to 54 (n=537)	55 plus (n=669)
Broader Economic Strength	16.4%	16.7%	17.8%	16.3%	18.4%	15.7%	14.2%	16.5%	16.5%	14.4%	18.0%	16.5%
High Cost of Living and Inflation	13.8%	19.4%	8.9%	14.6%	14.7%	7.1%	22.0%	10.4%	16.9%	17.4%	16.8%	9.1%
Trade Diversification Beyond the US	10.6%	10.0%	8.6%	10.9%	6.1%	13.8%	12.6%	12.4%	8.9%	5.1%	7.1%	16.6%
Managing the US Relationship	9.5%	10.3%	10.1%	10.7%	7.8%	7.9%	6.6%	10.9%	8.0%	6.7%	7.6%	12.7%
Greater National Independence and Self-Sufficiency	8.5%	3.9%	9.5%	8.7%	9.4%	7.9%	8.5%	9.0%	8.0%	6.5%	9.0%	9.3%
Better Relations With Non-US Allies	5.9%	6.8%	6.1%	5.9%	3.5%	4.0%	7.5%	5.4%	6.4%	4.1%	5.5%	7.3%
Stricter Immigration Control	4.7%	3.3%	6.1%	4.5%	4.3%	4.8%	3.8%	5.8%	3.7%	5.6%	5.8%	3.4%

*Almost a quarter of respondents from BC (22%) listed high cost of living and inflation as Canada's most important issue for Canada to focus on thinking of its place in the world. Those 55 and older listed trade diversification beyond the US (17%) as their most important issue.*

# Issues to focus on when thinking of Canada's place globally – by connection to Germany

Q – What is the most important issue today for Canada to focus on when you think of Canada's place in the world? [OPEN]

## Open

	Canada 2026-05 (n=1499)	My ancestry is from Germany (n=158)	I have friends whose ancestry is from Germany (n=246)	I have visited Germany (n=227)	I am interested in visiting Germany in the future (n=438)	I have learned about Germany through work (n=56)	None of these statements describe me (n=697)
Broader Economic Strength	16.4%	12.0%	18.5%	17.5%	17.5%	22.6%	15.7%
High Cost of Living and Inflation	13.8%	14.1%	12.2%	12.4%	11.6%	18.8%	16.6%
Trade Diversification Beyond the US	10.6%	13.9%	14.0%	13.4%	11.9%	8.4%	8.7%
Managing the US Relationship	9.5%	10.2%	8.6%	9.7%	9.7%	6.8%	8.9%
Greater National Independence and Self-Sufficiency	8.5%	6.1%	8.8%	9.3%	8.3%	10.7%	8.2%
Better Relations With Non-US Allies	5.9%	7.2%	7.2%	8.2%	6.7%	4.2%	4.0%
Stricter Immigration Control	4.7%	5.5%	2.7%	1.5%	4.7%	5.1%	5.6%

Source: Nanos Research, online non-probability representative panel survey, May 1<sup>st</sup> to May 5<sup>th</sup>, 2026, n=1499 Canadians.

# Issues to focus on when thinking of Canada's place globally, five years from now

Q – Five years from now, what do you think the most important issue will be for Canada to focus on when you think of Canada's place in the world? [OPEN]

## TOP RESPONSES

When asked about the most important issue for Canada to focus on five years from now, just under a quarter of respondents reported that economic strain and affordability pressures (24%) was the most important issue for Canada to focus on when thinking of Canada's place in the world. Economic strain and affordability pressures was almost three times more likely to be reported as Canada's most important issue compared to other top responses.

	Canada 2026-05 (n=1450)
Economic Strain and Affordability Pressures	24.3%
Immigration Reduction and Enforcement	6.9%
Trade Diversification Beyond the United States	6.8%
Climate and Environmental Protection	6.6%
U.S. Relationship and Influence Concerns	5.8%
Independent National Self-Reliance	5.5%
Not Sure	7.7%

# Issues to focus on when thinking of Canada's place globally five years from now— by demographics

Q – Five years from now, what do you think the most important issue will be for Canada to focus on when you think of Canada's place in the world? [OPEN]

	Open											
	Canada 2026-05 (n=1450)	Atlantic (n=136)	Quebec (n=374)	Ontario (n=430)	Manitoba/ Saskatchewan (n=142)	Alberta (n=147)	British Columbia (n=221)	Male (n=716)	Female (n=732)	18 to 34 (n=274)	35 to 54 (n=520)	55 plus (n=656)
Economic Strain and Affordability Pressures	24.3%	24.6%	24.4%	28.1%	24.7%	13.4%	21.9%	22.3%	26.2%	28.6%	25.6%	20.7%
Immigration Reduction and Enforcement	6.9%	6.4%	6.1%	7.9%	5.8%	7.9%	5.6%	9.0%	4.9%	10.6%	6.9%	4.7%
Trade Diversification Beyond the United States	6.8%	8.5%	7.1%	5.6%	11.0%	3.9%	9.5%	8.4%	5.4%	2.9%	4.9%	10.6%
Climate and Environmental Protection	6.6%	6.9%	10.5%	4.5%	7.4%	3.3%	7.5%	6.0%	7.1%	5.5%	6.0%	7.6%
U.S. Relationship and Influence Concerns	5.8%	7.6%	6.3%	6.2%	5.8%	6.0%	2.9%	7.3%	4.4%	5.9%	5.1%	6.3%
Independent National Self-Reliance	5.5%	4.6%	5.8%	5.9%	5.3%	4.2%	5.4%	5.7%	5.3%	4.0%	6.1%	5.9%
Not Sure	7.7%	6.9%	6.2%	8.3%	7.5%	11.6%	6.2%	5.3%	9.9%	7.4%	7.3%	8.2%

*Residents of Alberta (13%) are much less likely to report economic strain and affordability pressures as Canada's most important issue to focus on five years from now compared to the Canadian average (24%).*

# Issues to focus on when thinking of Canada's place globally five years from now– by connection to Germany

Q – Five years from now, what do you think the most important issue will be for Canada to focus on when you think of Canada's place in the world? [OPEN]

	Open						
	Canada 2026-05 (n=1450)	My ancestry is from Germany (n=156)	I have friends whose ancestry is from Germany (n=245)	I have visited Germany (n=221)	I am interested in visiting Germany in the future (n=425)	I have learned about Germany through work (n=54)	None of these statements describe me (n=669)
Economic Strain and Affordability Pressures	24.3%	15.8%	20.0%	20.7%	22.5%	26.7%	27.6%
Immigration Reduction and Enforcement	6.9%	8.9%	6.8%	4.7%	6.6%	10.0%	6.9%
Trade Diversification Beyond the United States	6.8%	6.7%	8.7%	10.2%	8.9%	12.7%	5.2%
Climate and Environmental Protection	6.6%	6.0%	7.0%	9.1%	9.2%	4.0%	5.0%
U.S. Relationship and Influence Concerns	5.8%	3.8%	5.1%	6.6%	6.2%	8.1%	6.2%
Independent National Self-Reliance	5.5%	5.5%	8.3%	5.8%	5.4%	2.2%	5.1%
Not Sure	7.7%	10.4%	5.5%	4.9%	3.6%	4.3%	10.4%

Source: Nanos Research, online non-probability representative panel survey, May 1<sup>st</sup> to May 5<sup>th</sup>, 2026, n=1450 Canadians.

# Advice for Canada to be a strong stable democracy

Q – If you had one piece of advice for Canada to be a strong stable democracy, what would it be?  
[OPEN]

## TOP RESPONSES

One in ten Canadians reported that strengthening Canadian independence and sovereignty (10%) was a piece of advice they would give for Canada to be a strong stable democracy. Other top responses included transparent and accountable leadership (6%), protecting democracy and political safeguards (6%) and strengthening economic management and job growth (6%).

	Canada 2026-05 (n=1417)
Strengthen Canadian Independence and Sovereignty	9.8%
Transparent and Accountable Leadership	6.4%
Protect Democracy and Political Safeguards	5.9%
Strengthen Economic Management and Job Growth	5.8%
Reduce Immigration and Prioritize Existing Citizens	5.5%
Other	5.5%
Not Sure	8.7%

Source: Nanos Research, online non-probability representative panel survey, May 1<sup>st</sup> to May 5<sup>th</sup>, 2026, n=1417 Canadians.

# Advice for Canada to be a strong stable democracy – by demographics

Q – If you had one piece of advice for Canada to be a strong stable democracy, what would it be? [OPEN]

	Open											
	Canada 2026-05 (n=1417)	Atlantic (n=137)	Quebec (n=361)	Ontario (n=418)	Manitoba/ Saskatchewan (n=136)	Alberta (n=143)	British Columbia (n=222)	Male (n=701)	Female (n=713)	18 to 34 (n=271)	35 to 54 (n=497)	55 plus (n=649)
Strengthen Canadian Independence and Sovereignty	9.8%	12.6%	10.9%	8.9%	10.3%	7.3%	10.2%	9.1%	10.4%	5.3%	7.6%	14.0%
Transparent and Accountable Leadership	6.4%	4.9%	6.5%	7.1%	6.7%	7.9%	3.9%	7.5%	5.1%	7.6%	6.1%	5.9%
Protect Democracy and Political Safeguards	5.9%	6.9%	4.9%	5.9%	3.6%	7.3%	6.9%	8.2%	3.8%	8.5%	5.3%	4.8%
Strengthen Economic Management and Job Growth	5.8%	4.8%	7.1%	5.5%	4.9%	4.5%	6.8%	6.5%	5.3%	5.7%	5.3%	6.3%
Reduce Immigration and Prioritize Existing Citizens	5.5%	6.8%	5.7%	6.1%	3.5%	5.8%	3.5%	5.7%	5.2%	7.2%	6.1%	3.9%
Other	5.5%	2.9%	6.1%	5.6%	4.3%	6.5%	5.4%	5.7%	5.4%	4.5%	7.1%	5.1%
Not Sure	8.7%	6.1%	10.5%	7.5%	11.5%	7.3%	9.6%	4.6%	12.6%	12.6%	8.6%	6.3%


Source: Nanos Research, online non-probability representative panel survey, May 1<sup>st</sup> to May 5<sup>th</sup>, 2026, n=1417 Canadians.

# Advice for Canada to be a strong stable democracy – by connection to Germany

Q – If you had one piece of advice for Canada to be a strong stable democracy, what would it be? [OPEN]

	Open						
	Canada 2026-05 (n=1417)	My ancestry is from Germany (n=150)	I have friends whose ancestry is from Germany (n=235)	I have visited Germany (n=216)	I am interested in visiting Germany in the future (n=419)	I have learned about Germany through work (n=54)	None of these statements describe me (n=656)
Strengthen Canadian Independence and Sovereignty	9.8%	10.6%	12.5%	14.4%	9.9%	13.3%	8.8%
Transparent and Accountable Leadership	6.4%	2.6%	6.5%	6.7%	7.1%	12.7%	6.3%
Protect Democracy and Political Safeguards	5.9%	6.0%	5.5%	8.7%	9.2%	1.4%	4.0%
Strengthen Economic Management and Job Growth	5.8%	6.1%	6.4%	8.7%	6.6%	9.6%	4.6%
Reduce Immigration and Prioritize Existing Citizens	5.5%	5.0%	3.5%	2.5%	3.7%	3.7%	7.0%
Other	5.5%	8.7%	4.5%	5.1%	6.3%	12.5%	5.3%
Not Sure	8.7%	5.7%	5.5%	4.3%	5.4%	4.8%	12.7%

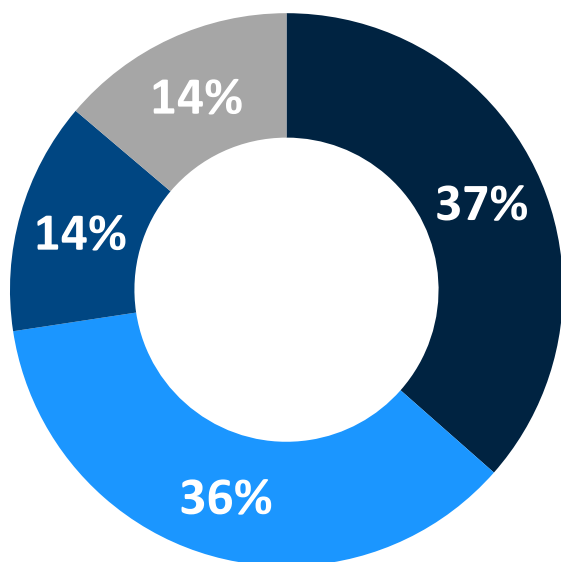
Source: Nanos Research, online non-probability representative panel survey, May 1<sup>st</sup> to May 5<sup>th</sup>, 2026, n=1417 Canadians.



# Canada's defence and security

# Views on defence and security partnerships

Q –Thinking about defence and security partnerships, which of the following statements best reflects your personal views: [ROTATE]



- Canada should equally focus on the US and Europe as defence and security partners
- Canada should shift away from the US towards Europe as its main defence and security partner
- The main defence and security partnership for Canada should be the United States
- Unsure

## Canadians are split

on what defence and security partnerships should look like going forward. Thirty-seven per cent of Canadians report that Canada should focus equally on the US and Europe as defence and security partners, while 36% report that Canada should focus on Europe as its main defence and security partner. Fourteen percent of respondents report that Canada's main defence and security partnership should be with the US.

\*Weighted to the true population proportion.

\*Charts may not add up to 100 due to rounding.

# Views on defence and security partnerships - by demographics

Q –Thinking about defence and security partnerships, which of the following statements best reflects your personal views: [ROTATE]

	Canada 2026-05 (n=1528)	Atlantic (n=144)	Quebec (n=385)	Ontario (n=462)	Manitoba/ Saskatchewan (n=150)	Alberta (n=155)	British Columbia (n=232)	Male (n=752)	Female (n=773)	18 to 34 (n=304)	35 to 54 (n=547)	55 plus (n=677)
Canada should equally focus on the US and Europe as defence and security partners	36.5%	32.6%	39.5%	35.3%	36.9%	34.4%	38.2%	41.7%	31.7%	33.6%	35.0%	39.5%
Canada should shift away from the US towards Europe as its main defence and security partner	36.1%	40.7%	36.7%	36.2%	25.4%	31.9%	40.9%	30.7%	41.1%	37.2%	34.7%	36.6%
The main defence and security partnership for Canada should be the United States	13.6%	14.1%	9.3%	15.4%	12.8%	20.0%	10.4%	19.0%	8.5%	10.7%	17.3%	12.4%
Unsure	13.8%	12.5%	14.6%	13.1%	24.9%	13.7%	10.4%	8.7%	18.7%	18.5%	13.0%	11.5%

*Men are more likely than women to say Canada should involve the United States in defence and security partnerships. In Manitoba and Saskatchewan, one-quarter of residents favour a shift toward Europe - below the national average of 36%. Two in five men (42%) believe Canada should place equal emphasis on the US and Europe, compared with one-third of women (32%). Men (19%) are more than twice as likely as women (8%) to favour making the US Canada's primary defence partner. In contrast, women (41%) are more likely than men (31%) to support shifting Canada's primary defence relationship away from the US toward Europe.*

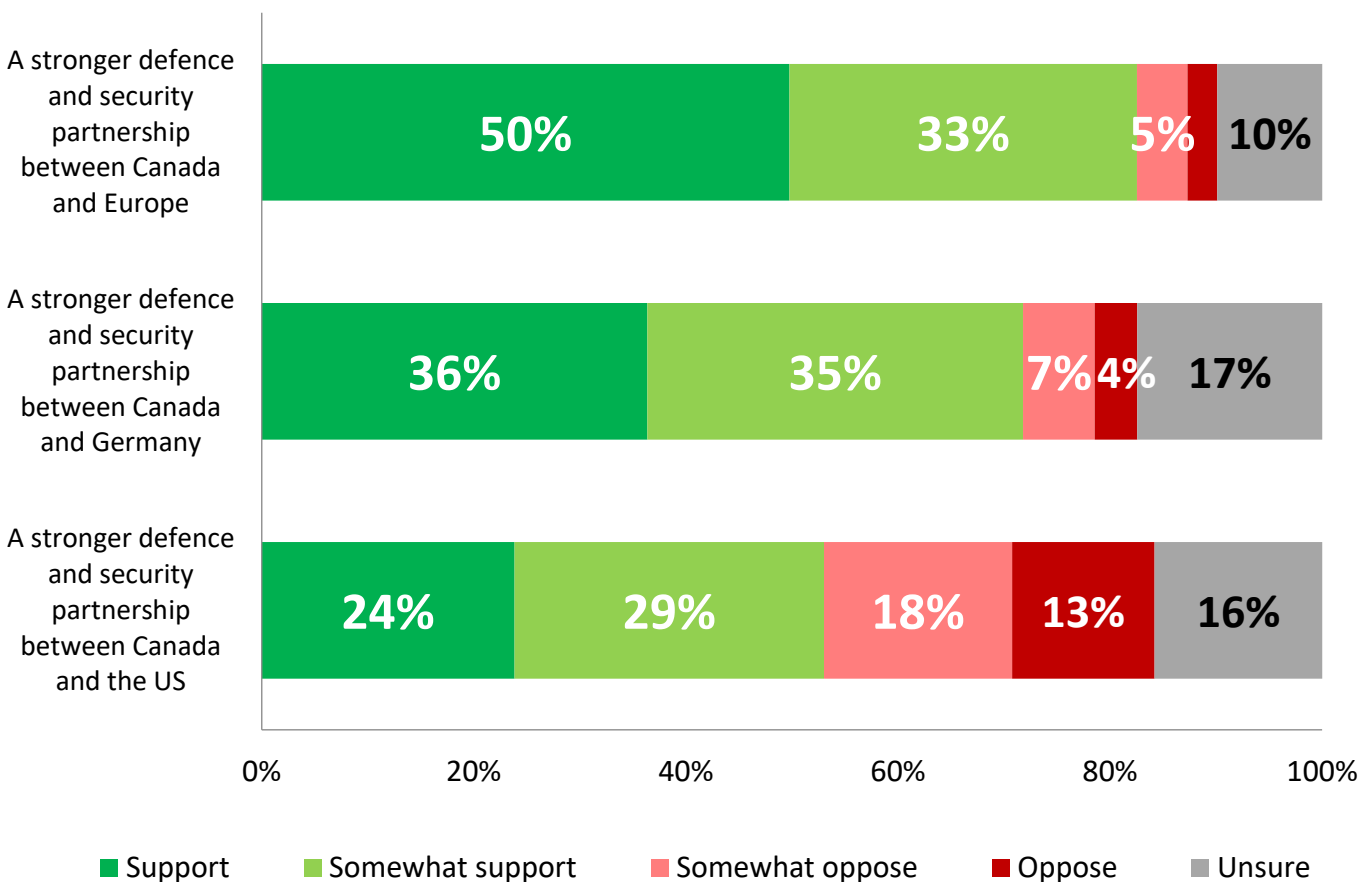
# Views on defence and security partnerships – by connection to Germany

Q – Thinking about defence and security partnerships, which of the following statements best reflects your personal views: [ROTATE]

	Canada 2026-05 (n=1528)	My ancestry is from Germany (n=162)	I have friends whose ancestry is from Germany (n=248)	I have visited Germany (n=232)	I am interested in visiting Germany in the future (n=442)	I have learned about Germany through work (n=59)	None of these statements describe me (n=715)
Canada should equally focus on the US and Europe as defence and security partners	36.5%	31.9%	39.2%	40.4%	40.7%	52.8%	35.7%
Canada should shift away from the US towards Europe as its main defence and security partner	36.1%	40.0%	38.2%	36.4%	40.3%	24.7%	32.3%
The main defence and security partnership for Canada should be the United States	13.6%	14.1%	14.2%	15.9%	11.2%	17.7%	13.4%
Unsure	13.8%	14.0%	8.4%	7.3%	7.9%	4.7%	18.6%

*Over half of those who have learned about Germany through work report that Canada should equally focus on the US and Europe as defence and security partners (53%), higher than the Canadian average of 37 per cent.*

Q – Do you support, somewhat support, somewhat oppose or oppose the following: [RANDOMIZE]



\*Weighted to the true population proportion.

\*Charts may not add up to 100 due to rounding.

\*Percentages lower than 3% have been removed for clarity

## Canada fostering stronger defence and security partnerships

# 4 in 5 Canadians

support (50%) or somewhat support (33%) Canada creating a stronger defence and security partnership with Europe. Seventy-one percent of Canadians say they would support to some extent a stronger defence and security partnership with Germany. Just over half of Canadians (53%) support to some extent a stronger defence and security partnership between Canada and the US.

Source: Nanos Research, online non-probability representative panel survey, May 1<sup>st</sup> to May 5<sup>th</sup>, 2026, n=1531 Canadians.

# Canada fostering stronger defence and security partnerships with Europe – by demographics

Q – Do you support, somewhat support, somewhat oppose or oppose the following: [RANDOMIZE]

**A stronger defence and security partnership between Canada and Europe**

	Canada 2026-05 (n=1531)	Atlantic (n=143)	Quebec (n=384)	Ontario (n=463)	Manitoba/ Saskatchewan (n=152)	Alberta (n=156)	British Columbia (n=233)	Male (n=753)	Female (n=775)	18 to 34 (n=303)	35 to 54 (n=550)	55 plus (n=678)
Support	49.8%	59.2%	42.7%	50.7%	46.4%	49.9%	55.8%	52.0%	47.7%	46.5%	47.0%	54.0%
Somewhat support	32.8%	25.5%	38.4%	30.6%	31.8%	34.4%	32.0%	31.4%	34.2%	30.2%	33.1%	34.1%
Somewhat oppose	4.8%	2.0%	6.0%	4.9%	4.4%	4.2%	4.2%	6.1%	3.5%	6.0%	4.7%	4.1%
Oppose	2.8%	5.2%	2.2%	3.2%	2.2%	1.8%	2.4%	4.2%	1.5%	2.5%	4.0%	2.0%
Unsure	9.9%	8.1%	10.6%	10.5%	15.1%	9.6%	5.6%	6.3%	13.1%	14.8%	11.2%	5.7%

*While both have high levels of outright support for a stronger defence and security partnership between Canada and Europe, those from Atlantic Canada (59%) show higher levels of outright support than residents of Quebec (43%).*

# Canada fostering stronger defence and security partnerships with Europe – by connection to Germany

Q – Do you support, somewhat support, somewhat oppose or oppose the following: [RANDOMIZE]

A stronger defence and security partnership between Canada and Europe

	Canada 2026-05 (n=1531)	My ancestry is from Germany (n=161)	I have friends whose ancestry is from Germany (n=251)	I have visited Germany (n=233)	I am interested in visiting Germany in the future (n=443)	I have learned about Germany through work (n=59)	None of these statements describe me (n=715)
Support	49.8%	53.7%	59.0%	62.4%	61.5%	58.9%	39.8%
Somewhat support	32.8%	25.3%	31.0%	28.7%	29.5%	29.4%	36.3%
Somewhat oppose	4.8%	2.7%	2.5%	4.2%	4.2%	8.0%	5.3%
Oppose	2.8%	3.9%	2.9%	2.7%	0.4%	1.6%	4.2%
Unsure	9.9%	14.3%	4.6%	2.1%	4.3%	2.1%	14.4%

*Those who have visited Germany (62%), are interested in visiting Germany in the future (62%) and those with friends who have Germany ancestry (59%) are more likely than those who have no connection to Germany (40%) to outright support a stronger defence and security partnership between Canada and Europe.*

# Canada fostering stronger defence and security partnerships with Germany – by demographics

Q – Do you support, somewhat support, somewhat oppose or oppose the following:  
[RANDOMIZE]

**A stronger defence and security partnership between Canada and Germany**

	Canada 2026-05 (n=1532)	Atlantic (n=143)	Quebec (n=384)	Ontario (n=464)	Manitoba/ Saskatchewan (n=152)	Alberta (n=156)	British Columbia (n=233)	Male (n=753)	Female (n=776)	18 to 34 (n=304)	35 to 54 (n=551)	55 plus (n=677)
Support	36.4%	47.2%	26.6%	37.8%	35.7%	37.6%	42.7%	39.3%	33.6%	34.2%	34.1%	39.5%
Somewhat support	35.4%	29.5%	40.5%	34.3%	28.6%	35.6%	35.9%	37.6%	33.5%	33.9%	35.9%	36.1%
Somewhat oppose	6.7%	6.7%	10.4%	5.7%	7.1%	5.2%	4.6%	7.2%	6.3%	7.1%	6.7%	6.6%
Oppose	4.0%	6.5%	3.0%	5.3%	2.9%	2.2%	3.1%	5.3%	2.8%	3.4%	4.5%	4.0%
Unsure	17.4%	10.2%	19.5%	16.8%	25.7%	19.4%	13.7%	10.5%	23.8%	21.4%	18.7%	13.8%

*Just under half of residents from Atlantic Canada (47%) show outright support for a stronger defence partnership between Canada and Germany, higher than residents of Quebec who show similar levels of cumulative support but lower levels of outright support (27%). Women (24%) are twice as likely to report being unsure than men (11%).*

# Canada fostering stronger defence and security partnerships with Germany – by connection to Germany

Q –Do you support, somewhat support, somewhat oppose or oppose the following:  
[RANDOMIZE]

**A stronger defence and security partnership between Canada and Germany**

	Canada 2026-05 (n=1532)	My ancestry is from Germany (n=161)	I have friends whose ancestry is from Germany (n=251)	I have visited Germany (n=233)	I am interested in visiting Germany in the future (n=444)	I have learned about Germany through work (n=59)	None of these statements describe me (n=715)
Support	36.4%	43.3%	44.3%	44.3%	48.3%	40.3%	27.3%
Somewhat support	35.4%	33.4%	36.2%	39.7%	37.5%	44.9%	32.6%
Somewhat oppose	6.7%	3.6%	3.5%	4.2%	4.4%	8.7%	9.4%
Oppose	4.0%	3.4%	3.7%	3.1%	1.4%	-	5.3%
Unsure	17.4%	16.3%	12.3%	8.8%	8.4%	6.1%	25.5%

*Canadians who are interested in visiting Germany in the future (48%), have visited Germany (44%) and have friends who have German ancestry (44%) are more likely to outright support and are less likely to be unsure than those who have no connection to Germany (27% support; 25% unsure).*

# Canada fostering stronger defence and security partnerships with the US – by demographics

Q –Do you support, somewhat support, somewhat oppose or oppose the following:  
[RANDOMIZE]

**A stronger defence and security partnership between Canada and the US**

	Canada 2026-05 (n=1531)	Atlantic (n=143)	Quebec (n=384)	Ontario (n=463)	Manitoba/ Saskatchewan (n=152)	Alberta (n=156)	British Columbia (n=233)	Male (n=753)	Female (n=775)	18 to 34 (n=303)	35 to 54 (n=550)	55 plus (n=678)
Support	23.8%	30.3%	17.9%	26.9%	24.7%	27.3%	18.7%	30.1%	18.0%	22.3%	26.8%	22.5%
Somewhat support	29.2%	28.6%	28.0%	28.7%	32.0%	30.6%	30.3%	30.8%	27.7%	27.5%	28.5%	30.8%
Somewhat oppose	17.7%	15.2%	24.2%	15.7%	11.3%	13.7%	20.1%	17.3%	18.1%	20.9%	17.5%	15.8%
Oppose	13.4%	10.5%	13.1%	12.9%	11.7%	12.8%	18.0%	11.3%	15.4%	12.2%	12.3%	15.1%
Unsure	15.8%	15.4%	16.8%	15.7%	20.3%	15.5%	12.9%	10.5%	20.8%	17.0%	14.8%	15.8%

*Just under a third of Canadian men (30%) outright support Canada having a stronger defence and security partnership with the US, comparatively 18 per cent of women show outright support for a stronger partnership. Women (21%) are twice as likely to report being unsure than men (10%).*

# Canada fostering stronger defence and security partnerships with the US – by connection to Germany

Q –Do you support, somewhat support, somewhat oppose or oppose the following:  
[RANDOMIZE]

**A stronger defence and security partnership between Canada and the US**

	Canada 2026-05 (n=1531)	My ancestry is from Germany (n=161)	I have friends whose ancestry is from Germany (n=251)	I have visited Germany (n=233)	I am interested in visiting Germany in the future (n=443)	I have learned about Germany through work (n=59)	None of these statements describe me (n=715)
Support	23.8%	23.8%	27.3%	24.2%	24.2%	37.0%	22.1%
Somewhat support	29.2%	24.4%	27.3%	27.2%	31.6%	27.3%	29.9%
Somewhat oppose	17.7%	16.5%	18.5%	19.4%	19.9%	16.2%	16.3%
Oppose	13.4%	15.1%	16.2%	17.7%	12.7%	13.8%	12.5%
Unsure	15.8%	20.2%	10.7%	11.4%	11.5%	5.7%	19.1%

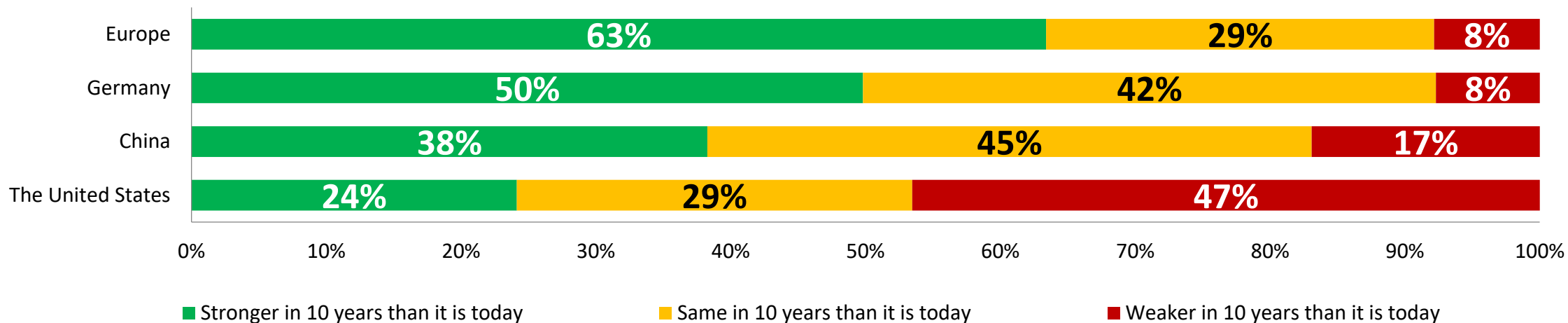
Source: Nanos Research, online non-probability representative panel survey, May 1<sup>st</sup> to May 5<sup>th</sup>, 2026, n=1531 Canadians.



# Canada's future cooperation with other countries

# Canada's cooperation with other nations, 10 years from now

Q – Do you think Canada's cooperation with the following will be stronger, the same or weaker in 10 years than it is today? [RANDOMIZE]



Over **6 in 10** Canadians

believe that Canada's cooperation with Europe (63%) will strengthen over the next ten years. One in two say the same for Germany (50%). Just under two in five Canadians believe Canada's cooperation with China will strengthen (38%) with forty-five per cent who report that it will stay the same. Just under half of Canadians (47%) believe Canada's cooperation with the United States will be weaker in ten years.

\*Weighted to the true population proportion.

\*Charts may not add up to 100 due to rounding.

# Canada's cooperation with Europe, 10 years from now - by demographics

Q – Do you think Canada's cooperation with the following will be stronger, the same or weaker in 10 years than it is today? [RANDOMIZE]

## Europe

	Canada 2026-05 (n=1531)	Atlantic (n=144)	Quebec (n=385)	Ontario (n=464)	Manitoba/ Saskatchewan (n=151)	Alberta (n=156)	British Columbia (n=231)	Male (n=752)	Female (n=776)	18 to 34 (n=302)	35 to 54 (n=551)	55 plus (n=678)
Stronger in 10 years than it is today	63.4%	66.1%	64.8%	61.6%	58.2%	58.6%	71.0%	64.5%	62.4%	57.2%	59.6%	70.3%
Same in 10 years than it is today	28.8%	27.7%	27.3%	30.6%	31.6%	32.9%	21.9%	25.7%	31.5%	31.5%	32.3%	24.3%
Weaker in 10 years than it is today	7.8%	6.2%	7.9%	7.7%	10.2%	8.5%	7.1%	9.8%	6.0%	11.3%	8.1%	5.4%

*Seven in ten BC residents (71%) and Canadian over 55 (70%) believe Canada's cooperation with Europe will be stronger in ten years time, higher than the Canadian average of 63 per cent.*

# Canada's cooperation with Europe, 10 years from now - by connection to Germany

Q – Do you think Canada's cooperation with the following will be stronger, the same or weaker in 10 years than it is today? [RANDOMIZE]

## Europe

	Canada 2026-05 (n=1531)	My ancestry is from Germany (n=161)	I have friends whose ancestry is from Germany (n=251)	I have visited Germany (n=233)	I am interested in visiting Germany in the future (n=442)	I have learned about Germany through work (n=59)	None of these statements describe me (n=716)
Stronger in 10 years than it is today	63.4%	62.5%	74.4%	79.7%	74.2%	64.5%	55.1%
Same in 10 years than it is today	28.8%	27.9%	20.9%	13.7%	20.0%	29.2%	35.8%
Weaker in 10 years than it is today	7.8%	9.6%	4.7%	6.6%	5.8%	6.4%	9.1%

*Majority of Canadians who have a connection to Germany think Canada's cooperation will be stronger in 10 years than it is today, more so than those with no connection to Germany (55%).*

# Canada's cooperation with Germany, 10 years from now - by demographics

Q – Do you think Canada's cooperation with the following will be stronger, the same or weaker in 10 years than it is today? [RANDOMIZE]

**Germany**

	Canada 2026-05 (n=1532)	Atlantic (n=144)	Quebec (n=384)	Ontario (n=464)	Manitoba/Saskatchewan (n=151)	Alberta (n=156)	British Columbia (n=233)	Male (n=754)	Female (n=775)	18 to 34 (n=303)	35 to 54 (n=552)	55 plus (n=677)
Stronger in 10 years than it is today	49.8%	52.6%	49.7%	50.8%	36.5%	46.2%	55.0%	53.6%	46.3%	44.2%	45.8%	56.6%
Same in 10 years than it is today	42.5%	38.8%	42.5%	41.7%	51.4%	46.5%	39.2%	38.5%	46.2%	45.6%	46.5%	37.4%
Weaker in 10 years than it is today	7.7%	8.6%	7.8%	7.5%	12.1%	7.3%	5.7%	8.0%	7.5%	10.2%	7.7%	6.0%

*Canadians 55 and older (57%) are more likely than the Canadian average (50%) to believe that the cooperation between Canada and Germany will be stronger in ten years than it is today. Residents of Manitoba and Saskatchewan (37%) are less likely to believe the cooperation will be stronger in ten years time.*

# Canada's cooperation with Germany, 10 years from now - by connection to Germany

Q – Do you think Canada's cooperation with the following will be stronger, the same or weaker in 10 years than it is today? [RANDOMIZE]

## Germany

	Canada 2026-05 (n=1532)	My ancestry is from Germany (n=162)	I have friends whose ancestry is from Germany (n=251)	I have visited Germany (n=233)	I am interested in visiting Germany in the future (n=443)	I have learned about Germany through work (n=59)	None of these statements describe me (n=716)
Stronger in 10 years than it is today	49.8%	63.5%	60.4%	65.1%	65.5%	51.3%	37.4%
Same in 10 years than it is today	42.5%	31.4%	35.2%	28.8%	31.2%	44.4%	51.9%
Weaker in 10 years than it is today	7.7%	5.1%	4.4%	6.0%	3.3%	4.2%	10.6%

*Canadians who are interested in visiting Germany in the future (65%), those who have visited Germany (65%), those who have German ancestry (64%) and those who have friend with German ancestry (60%) are more likely to believe Canada's cooperation with Germany will be stronger in ten years than it is today compared to those who have no connection to Germany (37%).*

# Canada's cooperation with China, 10 years from now - by demographics

Q – Do you think Canada's cooperation with the following will be stronger, the same or weaker in 10 years than it is today? [RANDOMIZE]

**China**

	Canada 2026-05 (n=1531)	Atlantic (n=144)	Quebec (n=384)	Ontario (n=463)	Manitoba/ Saskatchewan (n=151)	Alberta (n=156)	British Columbia (n=233)	Male (n=754)	Female (n=774)	18 to 34 (n=302)	35 to 54 (n=551)	55 plus (n=678)
Stronger in 10 years than it is today	38.3%	33.6%	41.1%	38.7%	32.9%	36.1%	38.9%	37.0%	39.5%	38.9%	41.6%	35.3%
Same in 10 years than it is today	44.8%	47.4%	41.7%	45.4%	45.9%	47.5%	44.3%	44.9%	44.7%	41.0%	42.0%	49.4%
Weaker in 10 years than it is today	16.9%	19.1%	17.1%	15.9%	21.2%	16.4%	16.8%	18.1%	15.9%	20.1%	16.4%	15.3%

Source: Nanos Research, online non-probability representative panel survey, May 1<sup>st</sup> to May 5<sup>th</sup>, 2026, n=1531 Canadians.

# Canada's cooperation with China, 10 years from now - by connection to Germany

Q – Do you think Canada's cooperation with the following will be stronger, the same or weaker in 10 years than it is today? [RANDOMIZE]

China

	Canada 2026-05 (n=1531)	My ancestry is from Germany (n=162)	I have friends whose ancestry is from Germany (n=251)	I have visited Germany (n=232)	I am interested in visiting Germany in the future (n=443)	I have learned about Germany through work (n=59)	None of these statements describe me (n=715)
Stronger in 10 years than it is today	38.3%	38.6%	44.4%	43.5%	44.2%	54.2%	34.9%
Same in 10 years than it is today	44.8%	46.1%	41.2%	40.4%	40.5%	38.6%	47.0%
Weaker in 10 years than it is today	16.9%	15.3%	14.4%	16.1%	15.4%	7.2%	18.1%

*Canadians who have learned about Germany through work (54%) and those who are interested in visiting Germany in the future (44%) are more likely than the Canadian average (38%) to believe that Canada's cooperation with China will be stronger in ten years than it is today.*

# Canada's cooperation with the US, 10 years from now - by demographics

Q – Do you think Canada's cooperation with the following will be stronger, the same or weaker in 10 years than it is today? [RANDOMIZE]

## The United States

	Canada 2026-05 (n=1532)	Atlantic (n=144)	Quebec (n=385)	Ontario (n=463)	Manitoba/ Saskatchewan (n=151)	Alberta (n=156)	British Columbia (n=233)	Male (n=753)	Female (n=776)	18 to 34 (n=302)	35 to 54 (n=552)	55 plus (n=678)
Stronger in 10 years than it is today	24.1%	28.4%	18.4%	27.2%	33.5%	26.0%	17.1%	26.8%	21.5%	24.1%	27.6%	21.4%
Same in 10 years than it is today	29.3%	31.1%	28.0%	27.9%	28.1%	32.8%	32.4%	29.3%	29.4%	29.5%	28.4%	30.0%
Weaker in 10 years than it is today	46.5%	40.5%	53.6%	44.9%	38.5%	41.1%	50.4%	43.9%	49.1%	46.3%	44.0%	48.7%

*Over half of Quebec residents (54%) believe Canada's cooperation with the US will be weaker in ten years time. A third of Manitoba and Saskatchewan residents (33%) believe cooperation will be stronger in ten years time, which is higher than the Canadian average (24%).*

# Canada's cooperation with the US, 10 years from now – by connection to Germany

Q – Do you think Canada's cooperation with the following will be stronger, the same or weaker in 10 years than it is today? [RANDOMIZE]

## The United States

	Canada 2026-05 (n=1532)	My ancestry is from Germany (n=161)	I have friends whose ancestry is from Germany (n=251)	I have visited Germany (n=233)	I am interested in visiting Germany in the future (n=443)	I have learned about Germany through work (n=59)	None of these statements describe me (n=716)
Stronger in 10 years than it is today	24.1%	26.1%	27.1%	24.5%	23.3%	23.1%	23.0%
Same in 10 years than it is today	29.3%	31.5%	28.3%	25.2%	30.2%	42.3%	28.7%
Weaker in 10 years than it is today	46.5%	42.4%	44.6%	50.3%	46.5%	34.6%	48.3%



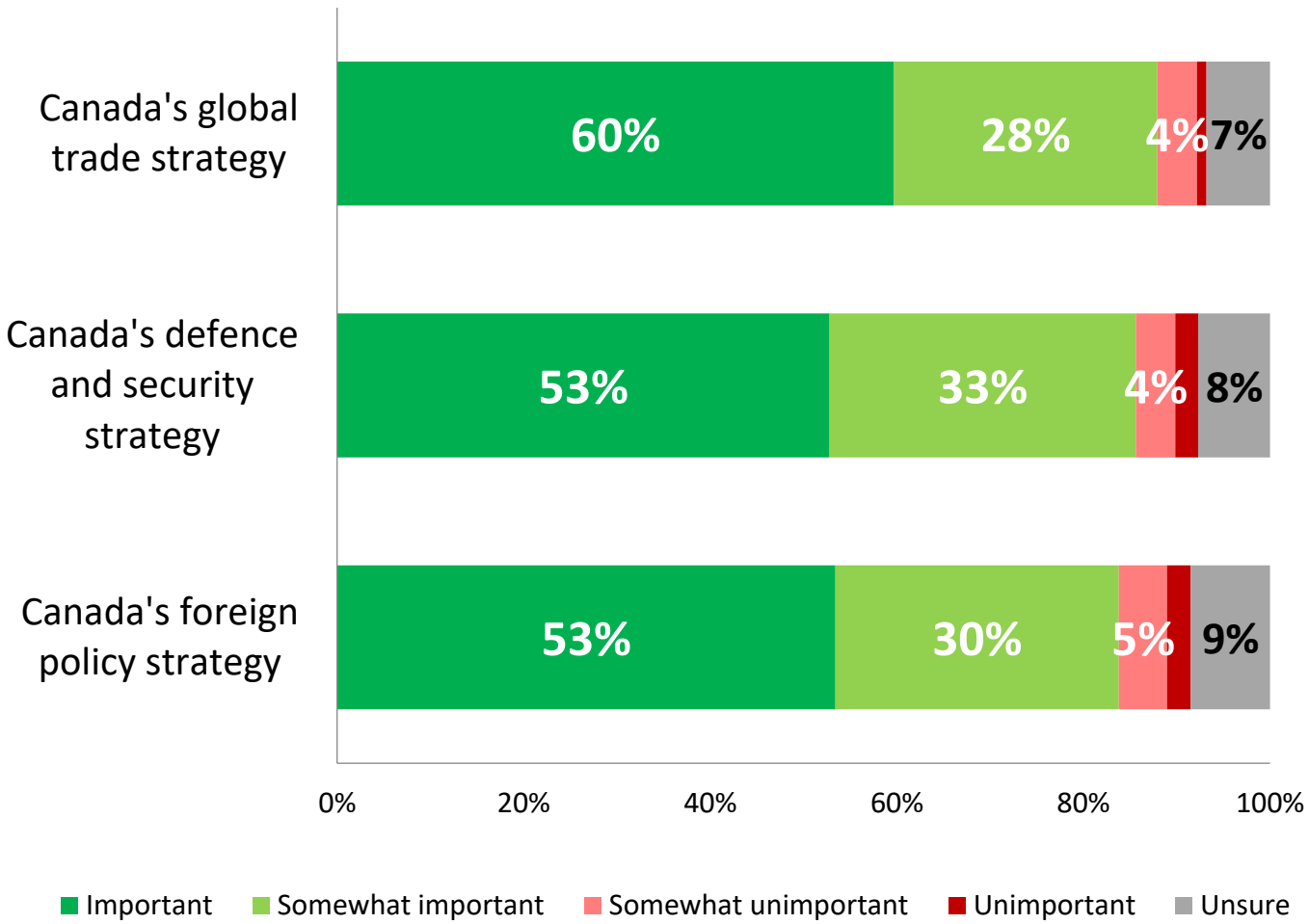
# Importance of Europe for Canada's future

# Importance of Europe to Canada's future in global trade, foreign policy and defence and security

## The vast majority of Canadians

report that they view Europe as important to some extent to Canada's future in the areas of global trade strategy (88%), defence and security strategy (86%) and foreign policy strategy (83%). Canadians are significantly more likely to view Europe as important to some extent than unimportant to some extent.

Q – Would you say that Europe is important, somewhat important, somewhat unimportant or unimportant to Canada's future in the following areas:



\*Weighted to the true population proportion.  
\*Charts may not add up to 100 due to rounding.  
\*Percentages lower than 3% removed for chart clarity

# Importance of Europe to Canada's global trade strategy in the future – by demographics

Q – Would you say that Europe is important, somewhat important, somewhat unimportant or unimportant to Canada's future in the following areas:

Canada's global trade strategy

	Canada 2026-05 (n=1531)	Atlantic (n=143)	Quebec (n=385)	Ontario (n=463)	Manitoba/Saskatchewan (n=151)	Alberta (n=156)	British Columbia (n=233)	Male (n=752)	Female (n=776)	18 to 34 (n=302)	35 to 54 (n=551)	55 plus (n=678)
Important	59.7%	65.3%	48.6%	61.0%	58.6%	66.4%	66.8%	61.6%	58.1%	54.0%	56.9%	65.5%
Somewhat important	28.2%	26.6%	38.1%	27.1%	21.8%	22.5%	23.3%	27.6%	28.7%	29.3%	30.3%	25.9%
Somewhat unimportant	4.2%	1.9%	4.6%	4.2%	4.9%	3.0%	5.5%	5.2%	3.3%	6.0%	3.7%	3.5%
Unimportant	1.0%	0.7%	1.2%	1.3%	0.7%	0.7%	0.7%	1.8%	0.3%	0.7%	1.6%	0.9%
Unsure	6.8%	5.6%	7.5%	6.4%	13.9%	7.5%	3.7%	3.8%	9.5%	10.0%	7.5%	4.2%

*While residents of Quebec report similar levels of belief on the cumulative importance (87%) of Europe to Canada's future in global trade strategy to the Canadian average (88%), residents of Quebec report lower outright importance (49%) than the Canadian average (60%). Canadians 55 and older are more likely report that Europe will be outright important (66%) than the Canadian average of sixty per cent.*

# Importance of Europe to Canada's global trade strategy in the future– by connection to Germany

Q – Would you say that Europe is important, somewhat important, somewhat unimportant or unimportant to Canada's future in the following areas:

Canada's global trade strategy

	Canada 2026-05 (n=1531)	My ancestry is from Germany (n=162)	I have friends whose ancestry is from Germany (n=251)	I have visited Germany (n=233)	I am interested in visiting Germany in the future (n=444)	I have learned about Germany through work (n=59)	None of these statements describe me (n=714)
Important	59.7%	66.9%	71.4%	73.3%	68.3%	63.5%	51.1%
Somewhat important	28.2%	22.9%	21.4%	20.0%	25.8%	34.1%	32.0%
Somewhat unimportant	4.2%	3.6%	3.0%	4.5%	3.6%	2.4%	4.3%
Unimportant	1.0%	0.9%	1.5%	0.3%	0.1%	-	1.6%
Unsure	6.8%	5.7%	2.6%	1.9%	2.1%	-	11.0%

*Canadians who have visited Germany (73%), have friends who have German ancestry and those interested in visiting Germany in the future (68%) report higher levels of belief that Europe will be outright important to Canada's global trade strategy in the future than those with no connection to Germany (51%).*

# Importance of Europe to Canada's defence and security strategy in the future – by demographics

Q – Would you say that Europe is important, somewhat important, somewhat unimportant or unimportant to Canada's future in the following areas:

## Canada's defence and security strategy

	Canada 2026-05 (n=1531)	Atlantic (n=143)	Quebec (n=385)	Ontario (n=463)	Manitoba/Saskatchewan (n=151)	Alberta (n=156)	British Columbia (n=233)	Male (n=752)	Female (n=776)	18 to 34 (n=302)	35 to 54 (n=551)	55 plus (n=678)
Important	52.8%	62.1%	42.9%	54.6%	50.5%	60.2%	54.9%	54.2%	51.6%	51.9%	50.7%	55.0%
Somewhat important	32.8%	23.6%	41.0%	31.3%	30.8%	26.4%	33.8%	31.9%	33.6%	31.3%	34.0%	32.8%
Somewhat unimportant	4.3%	3.2%	6.0%	3.8%	5.5%	2.6%	3.9%	4.6%	3.9%	4.3%	4.8%	3.8%
Unimportant	2.5%	4.4%	2.0%	3.0%	1.7%	1.2%	2.3%	4.2%	0.8%	2.4%	2.1%	2.7%
Unsure	7.7%	6.7%	8.2%	7.4%	11.4%	9.6%	5.0%	5.1%	10.1%	10.0%	8.3%	5.7%

*While residents of Atlantic Canada (86%) and Quebec (84%) report similar amount of belief that Europe will be important to some extent to Canada's future defence and security strategy, residents of Atlantic Canada report outright important (62%) at a rate higher than residents of Quebec (43%).*

# Importance of Europe to Canada's defence and security strategy in the future – by connection to Germany

Q – Would you say that Europe is important, somewhat important, somewhat unimportant or unimportant to Canada's future in the following areas:

## Canada's defence and security strategy

	Canada 2026-05 (n=1531)	My ancestry is from Germany (n=162)	I have friends whose ancestry is from Germany (n=251)	I have visited Germany (n=233)	I am interested in visiting Germany in the future (n=444)	I have learned about Germany through work (n=59)	None of these statements describe me (n=714)
Important	52.8%	58.6%	63.4%	58.2%	61.7%	53.2%	45.1%
Somewhat important	32.8%	30.7%	27.9%	33.7%	31.4%	33.2%	34.0%
Somewhat unimportant	4.3%	4.0%	3.1%	3.3%	4.3%	11.5%	4.4%
Unimportant	2.5%	0.9%	3.0%	2.5%	0.4%	-	3.4%
Unsure	7.7%	5.8%	2.6%	2.2%	2.2%	2.1%	13.0%

*Canadians who have friends with German ancestry (63%) and those interested in visiting Germany in the future (62%) are more likely to report that Germany will be outright important to Canada's future defence and security strategy than those who have no connection to Germany (45%).*

# Importance of Europe to Canada's foreign policy strategy in the future – by demographics

Q – Would you say that Europe is important, somewhat important, somewhat unimportant or unimportant to Canada's future in the following areas:

Canada's foreign policy strategy

	Canada 2026-05 (n=1531)	Atlantic (n=143)	Quebec (n=385)	Ontario (n=463)	Manitoba/Saskatchewan (n=151)	Alberta (n=156)	British Columbia (n=233)	Male (n=752)	Female (n=776)	18 to 34 (n=302)	35 to 54 (n=551)	55 plus (n=678)
Important	53.4%	63.2%	41.9%	56.4%	49.0%	60.9%	55.7%	53.5%	53.5%	48.8%	51.4%	57.9%
Somewhat important	30.4%	25.5%	38.9%	27.9%	24.6%	26.3%	31.4%	31.0%	29.6%	28.7%	31.9%	30.2%
Somewhat unimportant	5.2%	2.6%	6.2%	5.3%	7.1%	2.6%	5.5%	5.8%	4.7%	8.1%	4.7%	3.7%
Unimportant	2.5%	2.1%	3.9%	1.9%	4.9%	0.7%	2.4%	4.1%	1.1%	3.0%	3.1%	1.8%
Unsure	8.5%	6.7%	9.1%	8.5%	14.3%	9.5%	5.0%	5.6%	11.1%	11.4%	8.8%	6.4%

*Residents of Atlantic Canada (63%) report believing that Europe will be outright important to Canada's future foreign policy strategy more so than residents of Quebec (42%).*

# Importance of Europe to Canada's foreign policy strategy in the future – by connection to Germany

Q – Would you say that Europe is important, somewhat important, somewhat unimportant or unimportant to Canada's future in the following areas:

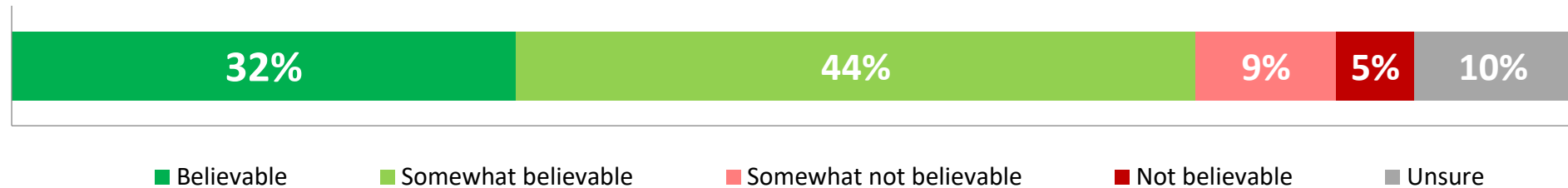
Canada's foreign policy strategy

	Canada 2026-05 (n=1531)	My ancestry is from Germany (n=162)	I have friends whose ancestry is from Germany (n=251)	I have visited Germany (n=233)	I am interested in visiting Germany in the future (n=444)	I have learned about Germany through work (n=59)	None of these statements describe me (n=714)
Important	53.4%	58.0%	64.1%	65.8%	61.8%	58.5%	45.7%
Somewhat important	30.4%	27.8%	25.1%	24.6%	28.7%	27.9%	33.0%
Somewhat unimportant	5.2%	3.1%	5.6%	3.2%	5.0%	11.5%	4.9%
Unimportant	2.5%	1.7%	2.6%	2.9%	1.1%	2.2%	3.3%
Unsure	8.5%	9.5%	2.6%	3.6%	3.4%	-	13.1%

*Those who have visited Germany (66%), have friends with German ancestry (64%) and are interested in traveling to Germany in the future (62%) believe that Europe will be outright important at a rate higher than those who have no connection to Germany (46%).*

## Canada as a middle power

Q –Is the following statement believable, somewhat believable, somewhat not believable or not believable.  
**Canada is a middle power that is a state that sits between great powers and small powers. Because of that, it can help shape international outcomes through diplomacy.**



\*Weighted to the true population proportion.

\*Charts may not add up to 100 due to rounding.

# 3 in 4 Canadians

find it believable (32%) and somewhat believable (44%) that Canada is a middle power, enabling it to shape international outcomes through diplomacy.

## Canada as a middle power – by demographics

Q –Is the following statement believable, somewhat believable, somewhat not believable or not believable.

**Canada is a middle power that is a state that sits between great powers and small powers. Because of that, it can help shape international outcomes through diplomacy.**

	Canada 2026-05 (n=1526)	Atlantic (n=141)	Quebec (n=384)	Ontario (n=462)	Manitoba/ Saskatchewan (n=150)	Alberta (n=156)	British Columbia (n=233)	Male (n=750)	Female (n=773)	18 to 34 (n=301)	35 to 54 (n=548)	55 plus (n=677)
Believable	32.3%	47.2%	29.8%	30.6%	32.1%	27.1%	38.7%	32.9%	31.9%	28.7%	26.6%	39.1%
Somewhat believable	43.5%	31.4%	47.3%	43.7%	41.0%	50.3%	38.2%	45.5%	41.6%	44.1%	46.8%	40.5%
Somewhat not believable	9.0%	6.4%	10.7%	10.2%	5.8%	6.0%	8.4%	8.4%	9.7%	9.6%	9.4%	8.4%
Not believable	5.0%	3.9%	2.7%	5.9%	7.6%	5.0%	5.5%	6.7%	3.4%	3.5%	6.4%	4.9%
Unsure	10.1%	11.2%	9.5%	9.7%	13.4%	11.6%	9.2%	6.6%	13.4%	14.2%	10.8%	7.0%

*Residents of Atlantic Canada (47%) report that it is outright believable that Canada is a middle power at a rate higher than the Canadian average (32%). Canadians older than 55 (39%) are more likely to report outright belief than those aged 35 to 54 (27%).*

# Canada as a middle power – by connection to Germany

Q – Is the following statement believable, somewhat believable, somewhat not believable or not believable.

**Canada is a middle power that is a state that sits between great powers and small powers. Because of that, it can help shape international outcomes through diplomacy.**

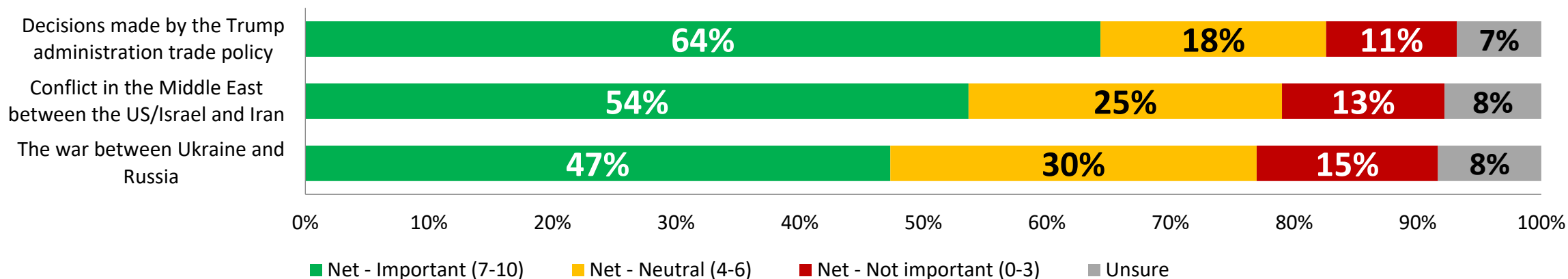
	Canada 2026-05 (n=1526)	My ancestry is from Germany (n=161)	I have friends whose ancestry is from Germany (n=251)	I have visited Germany (n=233)	I am interested in visiting Germany in the future (n=442)	I have learned about Germany through work (n=59)	None of these statements describe me (n=712)
Believable	32.3%	37.2%	41.2%	38.9%	40.3%	39.2%	26.8%
Somewhat believable	43.5%	40.9%	42.3%	47.6%	47.3%	47.6%	40.0%
Somewhat not believable	9.0%	9.0%	8.6%	4.0%	5.8%	4.7%	11.6%
Not believable	5.0%	3.7%	4.5%	5.5%	2.3%	6.5%	6.1%
Unsure	10.1%	9.2%	3.4%	4.1%	4.3%	2.0%	15.6%

*Those who have friends with German ancestry (41%) and are interested in visiting Germany in the future (40%) report that it is outright believable that Canada is a middle power at a higher rate than those with no connection to Germany (27%).*

# Importance of international events on Canada

# Importance of international events on Canada as a country

Q – Please rate the importance of the following to Canada as a country where 0 is not at all important and 10 is very important.



Over **3 in 5** Canadians

say decisions made by the Trump administration trade policy are important (score of 7-10) to Canada as a country. This is followed by just over one in two who say the conflict in the Middle East between US/Israel and Iran is important (54% gave a score of 7-10) and under one in two who say the war between Ukraine and Russia (47% gave a score of 7-10) is important to Canada as a country.

\*Weighted to the true population proportion.

\*Charts may not add up to 100 due to rounding.

# Importance of Decisions made by the Trump administration trade policy on Canada as a country – by demographics

Q – Please rate the importance of the following to Canada as a country where 0 is not at all important and 10 is very important.

**Decisions made by the Trump administration trade policy**

	Canada 2026-05 (n=1530)	Atlantic (n=144)	Quebec (n=385)	Ontario (n=462)	Manitoba/ Saskatchewan (n=151)	Alberta (n=156)	British Columbia (n=232)	Male (n=752)	Female (n=775)	18 to 34 (n=302)	35 to 54 (n=552)	55 plus (n=676)
<b>Mean</b>	<b>7.3</b>	<b>7.2</b>	<b>7.4</b>	<b>7.3</b>	<b>7.6</b>	<b>7.1</b>	<b>7.2</b>	<b>7.2</b>	<b>7.4</b>	<b>6.9</b>	<b>7.4</b>	<b>7.4</b>
Net - Important (7-10)	64.3%	60.4%	67.8%	64.5%	68.7%	58.9%	62.4%	65.3%	63.5%	57.0%	65.4%	68.2%
Net - Neutral (4-6)	18.3%	20.3%	14.5%	18.3%	14.5%	21.9%	22.2%	19.8%	16.7%	21.7%	18.5%	15.8%
Net - Not important (0-3)	10.6%	12.3%	10.1%	10.8%	10.1%	11.3%	9.5%	11.3%	9.8%	13.3%	7.9%	11.0%
Unsure	6.8%	7.0%	7.6%	6.4%	6.7%	8.0%	5.9%	3.5%	10.0%	8.0%	8.2%	5.0%

*Fifty-seven per cent of Canadians age 18 to 34 rated decisions made by the Trump administration trade policy as important (score of 7-10), lower than the Canadian average of 64 per cent.*

# Importance of Decisions made by the Trump administration trade policy on Canada as a country – by connection to Germany

Q – Please rate the importance of the following to Canada as a country where 0 is not at all important and 10 is very important.

**Decisions made by the Trump administration trade policy**

	Canada 2026-05 (n=1530)	My ancestry is from Germany (n=161)	I have friends whose ancestry is from Germany (n=250)	I have visited Germany (n=233)	I am interested in visiting Germany in the future (n=443)	I have learned about Germany through work (n=59)	None of these statements describe me (n=716)
<b>Mean</b>	<b>7.3</b>	<b>7.3</b>	<b>7.5</b>	<b>7.8</b>	<b>7.4</b>	<b>6.7</b>	<b>7.1</b>
Net - Important (7-10)	64.3%	66.7%	67.8%	73.9%	68.6%	57.7%	59.8%
Net - Neutral (4-6)	18.3%	16.3%	20.6%	15.6%	20.1%	23.0%	17.1%
Net - Not important (0-3)	10.6%	11.3%	9.2%	8.9%	9.0%	17.6%	12.1%
Unsure	6.8%	5.6%	2.4%	1.6%	2.3%	1.7%	11.0%

*Canadians who have visited Germany rate the decisions made by the Trump administration trade policy as important (74% gave a score of 7-10) at a rate higher than the Canadian average (64%).*

# Importance of Conflict in the Middle East between the US/Israel and Iran on Canada as a country – by demographics

Q – Please rate the importance of the following to Canada as a country where 0 is not at all important and 10 is very important.

**Conflict in the Middle East between the US/Israel and Iran**

	Canada 2026-05 (n=1530)	Atlantic (n=144)	Quebec (n=384)	Ontario (n=463)	Manitoba/ Saskatchewan (n=151)	Alberta (n=156)	British Columbia (n=232)	Male (n=751)	Female (n=776)	18 to 34 (n=302)	35 to 54 (n=552)	55 plus (n=676)
<b>Mean</b>	<b>6.7</b>	<b>6.7</b>	<b>6.8</b>	<b>6.6</b>	<b>6.8</b>	<b>6.3</b>	<b>6.8</b>	<b>6.3</b>	<b>7.1</b>	<b>6.4</b>	<b>6.6</b>	<b>6.8</b>
Net - Important (7-10)	53.7%	57.8%	58.4%	52.5%	56.1%	48.0%	50.5%	51.4%	55.8%	47.9%	51.9%	58.7%
Net - Neutral (4-6)	25.4%	18.1%	20.6%	27.6%	20.5%	24.7%	33.2%	27.8%	23.0%	27.3%	26.1%	23.5%
Net - Not important (0-3)	13.1%	16.6%	14.4%	11.9%	12.8%	17.3%	9.6%	17.5%	9.0%	14.8%	11.7%	13.2%
Unsure	7.8%	7.4%	6.5%	8.0%	10.5%	10.0%	6.7%	3.3%	12.2%	10.0%	10.3%	4.5%

*Canadians aged 55 plus were more likely to rate the conflict in the Middle East between the US/Israel and Iran as important (59% gave a score of 7-10) than the Canadian average (54%).*

# Importance of Conflict in the Middle East between the US/Israel and Iran on Canada as a country – by connection to Germany

Q – Please rate the importance of the following to Canada as a country where 0 is not at all important and 10 is very important.

**Conflict in the Middle East between the US/Israel and Iran**

	Canada 2026-05 (n=1530)	My ancestry is from Germany (n=162)	I have friends whose ancestry is from Germany (n=250)	I have visited Germany (n=232)	I am interested in visiting Germany in the future (n=443)	I have learned about Germany through work (n=59)	None of these statements describe me (n=715)
<b>Mean</b>	<b>6.7</b>	<b>6.6</b>	<b>6.8</b>	<b>7.2</b>	<b>6.8</b>	<b>6.6</b>	<b>6.6</b>
Net - Important (7-10)	53.7%	51.9%	54.6%	67.0%	58.7%	56.9%	49.6%
Net - Neutral (4-6)	25.4%	25.7%	29.2%	22.1%	26.6%	30.8%	24.2%
Net - Not important (0-3)	13.1%	13.2%	11.7%	9.3%	11.4%	12.2%	14.6%
Unsure	7.8%	9.2%	4.5%	1.6%	3.3%	0.0%	11.5%

*Those who have visited Germany are more likely to rate the conflict in the Middle East between the US/Israel and Iran as important (67% gave a score of 7-10) than the Canadian average (54%).*

# Importance of The war between Ukraine and Russia on Canada as a country – by demographics

Q – Please rate the importance of the following to Canada as a country where 0 is not at all important and 10 is very important.

**The war between Ukraine and Russia**

	Canada 2026-05 (n=1528)	Atlantic (n=144)	Quebec (n=383)	Ontario (n=462)	Manitoba/ Saskatchewan (n=151)	Alberta (n=156)	British Columbia (n=232)	Male (n=750)	Female (n=775)	18 to 34 (n=300)	35 to 54 (n=551)	55 plus (n=677)
<b>Mean</b>	<b>6.3</b>	<b>6.5</b>	<b>6.3</b>	<b>6.2</b>	<b>6.0</b>	<b>6.2</b>	<b>6.4</b>	<b>5.9</b>	<b>6.7</b>	<b>6.0</b>	<b>5.9</b>	<b>6.7</b>
Net - Important (7-10)	47.3%	54.2%	46.4%	46.9%	48.4%	47.7%	45.9%	45.4%	49.0%	41.4%	41.3%	55.8%
Net - Neutral (4-6)	29.6%	23.4%	34.0%	28.5%	23.0%	27.2%	33.6%	30.9%	28.6%	32.3%	31.9%	26.2%
Net - Not important (0-3)	14.7%	16.1%	11.7%	15.9%	18.8%	17.4%	11.4%	19.6%	10.0%	15.4%	17.0%	12.4%
Unsure	8.4%	6.3%	7.9%	8.7%	9.7%	7.7%	9.2%	4.1%	12.4%	10.9%	9.8%	5.7%

*Canadians aged 55 and older (56% gave a score of 7-10) are more likely to rate the war between Ukraine and Russia as important (score of 7-10) than those aged 35 to 54 (41%). Men (20% gave a score of 0-3) are twice as likely to rate the war between Ukraine and Russia as not important (score of 0-3 out of ten) as women (10% gave a score of 0-3).*

# Importance of The war between Ukraine and Russia on Canada as a country – by connection to Germany

Q – Please rate the importance of the following to Canada as a country where 0 is not at all important and 10 is very important.

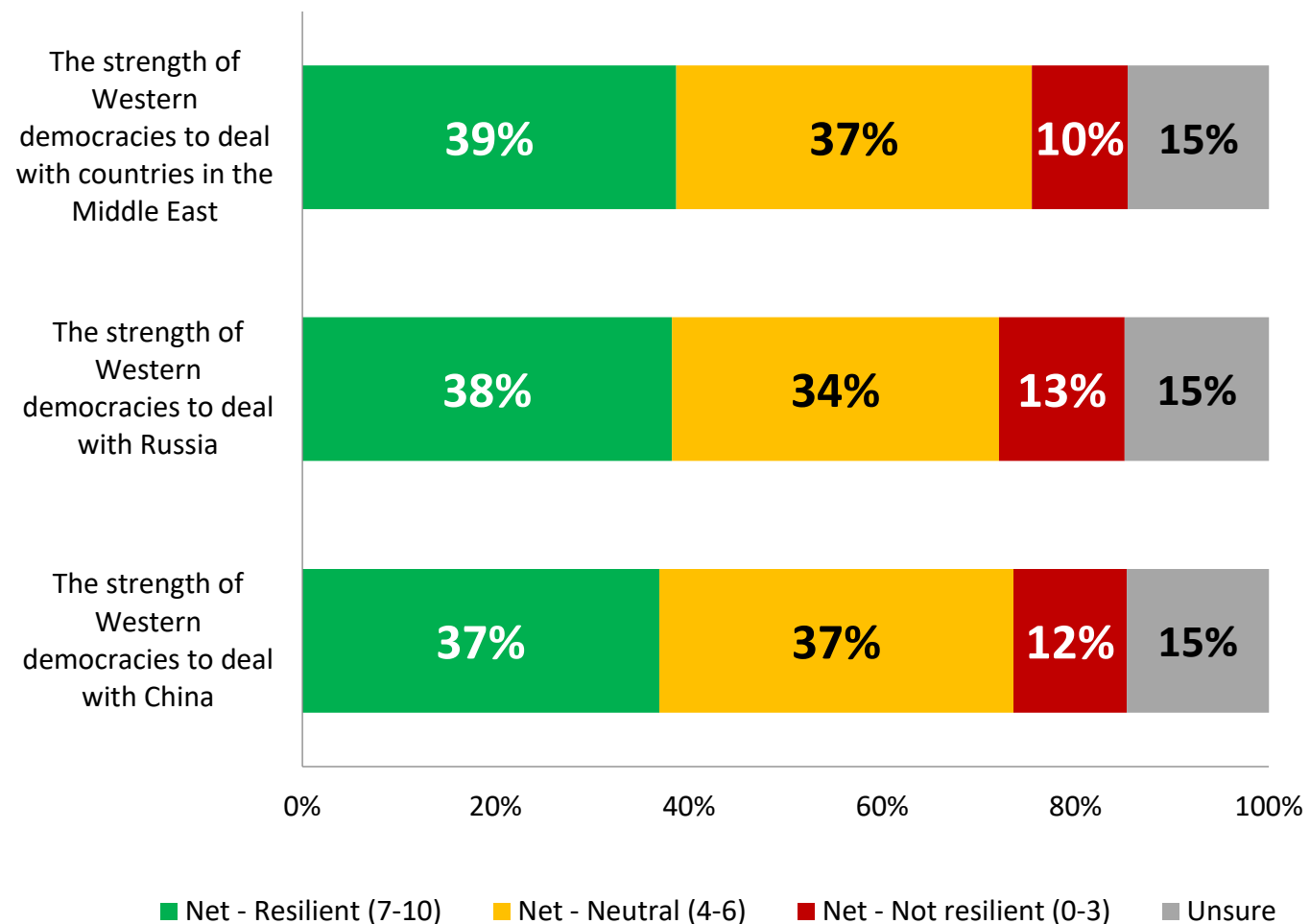
The war between Ukraine and Russia

	Canada 2026-05 (n=1528)	My ancestry is from Germany (n=161)	I have friends whose ancestry is from Germany (n=250)	I have visited Germany (n=233)	I am interested in visiting Germany in the future (n=441)	I have learned about Germany through work (n=59)	None of these statements describe me (n=716)
<b>Mean</b>	<b>6.3</b>	<b>6.0</b>	<b>6.6</b>	<b>7.0</b>	<b>6.5</b>	<b>6.5</b>	<b>6.0</b>
Net - Important (7-10)	47.3%	46.9%	52.4%	62.4%	51.8%	49.1%	41.9%
Net - Neutral (4-6)	29.6%	27.2%	30.5%	24.1%	31.9%	42.1%	28.9%
Net - Not important (0-3)	14.7%	17.8%	12.9%	9.3%	12.7%	8.8%	17.2%
Unsure	8.4%	8.1%	4.1%	4.2%	3.6%	0.0%	12.0%

*Canadians who have visited Germany (62%) were more likely to rate the war between Ukraine and Russia as important (score of 7-10) to Canada as a country than those with no connection to Germany (42%).*

# Western democracies

Q – On a scale of 0 to 10 where 0 is not at all resilient and 10 is completely resilient how would you rate the resiliency of the following:



\*Weighted to the true population proportion.

\*Charts may not add up to 100 due to rounding.

## Resilience of Western democracies to deal with challenges

Only **2 in 5** Canadians

rate the strength of Western democracies as resilient (score of 7-10) to deal with countries in the Middle East (39% gave a score of 7-10), Russia (38% gave a score of 7-10) and China (37% gave a score of 7-10)

# Resilience of Western democracies to deal with countries in the Middle East – by demographics

Q – On a scale of 0 to 10 where 0 is not at all resilient and 10 is completely resilient how would you rate the resiliency of the following:

**The strength of Western democracies to deal with countries in the Middle East**

	Canada 2026-05 (n=1531)	Atlantic (n=144)	Quebec (n=384)	Ontario (n=464)	Manitoba/ Saskatchewan (n=151)	Alberta (n=155)	British Columbia (n=233)	Male (n=752)	Female (n=776)	18 to 34 (n=303)	35 to 54 (n=551)	55 plus (n=677)
<b>Mean</b>	<b>6.1</b>	<b>6.3</b>	<b>5.6</b>	<b>6.1</b>	<b>6.3</b>	<b>6.2</b>	<b>6.4</b>	<b>6.0</b>	<b>6.1</b>	<b>5.9</b>	<b>6.0</b>	<b>6.2</b>
Net - Resilient (7-10)	38.7%	47.7%	29.6%	39.1%	43.4%	42.1%	43.3%	43.3%	34.3%	33.1%	37.4%	43.2%
Net - Neutral (4-6)	36.8%	28.8%	42.9%	36.6%	31.6%	32.4%	37.0%	37.3%	36.4%	40.9%	36.9%	34.0%
Net - Not resilient (0-3)	9.9%	10.3%	11.3%	9.9%	8.4%	11.2%	7.3%	12.5%	7.5%	10.8%	9.9%	9.4%
Unsure	14.6%	13.2%	16.2%	14.4%	16.6%	14.3%	12.5%	6.8%	21.8%	15.1%	15.7%	13.4%

*Men (43%) rate the strength of Western Democracies to deal with countries from the Middle East as resilient (score of 7-10) higher than the Canadian average of 39 per cent. Residents of Quebec (30%) are less likely to rate Western democracies strength as resilient than the Canadian average (39%) and more likely to give a neutral rating (43% compared to 37%).*

# Resilience of Western democracies to deal with countries in the Middle East – by connection to Germany

Q – On a scale of 0 to 10 where 0 is not at all resilient and 10 is completely resilient how would you rate the resiliency of the following:

**The strength of Western democracies to deal with countries in the Middle East**

	Canada 2026-05 (n=1531)	My ancestry is from Germany (n=162)	I have friends whose ancestry is from Germany (n=251)	I have visited Germany (n=233)	I am interested in visiting Germany in the future (n=443)	I have learned about Germany through work (n=59)	None of these statements describe me (n=715)
<b>Mean</b>	<b>6.1</b>	<b>5.6</b>	<b>6.4</b>	<b>6.4</b>	<b>6.4</b>	<b>6.5</b>	<b>5.8</b>
Net - Resilient (7-10)	38.7%	32.4%	46.6%	48.0%	46.3%	49.5%	32.3%
Net - Neutral (4-6)	36.8%	39.2%	40.2%	32.2%	40.0%	40.1%	34.7%
Net - Not resilient (0-3)	9.9%	14.2%	6.6%	10.2%	5.8%	7.4%	11.7%
Unsure	14.6%	14.2%	6.6%	9.6%	7.8%	3.0%	21.4%

*Those who have visited Germany (48%), have friends who have German ancestry (47%) and have interest in visiting Germany in the future (46%) are more likely to rate the strength of Western democracies as resilient (score of 7-10) to deal with countries in the Middle East than those who have no connection to Germany (32%).*

# Resilience of Western democracies to deal with Russia – by demographics

Q – On a scale of 0 to 10 where 0 is not at all resilient and 10 is completely resilient how would you rate the resiliency of the following:

**The strength of Western democracies to deal with Russia**

	Canada 2026-05 (n=1532)	Atlantic (n=144)	Quebec (n=385)	Ontario (n=464)	Manitoba/ Saskatchewan (n=151)	Alberta (n=155)	British Columbia (n=233)	Male (n=753)	Female (n=776)	18 to 34 (n=303)	35 to 54 (n=551)	55 plus (n=678)
<b>Mean</b>	<b>5.9</b>	<b>6.3</b>	<b>5.1</b>	<b>6.2</b>	<b>6.0</b>	<b>6.0</b>	<b>6.4</b>	<b>6.0</b>	<b>5.9</b>	<b>6.0</b>	<b>5.9</b>	<b>5.9</b>
Net - Resilient (7-10)	38.2%	48.2%	25.3%	40.7%	40.3%	42.7%	43.6%	43.3%	33.6%	36.0%	37.0%	40.7%
Net - Neutral (4-6)	33.8%	28.3%	37.6%	34.1%	27.0%	28.9%	36.7%	34.6%	33.1%	36.0%	35.2%	31.3%
Net - Not resilient (0-3)	13.0%	12.8%	18.3%	11.3%	16.4%	12.6%	7.9%	15.5%	10.7%	12.5%	11.6%	14.5%
Unsure	14.9%	10.7%	18.8%	14.0%	16.3%	15.8%	11.9%	6.6%	22.6%	15.5%	16.2%	13.5%

*Residents of Atlantic Canada (48%) are more likely to rate the strength of Western democracies as resilient (score of 7-10) to deal with Russia than residents of Quebec (25%). Men (43%) are more likely than women (34%) to rate Western democracies as resilient to deal with Russia.*

# Resilience of Western democracies to deal with Russia – by connection to Germany

Q – On a scale of 0 to 10 where 0 is not at all resilient and 10 is completely resilient how would you rate the resiliency of the following:

**The strength of Western democracies to deal with Russia**

	Canada 2026-05 (n=1532)	My ancestry is from Germany (n=162)	I have friends whose ancestry is from Germany (n=251)	I have visited Germany (n=233)	I am interested in visiting Germany in the future (n=444)	I have learned about Germany through work (n=59)	None of these statements describe me (n=715)
<b>Mean</b>	<b>5.9</b>	<b>5.9</b>	<b>6.4</b>	<b>6.1</b>	<b>6.2</b>	<b>6.7</b>	<b>5.6</b>
Net - Resilient (7-10)	38.2%	38.5%	46.0%	46.6%	44.8%	55.5%	31.1%
Net - Neutral (4-6)	33.8%	36.4%	38.2%	27.6%	36.4%	33.3%	32.6%
Net - Not resilient (0-3)	13.0%	11.4%	9.1%	16.3%	10.3%	9.6%	14.7%
Unsure	14.9%	13.7%	6.8%	9.5%	8.4%	1.6%	21.6%

*Those learned about Germany through work (55%) who have visited Germany (47%), have friends who have German ancestry (46%) and have interest in visiting Germany in the future (45%) are more likely to rate the strength Western democracies as resilient (score of 7-10) to deal with Russia than those with no connection to Germany (31%).*

# Resilience of Western democracies to deal with China – by demographics

Q –On a scale of 0 to 10 where 0 is not at all resilient and 10 is completely resilient how would you rate the resiliency of the following:

**The strength of Western democracies to deal with China**

	Canada 2026-05 (n=1531)	Atlantic (n=144)	Quebec (n=385)	Ontario (n=463)	Manitoba/ Saskatchewan (n=151)	Alberta (n=155)	British Columbia (n=233)	Male (n=752)	Female (n=776)	18 to 34 (n=302)	35 to 54 (n=551)	55 plus (n=678)
<b>Mean</b>	<b>5.9</b>	<b>6.2</b>	<b>5.8</b>	<b>5.9</b>	<b>5.7</b>	<b>5.9</b>	<b>6.2</b>	<b>5.8</b>	<b>6.1</b>	<b>5.8</b>	<b>5.8</b>	<b>6.2</b>
Net - Resilient (7-10)	36.9%	44.1%	31.1%	36.2%	35.1%	41.6%	42.4%	39.1%	35.0%	29.9%	35.7%	42.3%
Net - Neutral (4-6)	36.7%	31.3%	44.3%	37.0%	31.3%	26.5%	36.2%	40.3%	33.2%	42.8%	35.3%	33.8%
Net - Not resilient (0-3)	11.7%	12.4%	8.2%	12.5%	15.1%	15.8%	10.4%	14.5%	9.1%	11.7%	13.5%	10.4%
Unsure	14.7%	12.2%	16.4%	14.4%	18.5%	16.1%	11.0%	6.1%	22.6%	15.6%	15.5%	13.5%

*Forty-two per cent of Canadians aged 55 plus rate the strength of Western democracies to deal with China as resilient (score of 7-10), higher than Canadians aged 18 to 34 at 30 per cent. Women (23%) are over three times more likely to report being unsure than men (6%).*

# Resilience of Western democracies to deal with China – by connection to Germany

Q – On a scale of 0 to 10 where 0 is not at all resilient and 10 is completely resilient how would you rate the resiliency of the following:

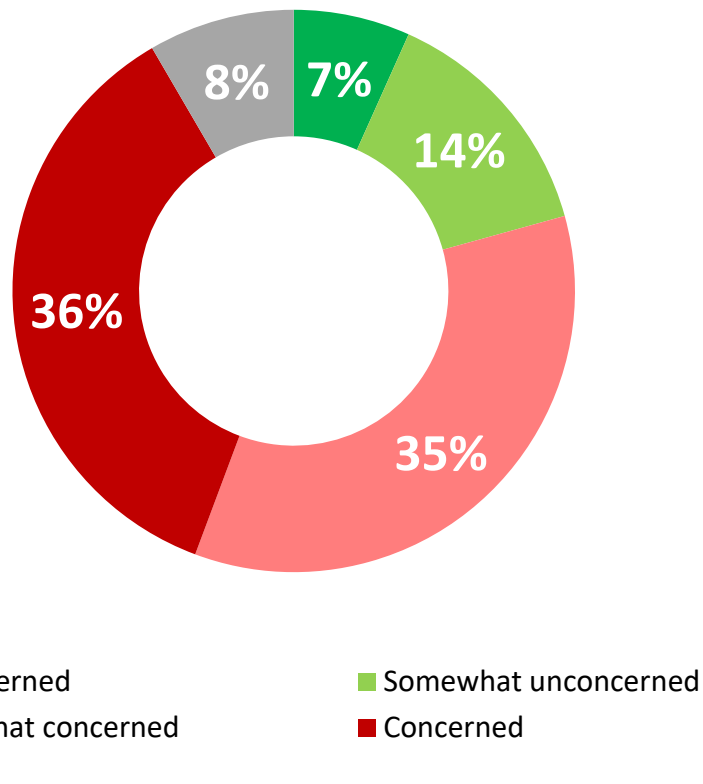
**The strength of Western democracies to deal with China**

	Canada 2026-05 (n=1531)	My ancestry is from Germany (n=162)	I have friends whose ancestry is from Germany (n=251)	I have visited Germany (n=233)	I am interested in visiting Germany in the future (n=444)	I have learned about Germany through work (n=59)	None of these statements describe me (n=714)
<b>Mean</b>	<b>5.9</b>	<b>5.8</b>	<b>6.1</b>	<b>6.1</b>	<b>6.2</b>	<b>6.6</b>	<b>5.8</b>
Net - Resilient (7-10)	36.9%	35.4%	39.5%	43.9%	42.2%	52.8%	32.5%
Net - Neutral (4-6)	36.7%	36.7%	41.5%	33.0%	39.7%	34.0%	34.4%
Net - Not resilient (0-3)	11.7%	14.6%	12.1%	14.7%	9.4%	10.4%	12.0%
Unsure	14.7%	13.3%	6.9%	8.5%	8.7%	2.8%	21.1%

*Those who have learned about Germany through work (53%) rate the strength of Western democracies to deal with China as resilient (score of 7-10) at a rate higher than the Canadian average (37%).*

# Concern for foreign interference in Canadian elections

Q –Are you unconcerned, somewhat unconcerned, somewhat concerned or concerned with foreign interference in Canada elections?



## 7 in 10 Canadians

feel some level of concern with foreign interference into Canadian elections. Canadians are over three times more likely to report feeling concern to some extent (71%) than feel unconcerned to some extent (21%).

\*Weighted to the true population proportion.  
\*Charts may not add up to 100 due to rounding.

# Concern for foreign interference in Canadian elections – by demographics

Q – Are you unconcerned, somewhat unconcerned, somewhat concerned or concerned with foreign interference in Canada elections?

	Canada 2026-05 (n=1528)	Atlantic (n=144)	Quebec (n=382)	Ontario (n=464)	Manitoba/ Saskatchewan (n=151)	Alberta (n=155)	British Columbia (n=232)	Male (n=750)	Female (n=775)	18 to 34 (n=302)	35 to 54 (n=550)	55 plus (n=676)
Unconcerned	6.7%	9.7%	6.1%	7.9%	3.7%	5.9%	5.0%	7.5%	6.0%	8.0%	5.5%	6.9%
Somewhat unconcerned	14.0%	10.0%	14.6%	13.4%	18.3%	9.0%	18.6%	15.8%	12.4%	13.4%	12.9%	15.2%
Somewhat concerned	35.0%	36.6%	35.9%	32.8%	31.6%	36.2%	39.2%	34.5%	35.3%	33.7%	35.6%	35.3%
Concerned	35.9%	35.5%	34.9%	38.3%	30.2%	40.9%	29.8%	36.9%	35.1%	30.3%	37.8%	38.1%
Unsure	8.4%	8.3%	8.5%	7.5%	16.1%	8.0%	7.4%	5.3%	11.3%	14.6%	8.2%	4.5%

Source: Nanos Research, online non-probability representative panel survey, May 1<sup>st</sup> to May 5<sup>th</sup>, 2026, n=1528 Canadians.

# Concern for foreign interference in Canadian elections – by connection to Germany

Q – Are you unconcerned, somewhat unconcerned, somewhat concerned or concerned with foreign interference in Canada elections?

	Canada 2026-05 (n=1528)	My ancestry is from Germany (n=161)	I have friends whose ancestry is from Germany (n=251)	I have visited Germany (n=231)	I am interested in visiting Germany in the future (n=444)	I have learned about Germany through work (n=59)	None of these statements describe me (n=714)
Unconcerned	6.7%	7.3%	8.0%	4.7%	6.5%	2.4%	7.5%
Somewhat unconcerned	14.0%	16.9%	18.9%	17.9%	14.3%	12.9%	11.9%
Somewhat concerned	35.0%	36.0%	31.5%	34.4%	35.3%	35.3%	34.4%
Concerned	35.9%	34.2%	37.6%	38.8%	39.6%	45.0%	33.7%
Unsure	8.4%	5.6%	4.0%	4.2%	4.2%	4.4%	12.6%

Source: Nanos Research, online non-probability representative panel survey, May 1<sup>st</sup> to May 5<sup>th</sup>, 2026, n=1528 Canadians.

Element	Description
Research sponsor	Konrad Adenauer Stiftung
Population and Final Sample Size	1532 Canadians.
Source of Sample	Bonning and Associates
Type of Sample	Representative non-probability
Margin of Error	For comparison purposes, a probability sample of 1532 respondents would have a margin of error of $\pm 2.5$ percentage points, 19 times out of 20.
Mode of Survey	Online survey
Sampling Method Base	Non-probability
Demographics (Captured)	Atlantic Canada, Quebec, Ontario, Manitoba/Saskatchewan, Alberta, British Columbia; Men and Women; 18 years and older. Six-digit postal code was used to validate geography.
Field Dates	May 1 <sup>st</sup> to May 5 <sup>th</sup> , 2026.
Language of Survey	The survey was conducted in both English and French.
Standards	Nanos Research is a member of the Canadian Research Insights Council (CRIC) and confirms that this research fully complies with all CRIC Standards including the CRIC Public Opinion Research Standards and Disclosure Requirements. <a href="https://canadianresearchinsightscouncil.ca/standards/">https://canadianresearchinsightscouncil.ca/standards/</a>

Element	Description
Weighting of Data	The results were weighted by age and gender using the latest Census information (2021) and the sample is geographically stratified to ensure a distribution across all regions of Canada. See tables for full weighting disclosure
Screening	Screening ensured potential respondents did not work in the market research industry, in the advertising industry, in the media or a political party prior to administering the survey to ensure the integrity of the data.
Excluded Demographics	Individuals younger than 18 years old; individuals without internet access could not participate.
Stratification	By age and gender using the latest Census information (2021) and the sample is geographically stratified to be representative of Canada.
Estimated Response Rate	Not applicable
Question Order	Questions are grouped by theme, to view the original question order as presented to respondents in the survey, please refer to the tabulations.
Question Content	All questions asked are contained in the report.
Question Wording	The questions in the preceding report are written exactly as they were asked to individuals. In addition to the content questions in the report, four questions were asked about the Konrad Adenauer Foundation related to its awareness, impressions and publications or events recalled about the foundation, which were used for internal purposes.
Research/Data Collection Supplier	Nanos Research
Contact	Contact Nanos Research for more information or with any concerns or questions. <a href="http://www.nanos.co">http://www.nanos.co</a> Telephone:(613) 234-4666 ext. 237 Email: info@nanosresearch.com.
Tabulations	<a href="#">By region, age, gender and connection to Germany</a>



As one of North America's premier market and public opinion research firms, we put strategic intelligence into the hands of decision makers. The majority of our work is for private sector and public facing organizations and ranges from market studies, managing reputation through to leveraging data intelligence. Nanos Research offers a vertically integrated full service quantitative and qualitative research practice to attain the highest standards and the greatest control over the research process. [www.nanos.co](http://www.nanos.co)

nanos dimap analytika



This international joint venture between [dimap](#) and [Nanos](#) brings together top research and data experts from North American and Europe to deliver exceptional data intelligence to clients. The team offers data intelligence services ranging from demographic and sentiment microtargeting; consumer sentiment identification and decision conversion; and, data analytics and profiling for consumer persuasion. [www.nanosdimap.com](http://www.nanosdimap.com)

EthicStratēgies

Ethic Strategies was created by the founding partners of [PAA Advisory](#) and the [Nanos Research Corporation](#), both recognized leaders in research, advocacy, and advisory. Ethic provides bespoke strategic counsel, advice, and communications strategies to organizations facing serious issues. [www.ethicstrategies.com](http://www.ethicstrategies.com)

# Any questions?

---



Nanos Research

(613) 234-4666, ext. 237

[ea@nanosresearch.com](mailto:ea@nanosresearch.com)

For more information on the firm, please visit [www.nanos.co](http://www.nanos.co)



**NANOS IS YOUR GO-TO HIGH-STAKES RESEARCH PARTNER.**

Delivering world-class solutions since 1987,  
we are the leader in high velocity data insights and visualization.

**Market | Consumer | Reputation | Policy | Insight**

For more information about our services, please visit us at:

[www.nanos.co](http://www.nanos.co)