

Neutral consumer sentiment continues into holiday season

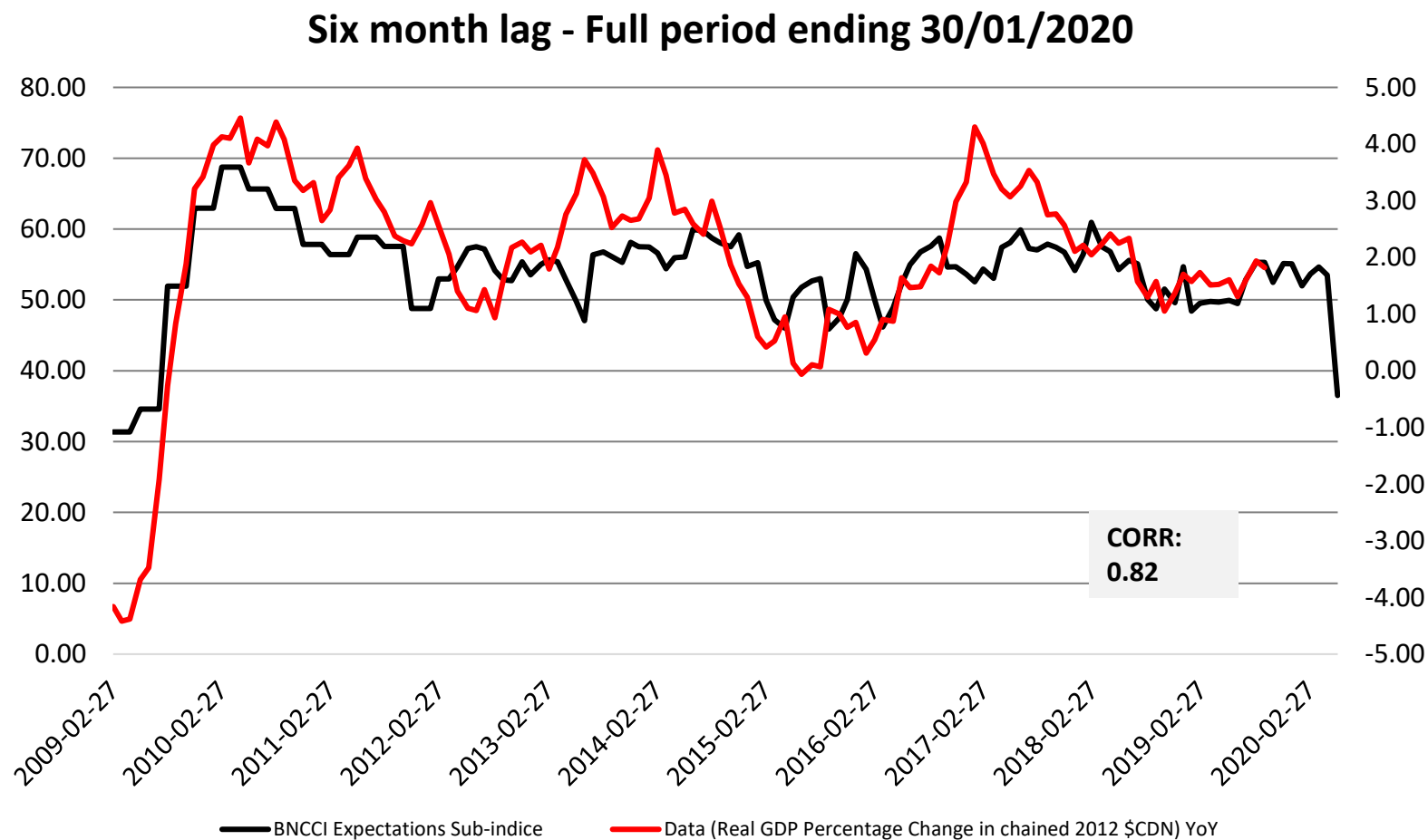
Weekly Bloomberg Nanos Canadian Confidence Index
Released December 5, 2025
Submission 2013-284



Monthly Bloomberg/Nanos Canada Expectations Index and Canada's rGDP Growth YoY

Bloomberg-Nanos is a must have weekly pulse of consumer confidence in Canada. For over a decade of tracking, the Bloomberg-Nanos Expectations Sub-indices has been a consistent leading indicator of GDP. The data has been cited in the Bank of Canada Monetary Policy Report.

More policy and sentiment tracking at nanos.co/dataportal



CANADA INDEX

Your weekly look at Canada's economic mood

“

Canadian consumer sentiment continues in a neutral position with a score of 49.45 on the 100 point diffusion index that makes up the BNCCI. The forward looking Expectations Sub-Index remains in negative territory but has been improving over the past four weeks.

**Nik Nanos
Chief Data Scientist**

”

The BNCCI, a composite of a weekly measure of financial health and economic expectations, registered at 49.45 compared to 48.70 four weeks ago. The twelve-month high stands at 53.07.

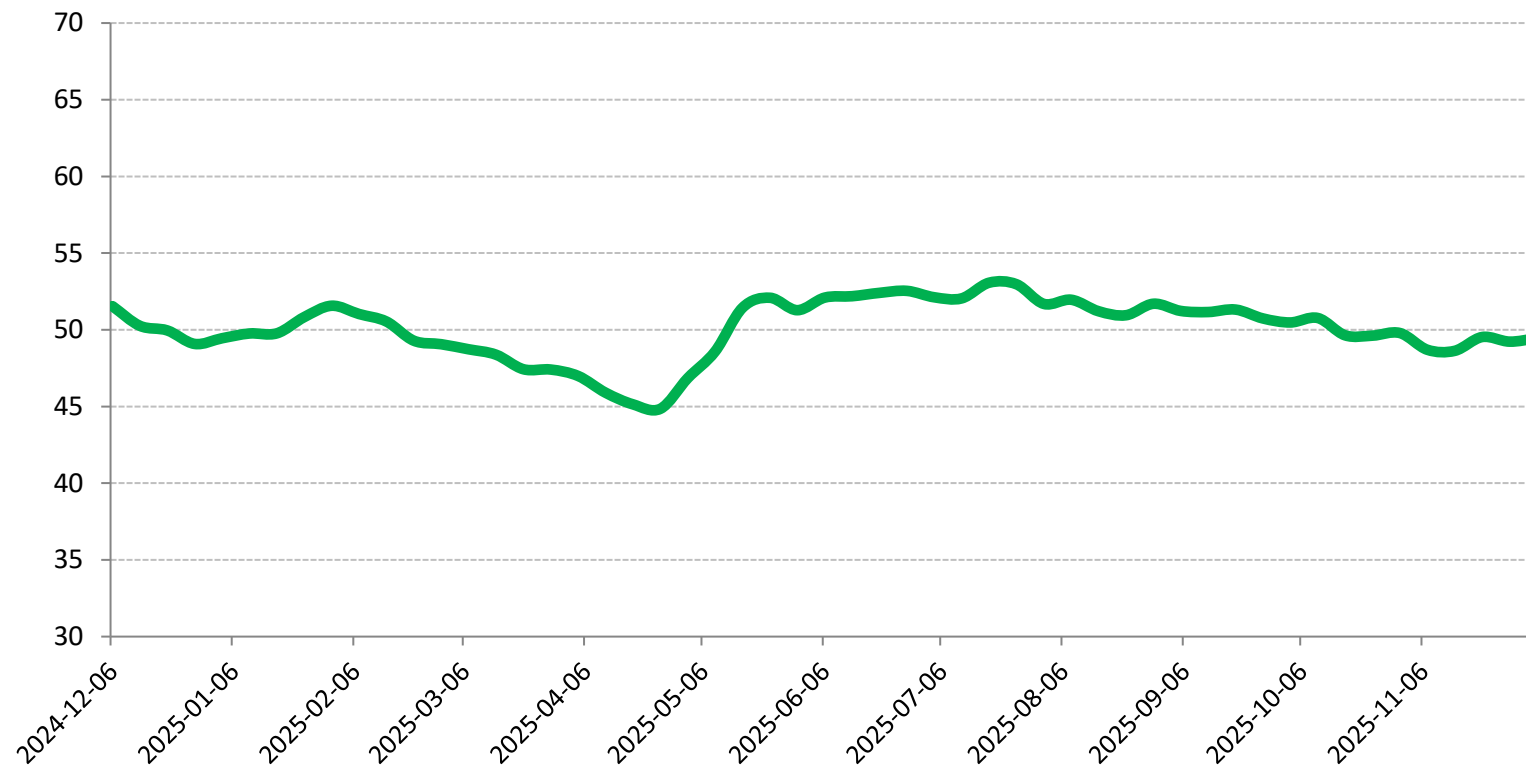
The Bloomberg Nanos Pocketbook Index is based on survey responses to questions on personal finances and job security. This sub-index was at 52.88 this week compared to 53.30 four weeks ago. The Bloomberg Nanos Expectations Index, based on surveys for the outlook for the economy and real estate prices, was at 46.02 this week compared to 44.09 four weeks ago.

The average for the BNCCI since 2008 has been 54.90 with a low of 37.08 in April 2020 and a high of 66.42 in July 2021. The index has averaged 50.07 this year.

ONE YEAR TREND LINE

Bloomberg Nanos Canadian Confidence Index (Weekly Completed December 5, 2025)

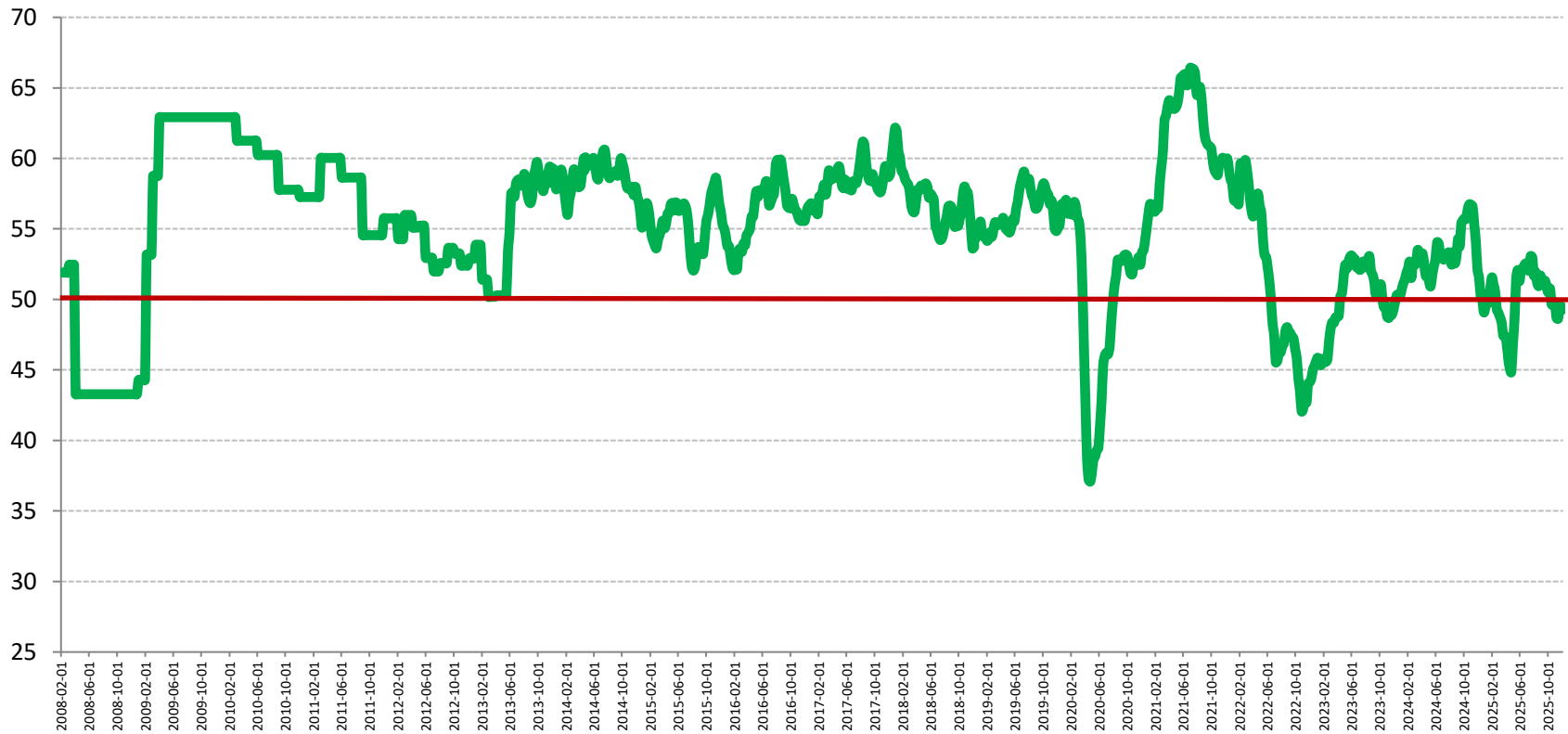
The BNCCI is a diffusion index comprised of the views of 1,000 Canadians. A score of 50 on the diffusion index indicates that positive and negative views are a wash while scores above or below 50 suggest net positive or net negative views in terms of the economic mood of Canadians. The data is based on perceptions related to personal finances, job security, economic strength, and real estate value.



Source: Nanos Research, random telephone survey (land- and cell-lines) with 1,042 Canadian consumers aged 18 years and over, ending December 5, 2025. The data is based on a four-week rolling average where each week the oldest group of 250 interviews is dropped and a new group of 250 is added. A random survey of 1,042 Canadian consumers is accurate 3.0 percentage points, plus or minus, 19 times out of 20.

LONGER TERM TREND LINE

Bloomberg Nanos Canadian Confidence Index (Weekly Completed December 5, 2025)

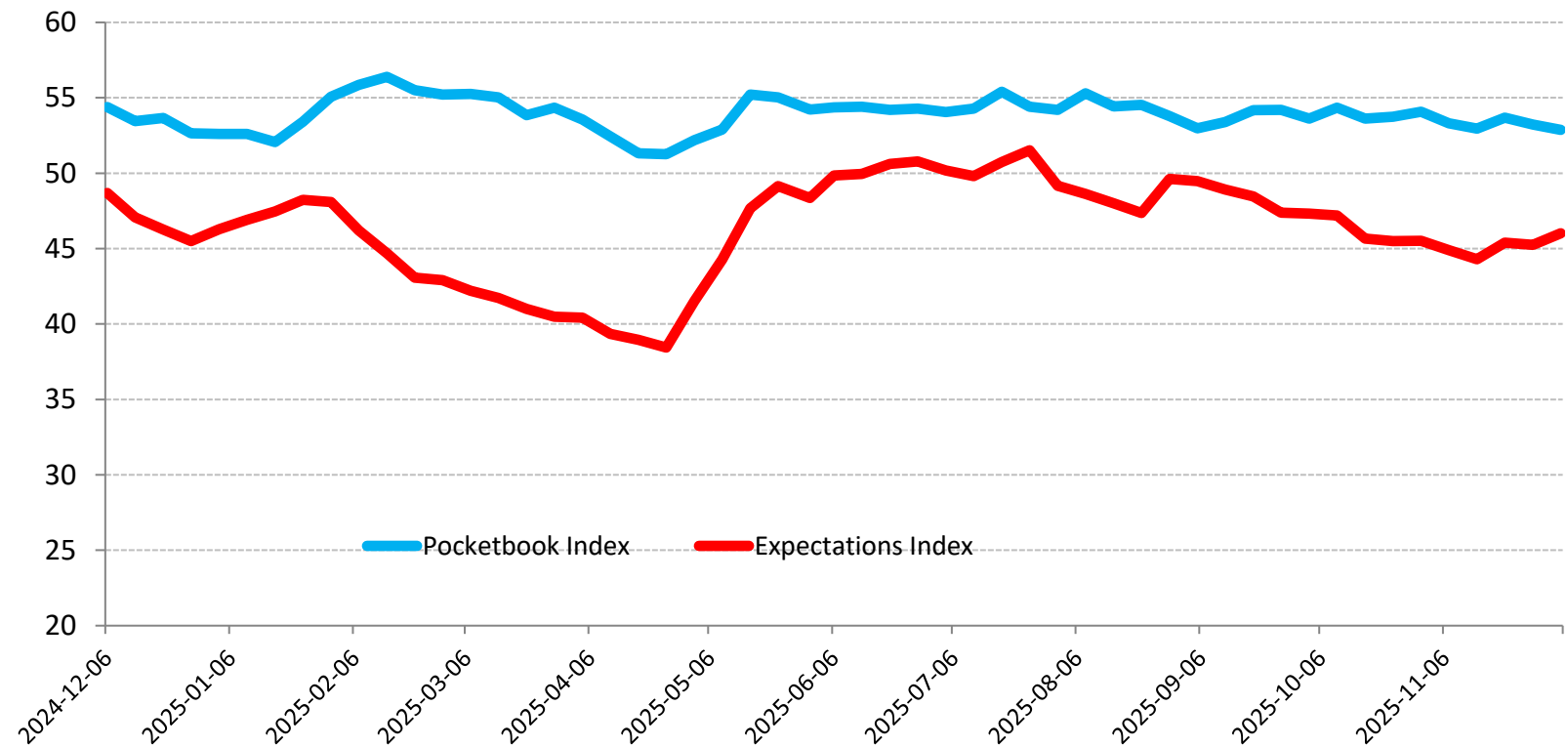


The BNCCI is a diffusion index comprised of the views of 1,000 Canadians. A score of 50 on the diffusion index indicates that positive and negative views are a wash while scores above or below 50 suggest net positive or net negative views in terms of the economic mood of Canadians. The data is based on perceptions related to personal finances, job security, economic strength, and real estate value.

The BNCCI Pocketbook and Expectations Sub-Indices are comprised of the views of 1,000 Canadians. A score of 50 on the diffusion index indicates that positive and negative views are a wash while scores above or below 50 suggest net positive or net negative views in terms of the economic mood of Canadians. The data for the Pocketbook Index is based on perceptions related to personal finances and job security, and the data for the Expectations Index is based on perceptions related to economic strength and real estate value.

ONE YEAR TREND

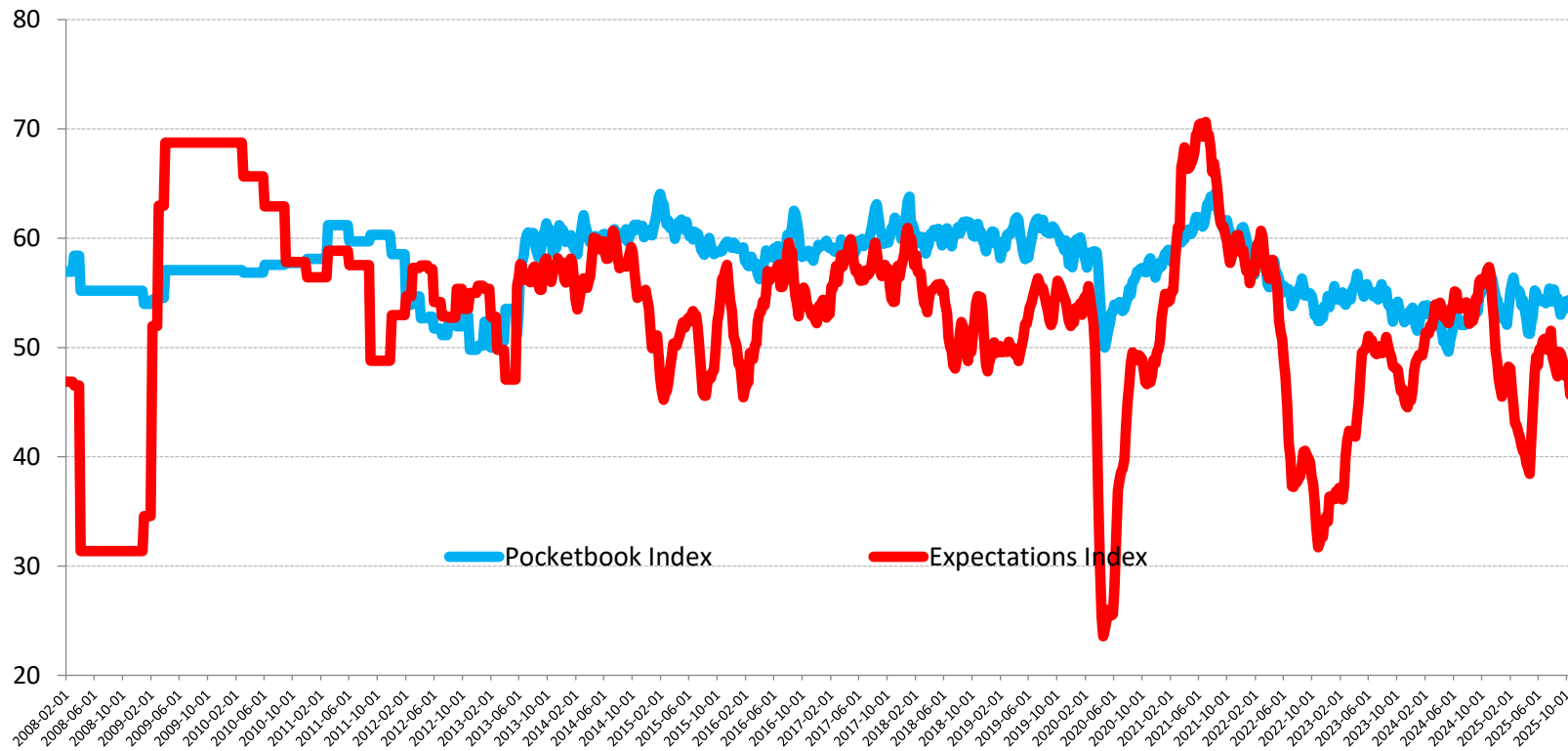
Bloomberg Nanos Canadian Pocketbook and Expectations Indices (Weekly Completed December 5, 2025)



Source: Nanos Research, random telephone survey (land- and cell-lines) with 1,042 Canadian consumers aged 18 years and over, ending December 5, 2025. The data is based on a four-week rolling average where each week the oldest group of 250 interviews is dropped and a new group of 250 is added. A random survey of 1,042 Canadian consumers is accurate 3.0 percentage points, plus or minus, 19 times out of 20.

LONGER TERM TREND

Bloomberg Nanos Canadian Pocketbook and Expectations Indices (Weekly Completed December 5, 2025)



Source: Nanos Research, random telephone survey (land- and cell-lines) with 1,042 Canadian consumers aged 18 years and over, ending December 5, 2025. The data is based on a four-week rolling average where each week the oldest group of 250 interviews is dropped and a new group of 250 is added. A random survey of 1,042 Canadian consumers is accurate 3.0 percentage points, plus or minus, 19 times out of 20.

The BNCCI Pocketbook and Expectations Sub-Indices are comprised of the views of 1,000 Canadians. A score of 50 on the diffusion index indicates that positive and negative views are a wash while scores above or below 50 suggest net positive or net negative views in terms of the economic mood of Canadians. The data for the Pocketbook Index is based on perceptions related to personal finances and job security, and the data for the Expectations Index is based on perceptions related to economic strength and real estate value.

Bloomberg Nanos Canadian Consumer Confidence Index Data Summary for December 5, 2025

	BNCCI	
This week	49.45	
Last week	49.23	
2025 high	53.07	July 18
2025 low	44.85	April 25
2025 average	50.07	
2008 average	49.21	Worst full year
2010 average	59.13	Best full year
April 24, 2020	37.08	Record low
July 2, 2021	66.42	Record high
Overall index average	54.90	

Individual Measures:

	This week	Last week	4 weeks ago	Average 2025	Average 2008-2025
Positive ratings					
Personal finances	12.49	13.59	13.60	13.55	17.53
Canadian economy	18.62	18.64	14.11	15.62	20.02
Job security	64.44	65.97	64.11	63.93	66.51
Real estate	32.44	30.85	33.89	37.60	40.13

	Better off	Worse off	No change	Don't know
Full Ratings				
Personal finances	12.49	42.93	43.06	1.52

	Stronger	Weaker	No change	Don't know
Canadian Economy	18.62	46.21	23.44	11.73

	Secure	Somewhat secure	Somewhat not secure	Not secure	Don't know
Job security	46.08	18.36	5.21	8.23	22.12


	Increase	Stay the same	Decrease	Don't know
Real estate	32.44	39.52	20.78	7.26

Source: Nanos Research, random telephone survey (land- and cell-lines) with 1,042 Canadian consumers aged 18 years and over, ending December 5, 2025. The data is based on a four-week rolling average where each week the oldest group of 250 interviews is dropped and a new group of 250 is added. A random survey of 1,042 Canadian consumers is accurate 3.0 percentage points, plus or minus, 19 times out of 20.

Bloomberg Nanos Canadian Consumer Confidence Index Data Summary for December 5, 2025

		This Week	Last Week	4 Weeks Ago	3 Months Ago	1 Year Ago	12 Month High	12 Month Low	12 Month Average
Canada									
	Economic Mood	49.45	49.23	48.70	51.23	51.54	53.07	44.85	50.08
	Pocketbook Index	52.88	53.22	53.30	52.98	54.39	56.39	51.26	53.91
	Expectations Index	46.02	45.24	44.09	49.48	48.69	51.52	38.44	46.26
Economic Mood by Demographic									
Region									
	Atlantic	52.11	56.13	52.06	53.81	51.57	57.22	43.02	51.61
	Quebec	53.47	52.38	52.16	57.00	58.32	59.34	46.07	54.26
	Ontario	47.23	46.22	46.00	48.17	48.44	51.11	43.07	47.82
	Prairies	50.02	50.53	48.80	52.42	48.70	55.15	44.07	49.46
	British Columbia	44.76	43.75	46.02	44.59	50.30	51.81	43.75	47.56
Age									
	18 to 29	50.76	50.35	47.93	51.72	53.14	57.55	46.13	52.08
	30 to 39	44.50	45.23	51.76	51.37	51.57	54.93	44.50	51.24
	40 to 49	48.63	51.48	49.62	51.05	50.50	53.48	43.00	48.92
	50 to 59	48.18	45.91	45.98	52.51	51.87	54.42	43.81	48.90
	60 plus	52.98	51.61	48.67	49.99	50.83	52.98	44.29	49.57
Income									
	\$0 to \$14,999	44.25	43.93	44.81	49.33	49.05	55.80	27.87	46.86
	\$15,000 to \$29,999	51.39	49.27	47.65	47.92	46.79	54.68	44.05	49.52
	\$30,000 to \$44,999	46.19	44.50	45.01	52.61	53.85	55.87	42.22	48.87
	\$45,000 to \$59,999	44.97	44.71	50.12	47.21	51.30	56.21	43.16	49.07
	\$60,000 to \$74,999	48.71	46.64	45.82	50.30	50.71	58.76	45.61	51.01
	\$75,000 or more	51.16	52.12	49.47	52.29	52.33	53.99	45.12	50.88
Home									
	Own	50.00	47.18	48.62	50.71	51.23	52.20	43.94	49.49
	Rent	47.53	47.18	48.74	52.56	52.23	55.97	47.11	51.44

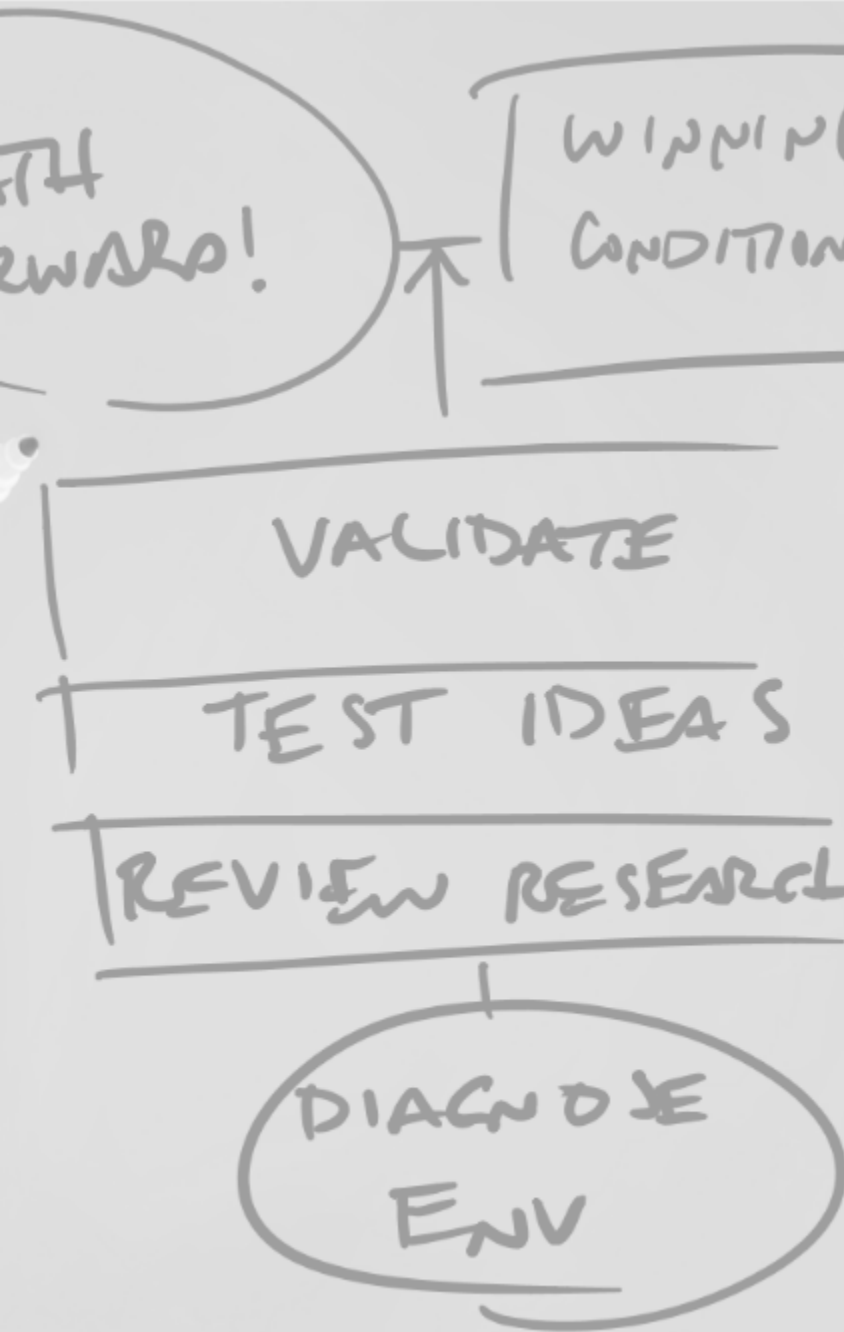
Source: Nanos Research, random telephone survey (land- and cell-lines) with 1,042 Canadian consumers aged 18 years and over, ending December 5, 2025. The data is based on a four-week rolling average where each week the oldest group of 250 interviews is dropped and a new group of 250 is added. A random survey of 1,042 Canadian consumers is accurate 3.0 percentage points, plus or minus, 19 times out of 20.



The Bloomberg Nanos Canadian Confidence Index (BNCCI) is a weekly measurement of the economic mood of Canadians on the strength of the economy, job security, real estate in their neighbourhood, and their personal financial situation. It is a composite of those variables and has two sub indices: a Bloomberg Nanos Expectations Sub-index on forward views; and, Bloomberg Nanos Pocketbook Index on their personal economic situation. The longitudinal data on the index begins in 2008 and is a significant data source for decision-makers.

For more information, visit www.bloomberg.com/news/canada or www.nanos.co

For interviews contact: Nik Nanos
Chief Data Scientist
Ottawa (613) 234-4666 ext. 237
Washington DC (202) 697-9924
nik@nanos.co



The BNCCI is produced by the Nanos Research Corporation, headquartered in Canada, which operates in Canada and the United States. The data is based on random interviews with 1,000 Canadian consumers (recruited by RDD land- and cell-line sample), using a four-week rolling average of 250 respondents each week, 18 years of age and over. The random sample of 1,000 respondents may be weighted using the latest census information for Canada.

The interviews are compiled into a four-week rolling average of 1,000 interviews where each week, the oldest group of 250 interviews is dropped and a new group of 250 interviews is added. The views of 1,000 respondents are compiled into a diffusion index from 0 to 100. A score of 50 on the diffusion index indicates that positive and negative views are a wash while scores above 50 suggest net positive views, while those below 50 suggest net negative views in terms of the economic mood of Canadians.

A random survey of 1,042 respondents in Canada is accurate 3.0 percentage points, plus or minus, 19 times out of 20. This report is based on the four waves of tracking ending December 5, 2025.

The following questions are used for the index calculations:

- Thinking of your personal finances, are you better off, worse off, or has there been no change over the past year? (Overall Confidence Index and Pocketbook Sub-Index)
- Would you describe your job, at this time, as secure, somewhat secure, somewhat not secure, or not at all secure? (Overall Confidence Index and Pocketbook Sub-Index)
- In the next six months, do you think the Canadian economy will become stronger, weaker, or will there be no change? (Overall Confidence Index and Expectations Sub-Index)
- In the next six months, do you believe that the value of real estate in your neighbourhood will increase, stay the same or decrease? (Overall Confidence Index and Expectations Sub-Index)

Bloomberg

Bloomberg, the global business and financial information and news leader, gives influential decision makers a critical edge by connecting them to a dynamic network of information, people and ideas. The company's strength – delivering data, news and analytics through innovative technology, quickly and accurately – is at the core of the Bloomberg Professional service, which provides real time financial information to more than 310,000 subscribers globally. Bloomberg News is delivered through the Bloomberg Professional service, television, radio, mobile, the Internet and two magazines, Bloomberg Businessweek and Bloomberg Markets, covers the world with more than 2,300 news and multimedia professionals at 146 bureaus in 72 countries. Headquartered in New York, Bloomberg employs more than 15,000 people in 192 locations around the world.



Nanos is one of North America's most trusted research and strategy organizations. Our team of professionals is regularly called upon by senior executives to deliver superior intelligence and market advantage whether it be helping to chart a path forward, managing a reputation or brand risk or understanding the trends that drive success. Services range from traditional telephone surveys, through to elite in-depth interviews, online research and focus groups. Nanos clients range from Fortune 500 companies through to leading advocacy groups interested in understanding and shaping the public landscape. Whether it is understanding your brand or reputation, customer needs and satisfaction, engaging employees or testing new ads or products, Nanos provides insight you can trust.

Element	Description	Element	Description
Research sponsor	Nanos Research	Weighting of Data	The results were weighted by age and gender using the latest Census information (2021) and the sample is geographically stratified to ensure a distribution across all regions of Canada. See tables for full weighting disclosure.
Population and Final Sample Size	1,042 Randomly selected individuals, four week rolling average of 250 interviews a week.	Screening	Screening ensured potential respondents did not work in the market research industry, in the advertising industry, in the media or a political party prior to administering the survey to ensure the integrity of the data.
Margin of Error	±3.0 percentage points, 19 times out of 20.	Excluded Demographics	Individuals younger than 18 years old; individuals without land or cell line or internet could not participate.
Mode of Survey	Recruited by RDD dual frame (land- and cell-lines) telephone survey.	Stratification	By age and gender using the latest Census information (2021) and the sample is geographically stratified to be representative of Canada. Smaller areas such as Atlantic Canada were marginally oversampled to allow for a minimum regional sample.
Sampling Method Base	The sample included both land- and cell-lines RDD (Random Digit Dialed) across Canada.	Estimated Response Rate	Six percent, consistent with industry norms.
Demographics (Captured)	Atlantic Canada, Quebec, Ontario, Prairies, British Columbia; Men and Women; 18 years and older. Six-digit postal code was used to validate geography.	Question Order	Question order in the preceding report reflects the order in which they appeared in the original questionnaire (party options were randomized in their introduction)
Demographics (Other)	Age, gender, education, income	Question Content	This was module two of an omnibus survey. Respondents were asked for their opinions the state of their personal finances, the Canadian economy, their perception of their job security and six-month views of real estate in their neighbourhood.
Fieldwork/Validation	Live interviews with live supervision to validate work.	Question Wording	The questions in the appended tabulations are written exactly as they were asked to individuals.
Number of Calls	Maximum of five call backs.	Research/Data Collection Supplier	Nanos Research
Time of Calls	Local time 5:00-9:00 pm, on weekends 12:00- 6:00 pm	Contact	Contact Nanos Research for more information or with any concerns or questions. http://www.nanos.co Telephone:(613) 234-4666 ext. 237 Email: info@nanosresearch.com.
Field Dates	Four-week period December 5, 2025		
Language of Survey	The survey was conducted in both English and French.		
Standards	Nanos Research is a member of the Canadian Research Insights Council (CRIC) and confirms that this research fully complies with all CRIC Standards including the CRIC Public Opinion Research Standards and Disclosure Requirements. https://canadianresearchinsightscouncil.ca/standards/		



As one of North America's premier market and public opinion research firms, we put strategic intelligence into the hands of decision makers. The majority of our work is for private sector and public facing organizations and ranges from market studies, managing reputation through to leveraging data intelligence. Nanos Research offers a vertically integrated full service quantitative and qualitative research practice to attain the highest standards and the greatest control over the research process. www.nanos.co

nanos dimap analytika



This international joint venture between [dimap](http://www.dimap.com) and [Nanos](http://www.nanos.co) brings together top research and data experts from North American and Europe to deliver exceptional data intelligence to clients. The team offers data intelligence services ranging from demographic and sentiment microtargeting; consumer sentiment identification and decision conversion; and, data analytics and profiling for consumer persuasion. www.nanosdimap.com

EthicStratēgies

Ethic Strategies was created by the founding partners of [PAA Advisory](http://www.paaadvisory.com) and the [Nanos Research Corporation](http://www.nanos.co), both recognized leaders in research, advocacy, and advisory. Ethic provides bespoke strategic counsel, advice, and communications strategies to organizations facing serious issues. www.ethicstrategies.com



NANOS IS YOUR GO-TO HIGH-STAKES RESEARCH PARTNER.

Delivering world-class solutions since 1987,
we are the leader in high velocity data insights and visualization.

Market | Consumer | Reputation | Policy | Insight

For more information about our services, please visit us at:

www.nanos.co

2025 - Bloomberg - Tracking ending December 5th - STAT SHEET

Methodology: RDD dual frame (land- and cell-lines) random telephone survey of 1,042 Canadians, 18 years of age and older. Four week rolling average (250 per week) ending December 5th, 2025. The margin of error is ±3.0 percentage points, 19 times out of 20.

Note: Responses with a sample size of less than 30 have been suppressed

www.nanos.co

			Region						Gender		Age				
			Canada 2025-12-05	Atlantic	Quebec	Ontario	Prairies	British Columbia	Male	Female	18 to 29	30 to 39	40 to 49	50 to 59	60 plus
Question - Thinking of your personal finances, are you better off, worse off or has there been no change over the past year?	Total	Unwgt N	1042	107	262	299	201	173	578	464	101	120	127	218	476
		Wgt N	1000	100	248	300	200	152	485	515	197	163	187	189	265
	Better off	%	12.5												
	Worse off	%	42.9												
	There has been no change	%	43.1												
			Unsure	%	1.5										

Subscribers only - visit the Nanos Data Portal at <https://www.nanos.co/dataportal/>

			Region						Gender		Age				
			Canada 2025-12-05	Atlantic	Quebec	Ontario	Prairies	British Columbia	Male	Female	18 to 29	30 to 39	40 to 49	50 to 59	60 plus
Question - Thinking of the upcoming year do you think the Canadian economy will become stronger, weaker or will there be no change?	Total	Unwgt N	1042	107	262	299	201	173	578	464	101	120	127	218	476
		Wgt N	1000	100	248	300	200	152	485	515	197	163	187	189	265
	Stronger	%	18.6												
	Weaker	%	46.2												
	There will be no change	%	23.4												
			Don't know	%	11.7										

Subscribers only - visit the Nanos Data Portal at <https://www.nanos.co/dataportal/>

			Region						Gender		Age				
			Canada 2025-12-05	Atlantic	Quebec	Ontario	Prairies	British Columbia	Male	Female	18 to 29	30 to 39	40 to 49	50 to 59	60 plus
Question - Would you describe your job, at this time, as secure, somewhat secure, somewhat not secure or not at all secure?	Total	Unwgt N	1042	107	262	299	201	173	578	464	101	120	127	218	476
		Wgt N	1000	100	248	300	200	152	485	515	197	163	187	189	265
	Secure	%	46.1												
	Somewhat secure	%	18.4												
	Somewhat not secure	%	5.2												
			Not at all secure	%	8.2										
			Unsure	%	22.1										

Subscribers only - visit the Nanos Data Portal at <https://www.nanos.co/dataportal/>

			Region						Gender		Age				
			Canada 2025-12-05	Atlantic	Quebec	Ontario	Prairies	British Columbia	Male	Female	18 to 29	30 to 39	40 to 49	50 to 59	60 plus
Question - In the next six months, do you believe that the value of real estate in your neighborhood will increase, stay the same or decrease?	Total	Unwgt N	1042	107	262	299	201	173	578	464	101	120	127	218	476
		Wgt N	1000	100	248	300	200	152	485	515	197	163	187	189	265
	Increase	%	32.4												
	Stay the same	%	39.5												
	Decrease	%	20.8												
			Unsure	%	7.3										

Subscribers only - visit the Nanos Data Portal at <https://www.nanos.co/dataportal/>