


Canadians twice as likely to rate Prime Minister Mark Carney's trade talks with US President Donald Trump positively.

National survey released September, 2025
Field: August 30th to September 3rd, 2025
Submission 2025-2893

THE GLOBE AND MAIL^{*}





This research gauge the opinion of Canadians on trade with the United-States.

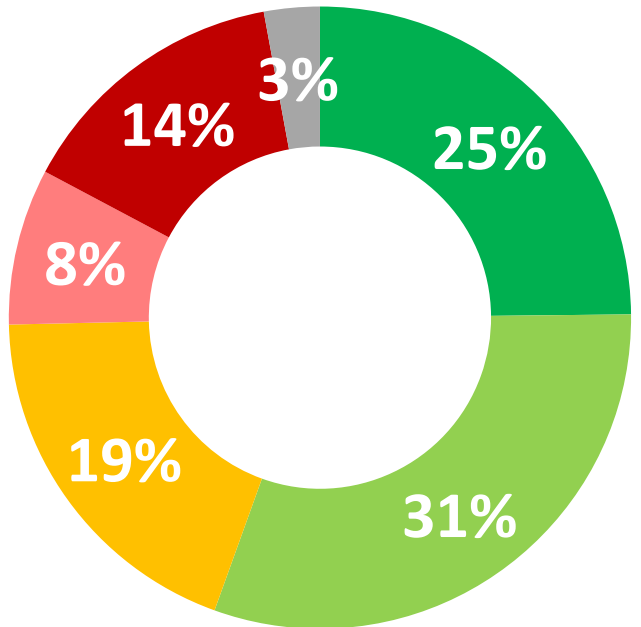
Nanos conducted an RDD dual frame (land- and cell-lines) hybrid telephone and online random survey of 1,028 Canadians, 18 years of age or older, between August 30th and September 3rd, 2025 as part of an omnibus survey.

The margin of error for this survey is ± 3.1 percentage points, 19 times out of 20.

The statistical tabulations including the unweighted and weighted number of interviews can be accessed [here](#).

The research was commissioned by the Globe and Mail and was conducted by Nanos Research

Impressions of Carney's performance in dealing with Trump on trade issues



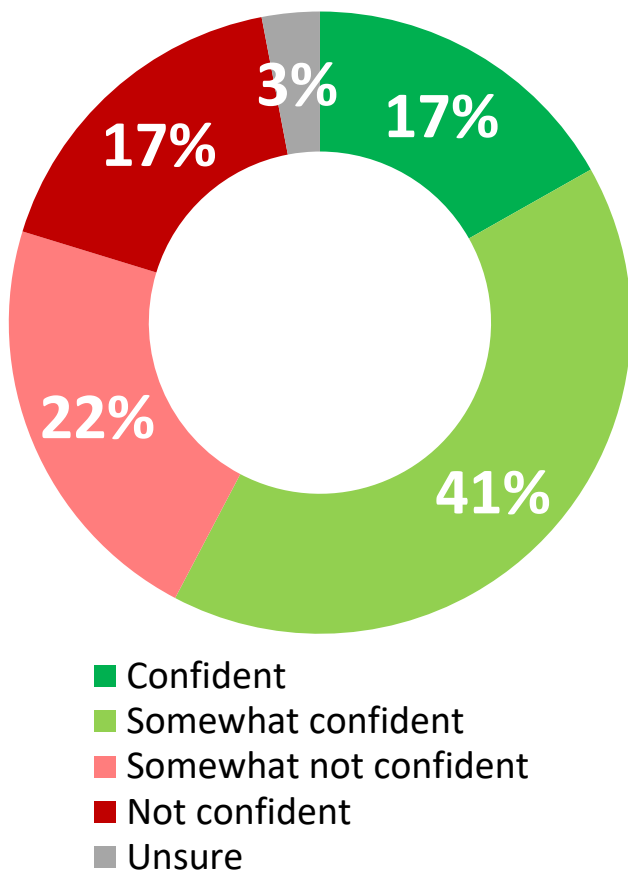
Very good Good Average
Poor Very Poor Unsure

*Weighted to the true population proportion.
*Charts may not add up to 100 due to rounding.

Very good/Good	Atlantic (n=107)	Quebec (n=190)	Ontario (n=360)	Prairies (n=213)	BC (n=158)
	58.8%	49.1%	61.1%	49.6%	56.6%
Very poor/Poor	Men (n=537)	Women (n=491)	18 to 34 (n=194)	35 to 54 (n=397)	55 plus (n=437)
	51.7%	59.2%	46.8%	51.5%	64.3%
Very poor/Poor	Atlantic (n=107)	Quebec (n=190)	Ontario (n=360)	Prairies (n=213)	BC (n=158)
	20.1%	15.7%	22.1%	31.7%	24.1%
Very poor/Poor	Men (n=537)	Women (n=491)	18 to 34 (n=194)	35 to 54 (n=397)	55 plus (n=437)
	28.4%	16.8%	25.6%	24.5%	18.8%

Q – Would you rate Prime Minister Mark Carney's performance in dealing with US President Donald Trump on trade issues as very good, good, average, poor or very poor?

Source: Source: Nanos Research, RDD dual frame hybrid telephone and online random survey, August 30th to September 3rd, 2025, n=1028, accurate 3.1 percentage points plus or minus, 19 times out of 20.



*Weighted to the true population proportion.
*Charts may not add up to 100 due to rounding.

Level of confidence in Canada protecting its economic interest

Confident/Somewhat confident	Atlantic (n=107)	Quebec (n=190)	Ontario (n=360)	Prairies (n=213)	BC (n=158)
	64.1%	49.0%	58.8%	59.1%	64.2%
Not confident/Somewhat not confident	Men (n=537)	Women (n=491)	18 to 34 (n=194)	35 to 54 (n=397)	55 plus (n=437)
	54.8%	60.5%	49.0%	58.3%	62.9%
Not confident/Somewhat not confident	Atlantic (n=107)	Quebec (n=190)	Ontario (n=360)	Prairies (n=213)	BC (n=158)
	29.9%	48.7%	38.4%	37.1%	33.5%
Not confident/Somewhat not confident	Men (n=537)	Women (n=491)	18 to 34 (n=194)	35 to 54 (n=397)	55 plus (n=437)
	43.1%	35.6%	45.7%	39.0%	35.4%

Q – Are you confident, somewhat confident, somewhat not confident or not confident that Canada can protect its economic interest if a new agreement is reached with the United States?

Source: Source: Nanos Research, RDD dual frame hybrid telephone and online random survey, August 30th to September 3rd, 2025, n=1028, accurate 3.1 percentage points plus or minus, 19 times out of 20.

METHODOLOGY

Nanos conducted an RDD dual frame (land- and cell-lines) hybrid telephone and online random survey of 1,028 Canadians, 18 years of age or older, between August 30th and September 3rd, 2025 as part of an omnibus survey. Participants were randomly recruited by telephone using live agents and administered a survey online. The sample included both land- and cell-lines across Canada. The results were statistically checked and weighted by age and gender using the latest Census information and the sample is geographically stratified to be representative of Canada.

Individuals randomly called using random digit dialling with a maximum of five call backs.

The margin of error for this survey is ± 3.1 percentage points, 19 times out of 20.

This study was commissioned by the Globe and Mail and the research was conducted by Nanos Research.

Full data tables with weighted and unweighted number of interviews is [here](#)

Note: Charts may not add up to 100 due to rounding



Element	Description	Element	Description
Research sponsor	The Globe and Mail	Weighting of Data	The results were weighted by age and gender using the latest Census information (2021) and the sample is geographically stratified to ensure a distribution across all regions of Canada. See tables for full weighting disclosure
Population and Final Sample Size	1028 Randomly selected individuals.	Screening	Screening ensured potential respondents did not work in the market research industry, in the advertising industry, in the media or a political party prior to administering the survey to ensure the integrity of the data.
Source of Sample	Nanos Insights Lab	Excluded Demographics	Individuals younger than 18 years old; individuals without land or cell lines, and individuals without internet access could not participate.
Type of Sample	Probability	Stratification	By age and gender using the latest Census information (2021) and the sample is geographically stratified to be representative of Canada. Smaller areas such as Atlantic Canada were marginally oversampled to allow for a minimum regional sample.
Margin of Error	±3.1 percentage points, 19 times out of 20.	Estimated Response Rate	14 percent, consistent with industry norms.
Mode of Survey	RDD dual frame (land- and cell-lines) hybrid telephone and online omnibus survey	Question Order	Question order in the preceding report reflects the order in which they appeared in the original questionnaire.
Sampling Method Base	The sample included both land- and cell-lines RDD (Random Digit Dialed) across Canada.	Question Content	Topics on the omnibus ahead of the survey content included: views on political issues, views on economic issues, views on helping Ukraine, views on Canada-US tariffs issues and Canada-China trade relationship.
Demographics (Captured)	Atlantic Canada, Quebec, Ontario, Prairies, British Columbia; Men and Women; 18 years and older. Six-digit postal code was used to validate geography.	Question Wording	The questions in the preceding report are written exactly as they were asked to individuals.
Fieldwork/Validation	Individuals were recruited using live interviews with live supervision to validate work, the research questions were administered online	Research/Data Collection Supplier	Nanos Research
Number of Calls	Maximum of five call backs to those recruited.	Contact	Contact Nanos Research for more information or with any concerns or questions. http://www.nanos.co Telephone:(613) 234-4666 ext. 237 Email: info@nanosresearch.com.
Time of Calls	Individuals recruited were called between 12-5:30 pm and 6:30-9:30pm local time for the respondent.	Tabulations	By region, age and gender
Field Dates	August 30 th to September 3 rd , 2025.		
Language of Survey	The survey was conducted in both English and French.		
Standards	Nanos Research is a member of the Canadian Research Insights Council (CRIC) and confirms that this research fully complies with all CRIC Standards including the CRIC Public Opinion Research Standards and Disclosure Requirements. https://canadianresearchinsightscouncil.ca/standards/		



As one of North America's premier market and public opinion research firms, we put strategic intelligence into the hands of decision makers. The majority of our work is for private sector and public facing organizations and ranges from market studies, managing reputation through to leveraging data intelligence. Nanos Research offers a vertically integrated full service quantitative and qualitative research practice to attain the highest standards and the greatest control over the research process. www.nanos.co

nanos dimap analytika



This international joint venture between [dimap](http://www.dimap.com) and [Nanos](http://www.nanos.co) brings together top research and data experts from North American and Europe to deliver exceptional data intelligence to clients. The team offers data intelligence services ranging from demographic and sentiment microtargeting; consumer sentiment identification and decision conversion; and, data analytics and profiling for consumer persuasion. www.nanosdimap.com

EthicStratēgies

Ethic Strategies was created by the founding partners of [PAA Advisory](http://www.paaadvisory.com) and the [Nanos Research Corporation](http://www.nanos.co), both recognized leaders in research, advocacy, and advisory. Ethic provides bespoke strategic counsel, advice, and communications strategies to organizations facing serious issues. www.ethicstrategies.com

Any questions?



Nanos Research

(613) 234-4666, ext. 237

ea@nanosresearch.com

For more information on the firm, please visit www.nanos.co





NANOS IS YOUR GO-TO HIGH-STAKES RESEARCH PARTNER.

Delivering world-class solutions since 1987,
we are the leader in high velocity data insights and visualization.

Market | Consumer | Reputation | Policy | Insight

For more information about our services, please visit us at:

www.nanos.co