

ELXN CALL > LPC 42.6, CPC 39.9, NDP 7.8,  
BQ 6.4, GP 1.9, PPC 1.1 (One day survey on  
April 27, 2025)

*The final Globe and Mail/CTV News/Nanos tracking is complete. The interviews were completed today (Sunday April 27) and released the same day.*

*2025 was a seismic period in federal politics. The year opened with the Conservatives at 47 percent support followed by the Liberals at a lowly 20 percent on the eve of Justin Trudeau's resignation. Fast forward and with the Trudeau resignation, Trump tariff attacks and the Liberals electing Carney as party leader, what looked like a Liberal Party on its deathbed is a party that has led in ballot support for the whole election.*

*That said, ballot support does not usually convert into seats. If the past helps inform the future the Conservatives, who won the popular support in the last two elections, were not able to efficiently convert that support into the greatest number of seats. All this boils down to an election where Liberal votes were driven by the Carney personal brand and worry about managing US President Trump while the Conservative votes were driven by a strong appetite for change and a Conservative agenda.*

*As of Sunday night, the one day election call by Nanos has the Liberals at 42.6 percent, followed by the Conservatives at 39.9 percent and the NDP at 7.8 percent. Asked who Canadians would prefer as Prime Minister, Carney comes in at 51.9 percent followed by Poilievre at 32.1 percent in the one day election call data for Sunday only.*

*Readers should note that a double daily sample was conducted on Saturday and Sunday and that the election call is based on a one day sample on Sunday only. (Tracking ending April 27).*

**Nik Nanos, Chief Data Scientist**

**April 27, 2025**

Ballot Support  
2 Day Apr 26-27,  
n=1,645  
±2.4

ELXN CALL Ballot  
1 Day Apr 27 only,  
n=863  
±3.4

Ballot Support  
2 Day Apr 26-27,  
n=1,645  
±2.4

ELXN CALL Ballot  
1 Day Apr 27 only,  
n=863  
±3.4

Liberal

42.4%

42.6%

BLOC  
Québécois

6.5%

6.4%



39.4%

39.9%

GREEN  
PARTY

2.3%

1.9%

NDP

7.9%

7.8%

PPC

1.1%

1.1%

Source: CTV-Globe and Mail/Nanos Research tracking survey. See full methodology here. (The percentages above are of decided voters, from the total sample 4% were undecided in the 2 day sample April 26-27, 3% were undecided in the 1 day sample April 27 only)

Preferred PM  
2 Day ending Apr  
26-27, n=1,707  
±2.4

Preferred PM  
1 Day Apr 27 only,  
n=863  
±3.4

Preferred PM  
2 Day ending Apr  
26-27, n=1,707  
±2.4

Preferred PM  
1 Day Apr 27 only,  
n=863  
±3.4

CARNEY



50.5%

51.9%

POILIEVRE



33.8%

32.1%

SINGH



5.0%

5.8%

MAY/  
BERNIER PEDNEAULT\* BLANCHET



2.8%

3.1%



1.5%

0.9%



1.1%

1.1%

Source: CTV-Globe and Mail/Nanos Research tracking survey. See full methodology here. On the preferred PM, 3% were undecided in the 2 day sample April 26-27, and 3% were undecided in the 1 day sample April 27 only.

# Ballot – Decided Only

Canada – Federal Special Issue – Ballot (decided only)

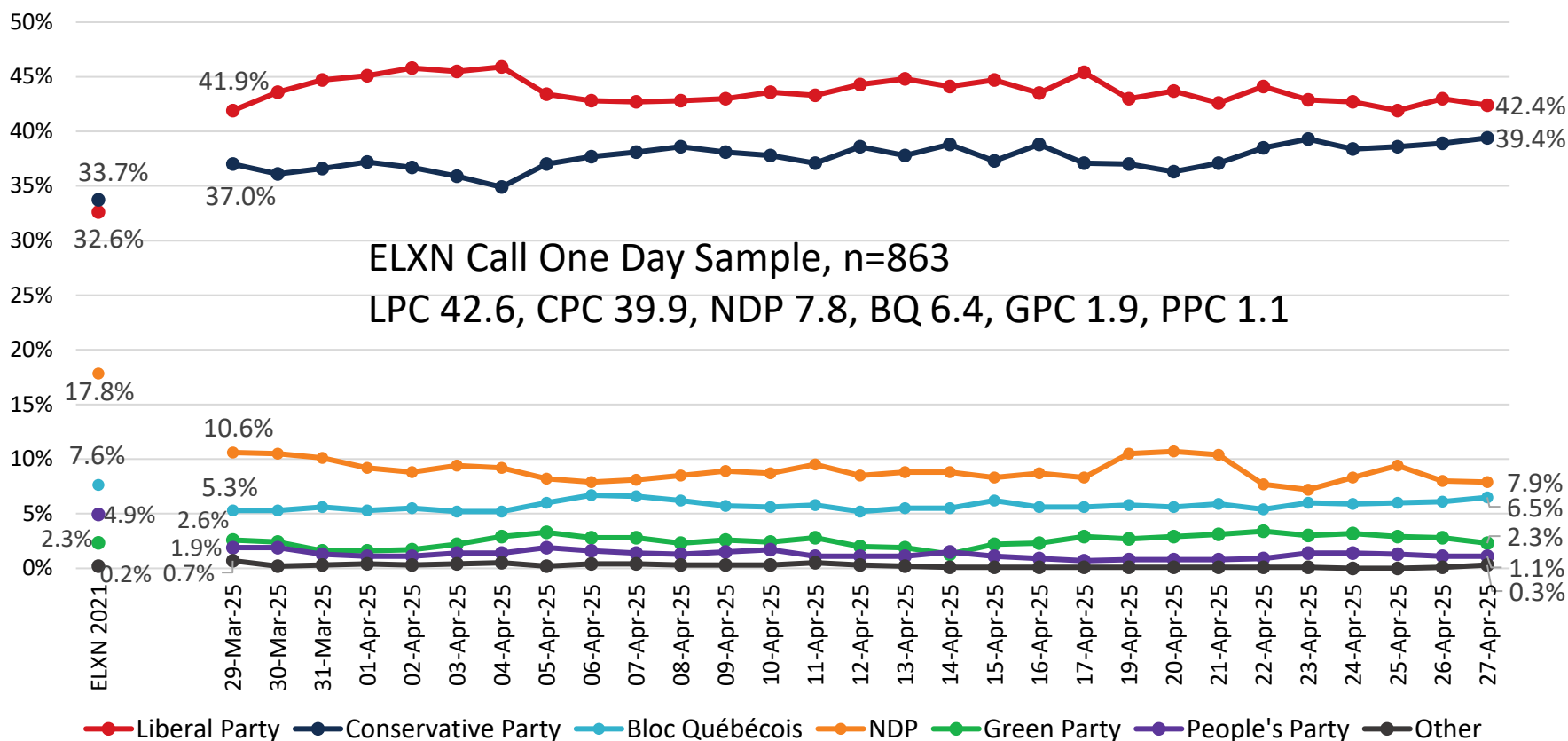
(April 26 and 27, 2025, n=1,645) – Legend order based on current number of seats at dissolution.

**Question:** [VOTE PROFILE] For those parties you would consider voting for FEDERALLY, could you please rank your top two current local preferences? [UNPROMPTED] [DECIDED ONLY]

**Source:** Globe and Mail-CTV/Nanos Research tracking survey, April 26 and 27, 2025, n=1,707, accurate 2.4 percentage points plus or minus, 19 times out of 20. Percentages are weighted to be representative of the population by age, gender and stratified by geography. [See full methodology here.](#)

Contact: Nik Nanos

Ottawa: (613) 234-4666 x 237  
 Washington DC: (202) 697-9924  
[nik@nanos.co](mailto:nik@nanos.co)









# Ballot – by region

Canada – Federal Special Issue – Ballot (decided only)  
(April 26 and 27, 2025 n=1,645)

**Question:** [VOTE PROFILE] For those parties you would consider voting for FEDERALLY, could you please rank your top two current local preferences? [UNPROMPTED]

**Source:** Globe and Mail-CTV/Nanos Research tracking survey, April 26 and 27, 2025, n=1,707, accurate 2.4 percentage points plus or minus, 19 times out of 20. Percentages are weighted to be representative of the population by age, gender and stratified by geography. [See full methodology here.](#)

Contact: Nik Nanos  
Ottawa: (613) 234-4666 x 237  
Washington DC: (202) 697-9924  
[nik@nanos.co](mailto:nik@nanos.co)

	Canada	Atlantic	Quebec	Ontario	Prairies	BC
Order based on current number of seats at dissolution	Weighted	n=104	n=357	n=581	n=278	n=218
	Unweighted	n=169	n=403	n=480	n=333	n=260
 Liberal Party of Canada	42.4%	52.0%	42.3%	46.1%	31.8%	41.8%
 Conservative Party of Canada	39.4%	36.3%	22.0%	43.3%	54.9%	39.3%
 Bloc Québécois	6.5%	0.0%	28.2%	0.0%	0.0%	0.0%
 New Democratic Party	7.9%	8.5%	3.5%	7.0%	11.3%	12.7%
 Green Party of Canada	2.3%	2.1%	2.7%	2.2%	1.1%	3.7%
 People's Party of Canada	1.1%	0.6%	1.3%	1.0%	0.9%	1.7%
Other	0.3%	0.6%	0.0%	0.4%	0.0%	0.9%







# Ballot – by age and gender

Canada – Federal Special Issue – Ballot (decided only)  
 (April 26 and 27, 2025 n=1,645)

**Question:** [VOTE PROFILE] For those parties you would consider voting for FEDERALLY, could you please rank your top two current local preferences? [UNPROMPTED]

**Source:** Globe and Mail-CTV/Nanos Research tracking survey, April 26 and 27, 2025, n=1,707, accurate 2.4 percentage points plus or minus, 19 times out of 20. Percentages are weighted to be representative of the population by age, gender and stratified by geography. [See full methodology here.](#)

Contact: Nik Nanos  
 Ottawa: (613) 234-4666 x 237  
 Washington DC: (202) 697-9924  
[nik@nanos.co](mailto:nik@nanos.co)

	Canada	Men	Women	18 to 34	35 to 54	55 plus
Order based on current number of seats at dissolution	Weighted	n=737	n=801	n=416	n=505	n=617
	Unweighted	n=842	n=803	n=341	n=549	n=755
 Liberal Party of Canada	42.4%	33.8%	50.4%	31.9%	39.0%	52.3%
 Conservative Party of Canada	39.4%	50.1%	29.5%	40.5%	45.6%	33.5%
 Bloc Québécois	6.5%	7.1%	6.0%	6.9%	5.6%	7.1%
 NDP	7.9%	5.5%	10.1%	13.0%	7.0%	5.2%
 GREEN PARTY	2.3%	2.1%	2.5%	5.2%	1.3%	1.2%
 PPC	1.1%	1.1%	1.1%	1.6%	1.5%	0.5%
Other	0.3%	0.3%	0.3%	1.0%	0.0%	0.1%

# Vote Profile and Ballot







*(April 26 and 27, 2025 n=1,707). Order based on current number of seats at dissolution.*

For those parties you would consider voting for FEDERALLY, could you please rank your top two current local preferences? [UNPROMPTED] OR [IF UNDECIDED] Are you currently leaning towards any particular FEDERAL party? If you are, which party would that be? [UNPROMPTED]

**Source:** Globe and Mail-CTV/Nanos Research tracking survey, April 26 and 27, 2025, n=1,707, accurate 2.4 percentage points plus or minus, 19 times out of 20. Percentages are weighted to be representative of the population by age, gender and stratified by geography. [See full methodology here.](#)

Contact: Nik Nanos  
[nik@nanos.co](mailto:nik@nanos.co)

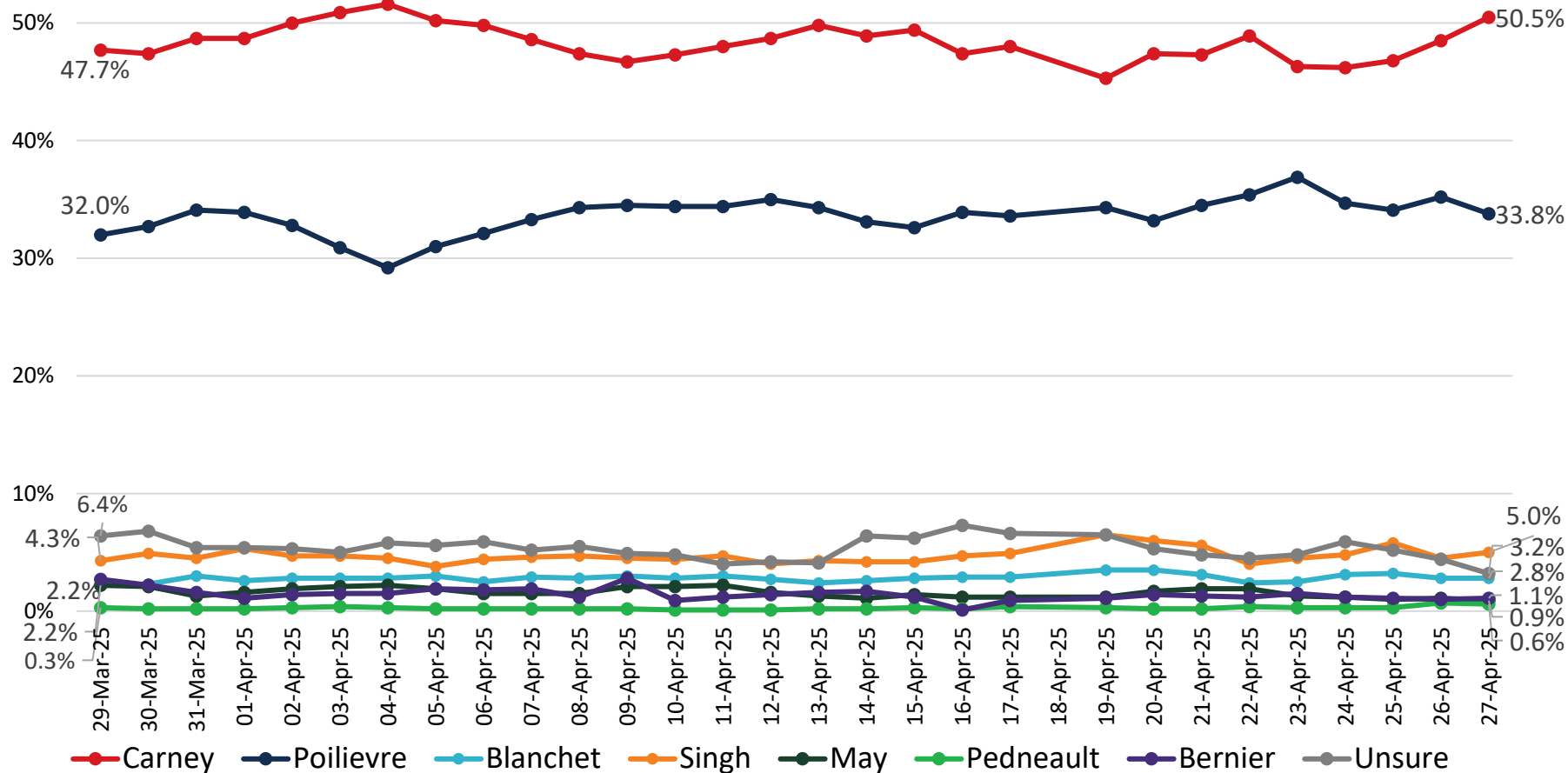
Ottawa: (613) 234-4666 x 237  
Website: [www.nanos.co](http://www.nanos.co)  
Methodology: [www.nanos.co/method](http://www.nanos.co/method)

Party	All Voters including Undecided	Ballot - Decided Voters Only
 Liberal Party of Canada	40.8%	42.4%
 Conservative Party of Canada	37.9%	39.4%
 Bloc Québécois	6.3%	6.5%
 New Democratic Party	7.6%	7.9%
 Green Party of Canada	2.2%	2.3%
 People's Party of Canada	1.1%	1.1%
Other	0.3%	0.3%
Undecided	3.9%	--



# Preferred Prime Minister

Canada – Federal Special Issue – Preferred Prime Minister First Ranked Choice  
 (April 26 and 27, 2025, n=1,707) – Legend order based on current number of seats at dissolution.



**Question:** Of the current federal political party leaders, could you please rank your top two current preferences for Prime Minister?  
 [ROTATE PARTY LEADERS]








**Source:** CTV-Globe and Mail/Nanos Research tracking survey, April 26 and 27, 2025, n=1,707, accurate 2.4 percentage points plus or minus, 19 times out of 20. Percentages are weighted to be representative of the population by age, gender and stratified by geography. [See full methodology here.](#)

Contact: Nik Nanos  
 Ottawa: (613) 234-4666 x 237  
 Washington DC: (202) 697-9924  
[nik@nanos.co](mailto:nik@nanos.co)



# Preferred Prime Minister – by region

Canada – Federal Special Issue – Preferred Prime Minister First Ranked Choice  
(April 26 and 27, 2025, n=1,707)

	Order based on current number of seats at dissolution	Canada	Atlantic	Quebec	Ontario	Prairies	BC
		Weighted	n=107	n=370	n=618	n=283	n=222
		Unweighted	n=174	n=418	n=509	n=340	n=266
	Mark Carney – Liberal Party of Canada	50.5%	56.7%	50.4%	53.1%	40.4%	53.4%
	Pierre Poilievre – Conservative Party of Canada	33.8%	32.7%	19.8%	36.6%	47.8%	32.0%
	Yves-François Blanchet – Bloc Québécois	2.8%	0.4%	11.4%	0.0%	0.6%	0.0%
	Jagmeet Singh – New Democratic Party	5.0%	3.6%	3.5%	4.9%	6.9%	6.3%
	Elizabeth May – Green Party of Canada Co-Leader	0.9%	1.1%	1.5%	0.6%	0.4%	1.3%
	Jonathan Pedneault – Green Party of Canada Co-Leader	0.6%	0.0%	1.4%	0.4%	0.2%	0.8%
	Maxime Bernier – People’s Party of Canada	1.1%	0.4%	1.9%	0.9%	0.0%	2.1%
	None	2.0%	3.4%	2.7%	1.8%	1.5%	1.4%
	Unsure	3.2%	1.7%	7.1%	1.7%	2.3%	2.5%








**Question:** Of the current federal political party leaders, could you please rank your top two current preferences for Prime Minister? [ROTATE PARTY LEADERS]

**Source:** Globe and Mail-CTV/Nanos Research tracking survey, April 26 and 27, 2025, n=1,707, accurate 2.4 percentage points plus or minus, 19 times out of 20. Percentages are weighted to be representative of the population by age, gender and stratified by geography. [See full methodology here.](#)

Contact: Nik Nanos  
Ottawa: (613) 234-4666 x 237  
Washington DC: (202) 697-9924  
[nik@nanos.co](mailto:nik@nanos.co)

# Preferred Prime Minister – by age and gender

Canada – Federal Special Issue – Preferred Prime Minister First Ranked Choice  
(April 26 and 27, 2025, n=1,707)

	Order based on current number of seats at dissolution	Canada	Men	Women	18 to 34	35 to 54	55 plus
		Weighted	n=779	n=821	n=439	n=522	n=639
		Unweighted	n=884	n=823	n=357	n=567	n=783
	Mark Carney – Liberal Party of Canada	50.5%	46.0%	54.8%	41.0%	48.6%	58.6%
	Pierre Poilievre – Conservative Party of Canada	33.8%	40.1%	27.7%	33.2%	37.8%	30.9%
	Yves-François Blanchet – Bloc Québécois	2.8%	3.1%	2.4%	4.2%	2.9%	1.7%
	Jagmeet Singh – New Democratic Party	5.0%	3.1%	6.9%	9.3%	3.3%	3.5%
	Elizabeth May – Green Party of Canada Co-Leader	0.9%	0.6%	1.2%	1.9%	0.7%	0.4%
	Jonathan Pedneault – Green Party of Canada Co-Leader	0.6%	1.1%	0.1%	1.3%	0.0%	0.7%
	Maxime Bernier – People’s Party of Canada	1.1%	1.2%	1.0%	1.5%	1.9%	0.2%
	None	2.0%	1.8%	2.1%	1.9%	2.2%	1.9%
	Unsure	3.2%	2.9%	3.5%	5.8%	2.3%	2.1%

**Question:** Of the current federal political party leaders, could you please rank your top two current preferences for Prime Minister? [ROTATE PARTY LEADERS]

**Source:** Globe and Mail-CTV/Nanos Research tracking survey, April 26 and 27, 2025, n=1,707, accurate 2.4 percentage points plus or minus, 19 times out of 20. Percentages are weighted to be representative of the population by age, gender and stratified by geography. [See full methodology here.](#)

Contact: Nik Nanos  
Ottawa: (613) 234-4666 x 237  
Washington DC: (202) 697-9924  
[nik@nanos.co](mailto:nik@nanos.co)



The CTV-Globe and Mail/Nanos nightly federal election tracking conducted by Nanos Research surveys 1,200 Canadians aged 18 years and over three days (400 interviews each day). Respondents are all randomly recruited through a dual-frame (cell- and land-line) RDD sample using live agents. Three quarters of the sample are administered the questionnaire by telephone and one quarter is administered the same questionnaire online. The random sample may be weighted by age and gender according to the latest Canadian census data. Throughout the election, the interviews are compiled into a three-night rolling average of 1,200 interviews, with the oldest group of 400 interviews being replaced by a new group of 400 each evening bringing the three-day total to 1,600 interviews. Note: On April 26<sup>th</sup> and 27<sup>th</sup> 800 interviews were conducted. The current data covers the two-night period ending April 27, 2025.

A random survey of 1,707 Canadians is accurate  $\pm 2.4$  percentage points, plus or minus, 19 times out of 20.

The full methodology is detailed in the [technical note](#) in this report. This research was conducted and released in accordance with the standards of the [CRIC](#) of which the firm is an accredited member.

**Full data tables with weighted and unweighted number of interviews is [here](#).**

Note: Charts may not add up to 100 due to rounding.

Element	Description
Research sponsor	Globe and Mail-CTV
Population and Final Sample Size	1,707 Randomly selected individuals, two-day sample of 800 individuals each day compiled into a two day rolling average. Note: on April 26 <sup>th</sup> and 27 <sup>th</sup> 800 interviews were completed.
Source of Sample	Nanos Insights Labs Probability Panel and RDD cell- land-lines.
Type of Sample	Probability
Margin of Error	±2.4 percentage points, 19 times out of 20.
Mode of Survey	RDD dual frame (land- and cell-lines) random telephone survey (75%) and online deployed to Nanos Insights Labs Probability Panel (25%).
Sampling Method Base	The sample included both land- and cell-lines RDD (Random Digit Dialed) across Canada.
Demographics (Captured)	Atlantic Canada, Quebec, Ontario, Prairies, British Columbia; Men and Women; 18 years and older. Six-digit postal code was used to validate geography.
Demographics (Other)	Education, income
Fieldwork/Validation	Live interviews with live supervision to validate work.
Number of Calls	Maximum of five call backs for the telephone sample.
Time of Calls	Local time 5:00-9:00 pm, on weekends 12:00- 6:00 pm
Field Dates	April 26 and 27, 2025
Language of Survey	The survey was conducted in English and French.
Standards	Nanos Research is a member of the Canadian Research Insights Council (CRIC) and confirms that this research fully complies with all CRIC Standards including the CRIC Public Opinion Research Standards and Disclosure Requirements. <a href="https://canadianresearchinsightscouncil.ca/standards/">https://canadianresearchinsightscouncil.ca/standards/</a>

Element	Description
Weighting of Data	The results may be weighted by age and gender using the latest Census information (2021) and the sample is geographically stratified to ensure a distribution across all regions of Canada. See tables for full weighting disclosure.
Screening	Screening ensured potential respondents did not work in the market research industry, in the advertising industry, in the media or a political party prior to administering the survey to ensure the integrity of the data.
Excluded Demographics	Individuals younger than 18 years old; individuals without land or cell line or internet could not participate.
Stratification	By age and gender using the latest Census information (2021) and the sample is geographically stratified to be representative of Canada.
Estimated Response Rate	Six percent, consistent with industry norms.
Question Order	Question order in the preceding report reflects the order in which they appeared in the original questionnaire will be released as Part 2 of 2.
Question Content	This was module one of a nightly tracking survey.
Question Wording	The questionnaire includes questions on which parties people would consider, then explores ballot and preferred prime minister preferences and closes with issue questions identified by CTV-Globe and Mail and demographics.
Research/Data Collection Supplier	Nanos Research
Contact	Contact Nanos Research for more information or with any concerns or questions. <a href="http://www.nanos.co">http://www.nanos.co</a> Telephone: (613) 234-4666 ext. 237 Email: info@nanosresearch.com.
Tabulations	By region, age, gender and number of weighted and unweighted interviews <a href="#">[LINK]</a>



As one of North America's premier market and public opinion research firms, we put strategic intelligence into the hands of decision makers. The majority of our work is for private sector and public facing organizations and ranges from market studies, managing reputation through to leveraging data intelligence. Nanos Research offers a vertically integrated full service quantitative and qualitative research practice to attain the highest standards and the greatest control over the research process. [www.nanos.co](http://www.nanos.co)

nanos dimap analytika



This international joint venture between [dimap](http://www.dimap.com) and [Nanos](http://www.nanos.co) brings together top research and data experts from North American and Europe to deliver exceptional data intelligence to clients. The team offers data intelligence services ranging from demographic and sentiment microtargeting; consumer sentiment identification and decision conversion; and, data analytics and profiling for consumer persuasion. [www.nanosdimap.com](http://www.nanosdimap.com)

EthicStratēgies

Ethic Strategies was created by the founding partners of [PAA Advisory](http://www.paaadvisory.com) and the [Nanos Research Corporation](http://www.nanos.co), both recognized leaders in research, advocacy, and advisory. Ethic provides bespoke strategic counsel, advice, and communications strategies to organizations facing serious issues. [www.ethicstrategies.com](http://www.ethicstrategies.com)

**Learn more about the Nanos Data Portal service offering. Subscribe today to the Economic, Issue & Sentiment Tracking Portal or the Federal Political Tracking Portal.**

**Also, for the 2025 Canadian Federal Election track vote consideration, vote preferences and preferred Prime Minister, with data broken down by demographics including age, gender and regions across the country with our new daily numbers.**

**[Sign up](#) | [Learn more](#)**

Stay ahead of the curve with the Nanos Data Portals, designed to provide you with insights into consumer confidence, mental health and wellness, public opinion on foreign and domestic policy issues, political preferences and much more. Whether you are a researcher, policymaker, or business leader, our platform delivers actionable intelligence that helps you understand the shifting landscape of public sentiment. Dive deep into customizable visualizations and reports that highlight historical trends. Make informed decisions backed by data that matters. Engage your audience with a resource that transforms complex information into clear, actionable insights.



**NANOS DATA PORTALS**



**NANOS IS YOUR GO-TO HIGH-STAKES RESEARCH PARTNER.**

Delivering world-class solutions since 1987,  
we are the leader in high velocity data insights and visualization.

**Market | Consumer | Reputation | Policy | Insight**

For more information about our services, please visit us at:

[www.nanos.co](http://www.nanos.co)