



LPC 45.4, CPC 37.1, NDP 8.3, BQ 5.6, GP 2.9,  
PPC 0.7 (Tracking ending April 17, 2025)

Nanos will be tracking opinion on a nightly basis throughout the 45<sup>th</sup> Canadian federal election campaign. Visit [www.theglobeandmail.com](http://www.theglobeandmail.com), [www.ctvnews.ca](http://www.ctvnews.ca) or [www.nanos.co](http://www.nanos.co) to access the latest data and analysis.

“

*The latest CTV News/Globe and Mail/Nanos tracking has the Liberals ahead by eight points (LPC 45, CPC 37, NDP 8) as the campaign enters the holiday weekend. The Liberals lead in four of five regions while Conservatives continue to enjoy a comfortable advantage in their Prairie heartland. In the tracking following the French debate the Liberals have maintained their over 20 point lead in Quebec (Quebec LPC 48, BQ 25, CPC 19). It remains too early to tell what the impact might be of the English debate.*

*On the preferred Prime Minister tracking, Carney is the choice of 48 percent of Canadians, followed by Poilievre at 34 percent and Singh a distant third at five percent. (Tracking survey three days ending April 17, 2025)*

”

**Nik Nanos, Chief Data Scientist**

**April 18, 2025**



# Ballot – Decided Only

*Canada – Federal Special Issue – Ballot (decided only)*

*(April 15 to 17, 2025, n=1,224) – Legend order based on current number of seats at dissolution.*

**Question:** [VOTE PROFILE] For those parties you would consider voting for FEDERALLY, could you please rank your top two current local preferences? [UNPROMPTED] [DECIDED ONLY]

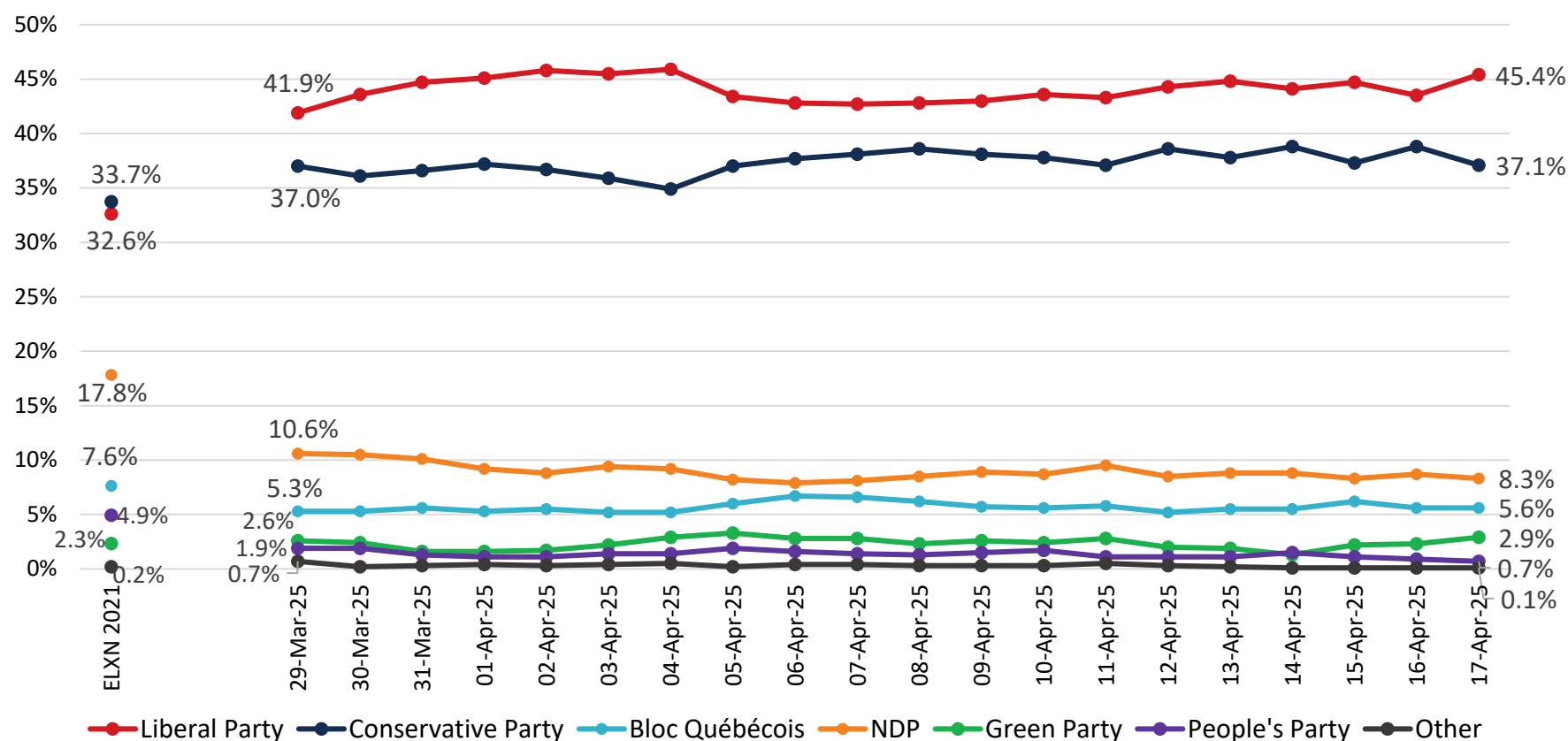
**Source:** Globe and Mail-CTV/Nanos Research tracking survey, April 15 to 17, 2025, n=1,316, accurate 2.7 percentage points plus or minus, 19 times out of 20. Percentages are weighted to be representative of the population by age, gender and stratified by geography. [See full methodology here.](#)

Contact: Nik Nanos

Ottawa: (613) 234-4666 x 237

Washington DC: (202) 697-9924

[nik@nanos.co](mailto:nik@nanos.co)



# Ballot – by region







*Canada – Federal Special Issue – Ballot (decided only)*  
*(April 15 to 17, 2025 n=1,224)*

**Question:** [VOTE PROFILE] For those parties you would consider voting for FEDERALLY, could you please rank your top two current local preferences? [UNPROMPTED]

**Source:** Globe and Mail-CTV/Nanos Research tracking survey, April 15 to 17, 2025, n=1,316, accurate 2.7 percentage points plus or minus, 19 times out of 20. Percentages are weighted to be representative of the population by age, gender and stratified by geography. [See full methodology here.](#)

Contact: Nik Nanos

Ottawa: (613) 234-4666 x 237  
 Washington DC: (202) 697-9924  
[nik@nanos.co](mailto:nik@nanos.co)

	Canada	Atlantic	Quebec	Ontario	Prairies	BC
Order based on current number of seats at dissolution	Weighted	n=72	n=252	n=440	n=197	n=153
	Unweighted	n=121	n=286	n=363	n=272	n=182
 Liberal Party of Canada	45.4%	61.2%	48.2%	47.9%	30.4%	45.2%
 Conservative Party of Canada	37.1%	27.0%	19.1%	40.9%	55.9%	36.0%
 Bloc Québécois	5.6%	0.0%	24.7%	0.0%	0.0%	0.0%
 New Democratic Party	8.3%	8.5%	4.2%	7.6%	11.7%	12.4%
 Green Party of Canada	2.9%	3.3%	2.0%	3.2%	1.6%	5.1%
 People's Party of Canada	0.7%	0.0%	1.8%	0.4%	0.4%	0.7%
Other	0.1%	0.0%	0.0%	0.0%	0.0%	0.5%







# Ballot – by age and gender

*Canada – Federal Special Issue – Ballot (decided only)*  
*(April 15 to 17, 2025 n=1,224)*

**Question:** [VOTE PROFILE] For those parties you would consider voting for FEDERALLY, could you please rank your top two current local preferences? [UNPROMPTED]

**Source:** Globe and Mail-CTV/Nanos Research tracking survey, April 15 to 17, 2025, n=1,316, accurate 2.7 percentage points plus or minus, 19 times out of 20. Percentages are weighted to be representative of the population by age, gender and stratified by geography. [See full methodology here.](#)

Contact: Nik Nanos  
 Ottawa: (613) 234-4666 x 237  
 Washington DC: (202) 697-9924  
[nik@nanos.co](mailto:nik@nanos.co)

	Canada	Men	Women	18 to 34	35 to 54	55 plus
Order based on current number of seats at dissolution	Weighted	n=552	n=563	n=300	n=367	n=448
	Unweighted	n=645	n=579	n=251	n=453	n=520
 Liberal Party of Canada	45.4%	41.1%	49.5%	39.0%	43.0%	51.5%
 Conservative Party of Canada	37.1%	44.0%	30.3%	41.0%	38.8%	33.0%
 Bloc Québécois	5.6%	4.6%	6.6%	4.6%	5.5%	6.3%
 New Democratic Party	8.3%	6.5%	10.0%	12.1%	7.5%	6.4%
 Green Party of Canada	2.9%	2.3%	3.5%	1.8%	4.2%	2.6%
 People's Party of Canada	0.7%	1.3%	0.1%	1.5%	0.9%	0.0%
Other	0.1%	0.1%	0.0%	0.0%	0.0%	0.2%

# Vote Profile and Ballot







*(April 15 to 17, 2025 n=1,316). Order based on current number of seats at dissolution.*

For those parties you would consider voting for FEDERALLY, could you please rank your top two current local preferences?  
[UNPROMPTED] OR [IF UNDECIDED] Are you currently leaning towards any particular FEDERAL party? If you are, which  
party would that be? [UNPROMPTED]

**Source:** Globe and Mail-CTV/Nanos Research tracking survey, April 15 to 17, 2025, n=1,316, accurate 2.7 percentage points plus or minus, 19 times out of 20. Percentages are weighted to be representative of the population by age, gender and stratified by geography. [See full methodology here.](#)

Contact: Nik Nanos  
[nik@nanos.co](mailto:nik@nanos.co)

Ottawa: (613) 234-4666 x 237  
Website: [www.nanos.co](http://www.nanos.co)  
Methodology:  
[www.nanos.co/method](http://www.nanos.co/method)

	Party	All Voters including Undecided	Ballot - Decided Voters Only
	Liberal Party of Canada	42.2%	45.4%
	Conservative Party of Canada	34.4%	37.1%
	Bloc Québécois	5.2%	5.6%
	New Democratic Party	7.7%	8.3%
	Green Party of Canada	2.7%	2.9%
	People's Party of Canada	0.7%	0.7%
	Other	0.1%	0.1%
	Undecided	7.1%	--

# Preferred Prime Minister

Canada – Federal Special Issue – Preferred Prime Minister First Ranked Choice

(April 15 to 17, 2025, n=1,316) – Legend order based on current number of seats at dissolution.

**Question:** Of the current federal political party leaders, could you please rank your top two current preferences for Prime Minister?  
[ROTATE PARTY LEADERS]

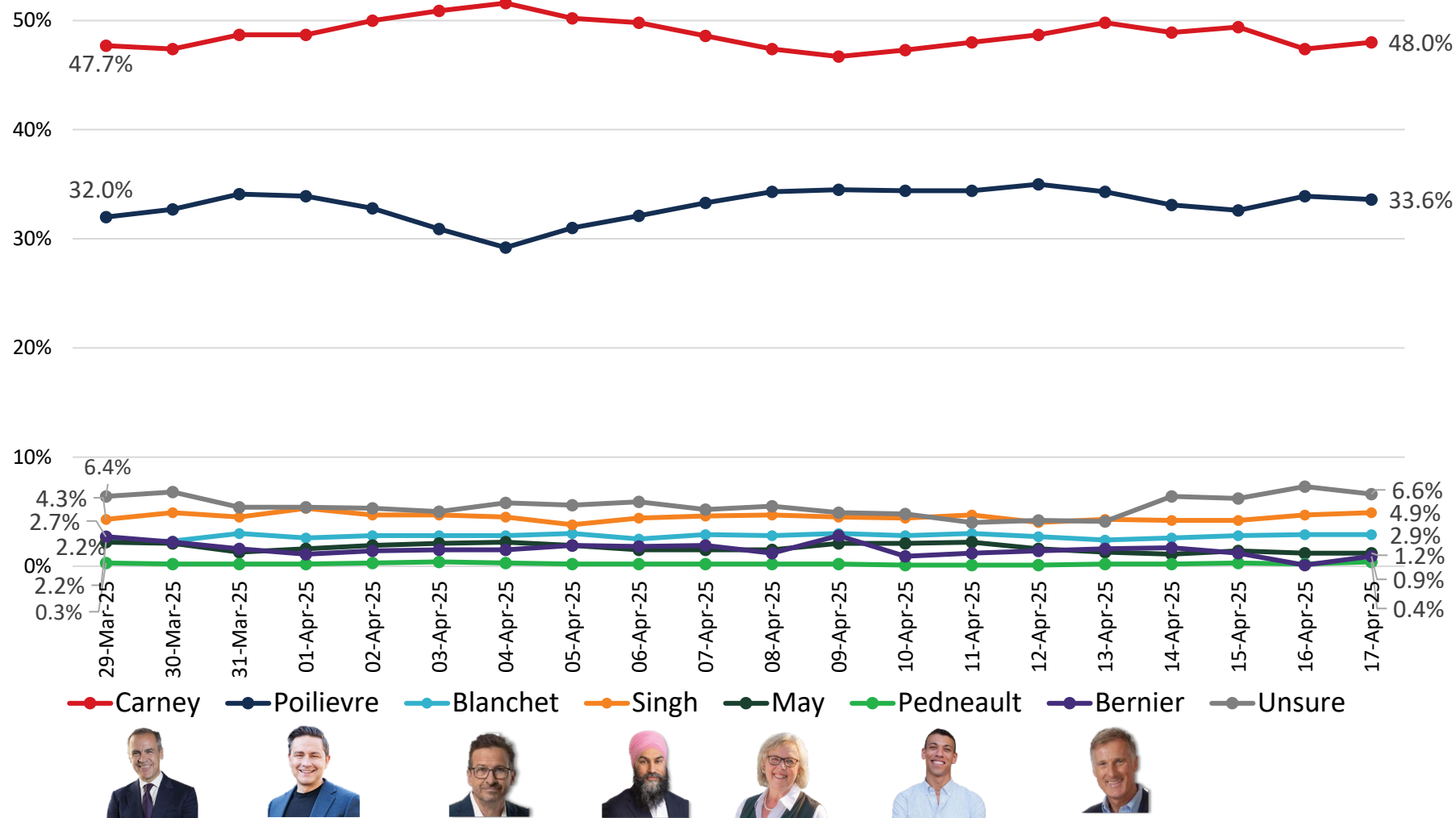
**Source:** CTV-Globe and Mail/Nanos Research tracking survey, April 15 to 17, 2025, n=1,316, accurate 2.7 percentage points plus or minus, 19 times out of 20. Percentages are weighted to be representative of the population by age, gender and stratified by geography. [See full methodology here.](#)

Contact: Nik Nanos

Ottawa: (613) 234-4666 x 237

Washington DC: (202) 697-9924

[nik@nanos.co](mailto:nik@nanos.co)










# Preferred Prime Minister – by region

Canada – Federal Special Issue – Preferred Prime Minister First Ranked Choice  
(April 15 to 17, 2025, n=1,316)

**Question:** Of the current federal political party leaders, could you please rank your top two current preferences for Prime Minister?  
[ROTATE PARTY LEADERS]

**Source:** Globe and Mail-CTV/Nanos Research tracking survey, April 15 to 17, 2025, n=1,316, accurate 2.7 percentage points plus or minus, 19 times out of 20. Percentages are weighted to be representative of the population by age, gender and stratified by geography. [See full methodology here.](#)

Contact: Nik Nanos  
Ottawa: (613) 234-4666 x 237  
Washington DC: (202) 697-9924  
[nik@nanos.co](mailto:nik@nanos.co)

	Order based on current number of seats at dissolution	Canada	Atlantic	Quebec	Ontario	Prairies	BC
		Weighted	n=80	n=277	n=466	n=210	n=167
		Unweighted	n=132	n=312	n=383	n=292	n=197
	Mark Carney – Liberal Party of Canada	48.0%	57.5%	49.8%	49.4%	33.9%	54.0%
	Pierre Poilievre – Conservative Party of Canada	33.6%	30.3%	19.8%	35.3%	52.1%	30.4%
	Yves-François Blanchet – Bloc Québécois	2.9%	0.0%	12.1%	0.0%	0.6%	0.0%
	Jagmeet Singh – New Democratic Party	4.9%	5.2%	3.9%	5.4%	3.6%	6.5%
	Elizabeth May – Green Party of Canada Co-Leader	1.2%	2.7%	0.5%	1.4%	1.6%	0.5%
	Jonathan Pedneault – Green Party of Canada Co-Leader	0.4%	0.0%	0.6%	0.3%	0.7%	0.0%
	Maxime Bernier – People's Party of Canada	0.9%	0.0%	1.3%	0.9%	0.7%	1.2%
	None	1.3%	0.0%	1.4%	1.2%	1.4%	2.2%
	Unsure	6.6%	4.2%	10.4%	5.8%	5.4%	5.2%










# Preferred Prime Minister – by age and gender

Canada – Federal Special Issue – Preferred Prime Minister First Ranked Choice  
(April 15 to 17, 2025, n=1,316)

**Question:** Of the current federal political party leaders, could you please rank your top two current preferences for Prime Minister?  
[ROTATE PARTY LEADERS]

**Source:** Globe and Mail-CTV/Nanos Research tracking survey, April 15 to 17, 2025, n=1,316, accurate 2.7 percentage points plus or minus, 19 times out of 20. Percentages are weighted to be representative of the population by age, gender and stratified by geography. [See full methodology here.](#)

Contact: Nik Nanos  
Ottawa: (613) 234-4666 x 237  
Washington DC: (202) 697-9924  
[nik@nanos.co](mailto:nik@nanos.co)

	Order based on current number of seats at dissolution	Canada	Men	Women	18 to 34	35 to 54	55 plus
		Weighted	n=586	n=614	n=329	n=392	n=479
		Unweighted	n=681	n=635	n=276	n=481	n=559
	Mark Carney – Liberal Party of Canada	48.0%	44.2%	51.6%	39.2%	47.1%	54.7%
	Pierre Poilievre – Conservative Party of Canada	33.6%	40.0%	27.6%	35.6%	34.8%	31.4%
	Yves-François Blanchet – Bloc Québécois	2.9%	2.3%	3.5%	2.8%	3.5%	2.4%
	Jagmeet Singh – New Democratic Party	4.9%	4.4%	5.4%	8.1%	3.9%	3.5%
	Elizabeth May – Green Party of Canada Co-Leader	1.2%	0.9%	1.5%	1.6%	1.6%	0.6%
	Jonathan Pedneault – Green Party of Canada Co-Leader	0.4%	0.5%	0.2%	0.2%	0.5%	0.4%
	Maxime Bernier – People's Party of Canada	0.9%	1.5%	0.4%	0.8%	1.5%	0.5%
	None	1.3%	1.3%	1.4%	1.1%	1.6%	1.3%
	Unsure	6.6%	4.7%	8.5%	10.4%	5.2%	5.2%

The CTV-Globe and Mail/Nanos nightly federal election tracking conducted by Nanos Research surveys 1,200 Canadians aged 18 years and over three days (400 interviews each day). Respondents are all randomly recruited through a dual-frame (cell- and land-line) RDD sample using live agents. Three quarters of the sample are administered the questionnaire by telephone and one quarter is administered the same questionnaire online. The random sample may be weighted by age and gender according to the latest Canadian census data. Throughout the election, the interviews are compiled into a three-night rolling average of 1,200 interviews, with the oldest group of 400 interviews being replaced by a new group of 400 each evening. The current data covers the three-night period ending April 17, 2025.

A random survey of 1,316 Canadians is accurate  $\pm 2.7$  percentage points, plus or minus, 19 times out of 20.

The full methodology is detailed in the [technical note](#) in this report. This research was conducted and released in accordance with the standards of the [CRIC](#) of which the firm is an accredited member.

**Full data tables with weighted and unweighted number of interviews is [here](#).**

Note: Charts may not add up to 100 due to rounding.



Element	Description	Element	Description
Research sponsor	Globe and Mail-CTV	Weighting of Data	The results may be weighted by age and gender using the latest Census information (2021) and the sample is geographically stratified to ensure a distribution across all regions of Canada. See tables for full weighting disclosure.
Population and Final Sample Size	1,316 Randomly selected individuals, three-day sample of 400 individuals each day compiled into a three day rolling average.	Screening	Screening ensured potential respondents did not work in the market research industry, in the advertising industry, in the media or a political party prior to administering the survey to ensure the integrity of the data.
Source of Sample	Nanos Insights Labs Probability Panel and RDD cell- land-lines.	Excluded Demographics	Individuals younger than 18 years old; individuals without land or cell line or internet could not participate.
Type of Sample	Probability	Stratification	By age and gender using the latest Census information (2021) and the sample is geographically stratified to be representative of Canada.
Margin of Error	±2.7 percentage points, 19 times out of 20.	Estimated Response Rate	Seven percent, consistent with industry norms.
Mode of Survey	RDD dual frame (land- and cell-lines) random telephone survey (75%) and online deployed to Nanos Insights Labs Probability Panel (25%).	Question Order	Question order in the preceding report reflects the order in which they appeared in the original questionnaire will be released as Part 2 of 2.
Sampling Method Base	The sample included both land- and cell-lines RDD (Random Digit Dialed) across Canada.	Question Content	This was module one of a nightly tracking survey.
Demographics (Captured)	Atlantic Canada, Quebec, Ontario, Prairies, British Columbia; Men and Women; 18 years and older. Six-digit postal code was used to validate geography.	Question Wording	The questionnaire includes questions on which parties people would consider, then explores ballot and preferred prime minister preferences and closes with issue questions identified by CTV-Globe and Mail and demographics.
Demographics (Other)	Education, income	Research/Data Collection Supplier	Nanos Research
Fieldwork/Validation	Live interviews with live supervision to validate work.	Contact	Contact Nanos Research for more information or with any concerns or questions. <a href="http://www.nanos.co">http://www.nanos.co</a> Telephone: (613) 234-4666 ext. 237 Email: info@nanosresearch.com.
Number of Calls	Maximum of five call backs for the telephone sample.	Tabulations	By region, age, gender and number of weighted and unweighted interviews <a href="#">[LINK]</a>
Time of Calls	Local time 5:00-9:00 pm, on weekends 12:00- 6:00 pm		
Field Dates	April 15 to 17, 2025		
Language of Survey	The survey was conducted in English and French.		
Standards	Nanos Research is a member of the Canadian Research Insights Council (CRIC) and confirms that this research fully complies with all CRIC Standards including the CRIC Public Opinion Research Standards and Disclosure Requirements. <a href="https://canadianresearchinsightscouncil.ca/standards/">https://canadianresearchinsightscouncil.ca/standards/</a>		



As one of North America's premier market and public opinion research firms, we put strategic intelligence into the hands of decision makers. The majority of our work is for private sector and public facing organizations and ranges from market studies, managing reputation through to leveraging data intelligence. Nanos Research offers a vertically integrated full service quantitative and qualitative research practice to attain the highest standards and the greatest control over the research process. [www.nanos.co](http://www.nanos.co)

nanos dimap analytika



This international joint venture between [dimap](http://www.dimap.com) and [Nanos](http://www.nanos.co) brings together top research and data experts from North American and Europe to deliver exceptional data intelligence to clients. The team offers data intelligence services ranging from demographic and sentiment microtargeting; consumer sentiment identification and decision conversion; and, data analytics and profiling for consumer persuasion. [www.nanosdimap.com](http://www.nanosdimap.com)

EthicStratēgies

Ethic Strategies was created by the founding partners of [PAA Advisory](http://www.paaadvisory.com) and the [Nanos Research Corporation](http://www.nanos.co), both recognized leaders in research, advocacy, and advisory. Ethic provides bespoke strategic counsel, advice, and communications strategies to organizations facing serious issues. [www.ethicstrategies.com](http://www.ethicstrategies.com)



**Learn more about the Nanos Data Portal service offering. Subscribe today to the Economic, Issue & Sentiment Tracking Portal or the Federal Political Tracking Portal.**

**Also, for the 2025 Canadian Federal Election track vote consideration, vote preferences and preferred Prime Minister, with data broken down by demographics including age, gender and regions across the country with our new daily numbers.**

**[Sign up](#) | [Learn more](#)**

Stay ahead of the curve with the Nanos Data Portals, designed to provide you with insights into consumer confidence, mental health and wellness, public opinion on foreign and domestic policy issues, political preferences and much more. Whether you are a researcher, policymaker, or business leader, our platform delivers actionable intelligence that helps you understand the shifting landscape of public sentiment. Dive deep into customizable visualizations and reports that highlight historical trends. Make informed decisions backed by data that matters. Engage your audience with a resource that transforms complex information into clear, actionable insights.





**NANOS IS YOUR GO-TO HIGH-STAKES RESEARCH PARTNER.**

Delivering world-class solutions since 1987,  
we are the leader in high velocity data insights and visualization.

**Market | Consumer | Reputation | Policy | Insight**

For more information about our services, please visit us at:

[www.nanos.co](http://www.nanos.co)