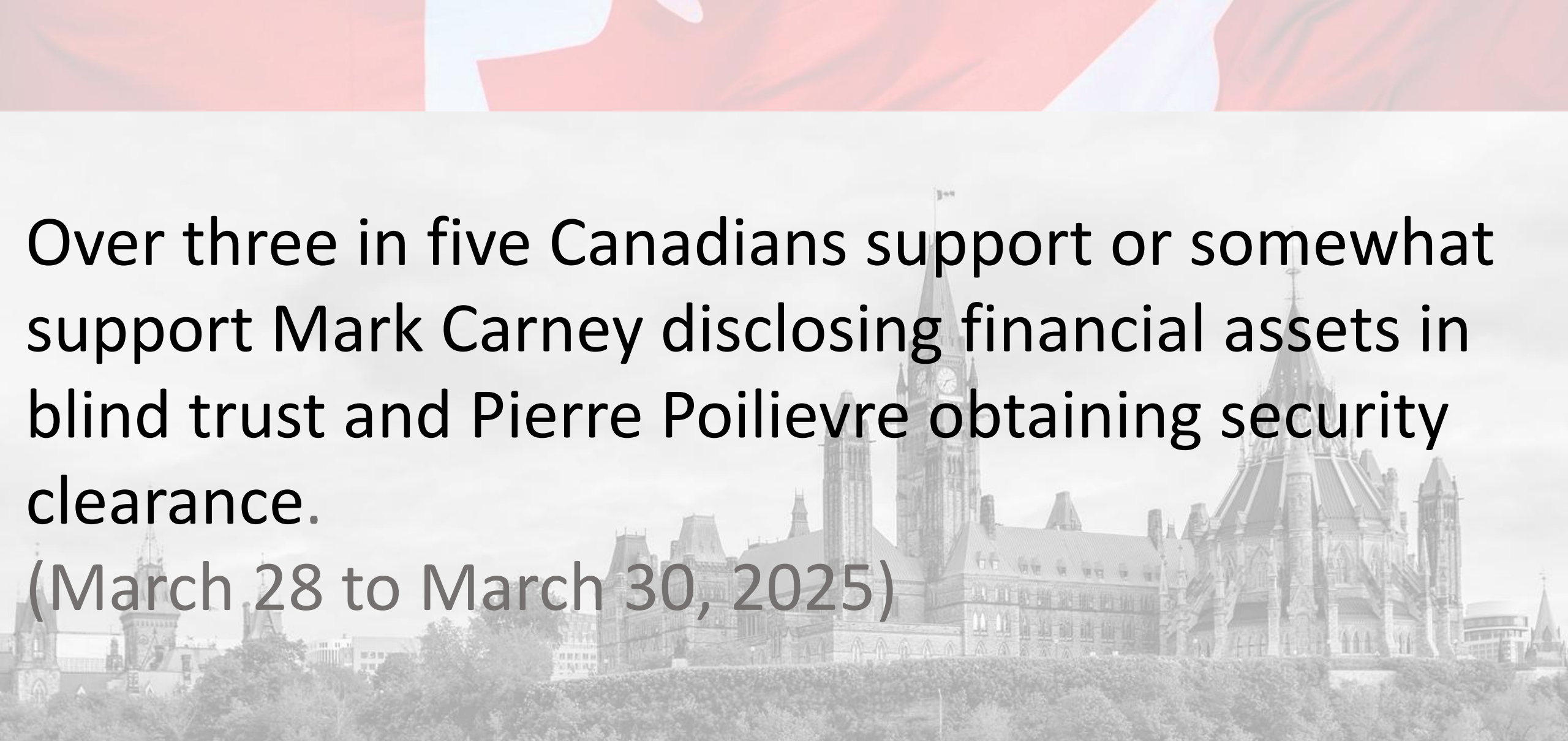




Over three in five Canadians support or somewhat support Mark Carney disclosing financial assets in blind trust and Pierre Poilievre obtaining security clearance.

(March 28 to March 30, 2025)



Nanos will be tracking opinion on a nightly basis throughout the 45th Canadian federal election campaign. Visit www.theglobeandmail.com, www.ctvnews.ca or www.nanos.co to access the latest data and analysis.

“ What is clear from the research is that Canadians hold the leaders of the two front running parties to a high level of accountability. More than six in ten would want Carney to disclose details of his blind trust and six in ten want Poilievre to obtain a security clearance. ”

**Nik Nanos, Chief Data Scientist
Survey ending March 30, 2025**

© NANOS RESEARCH



Support for Mark Carney disclosing financial assets in blind trust and Pierre Poilievre obtaining security clearance

Question: Do you support, somewhat support, somewhat oppose or oppose the following [RANDOMIZE]:

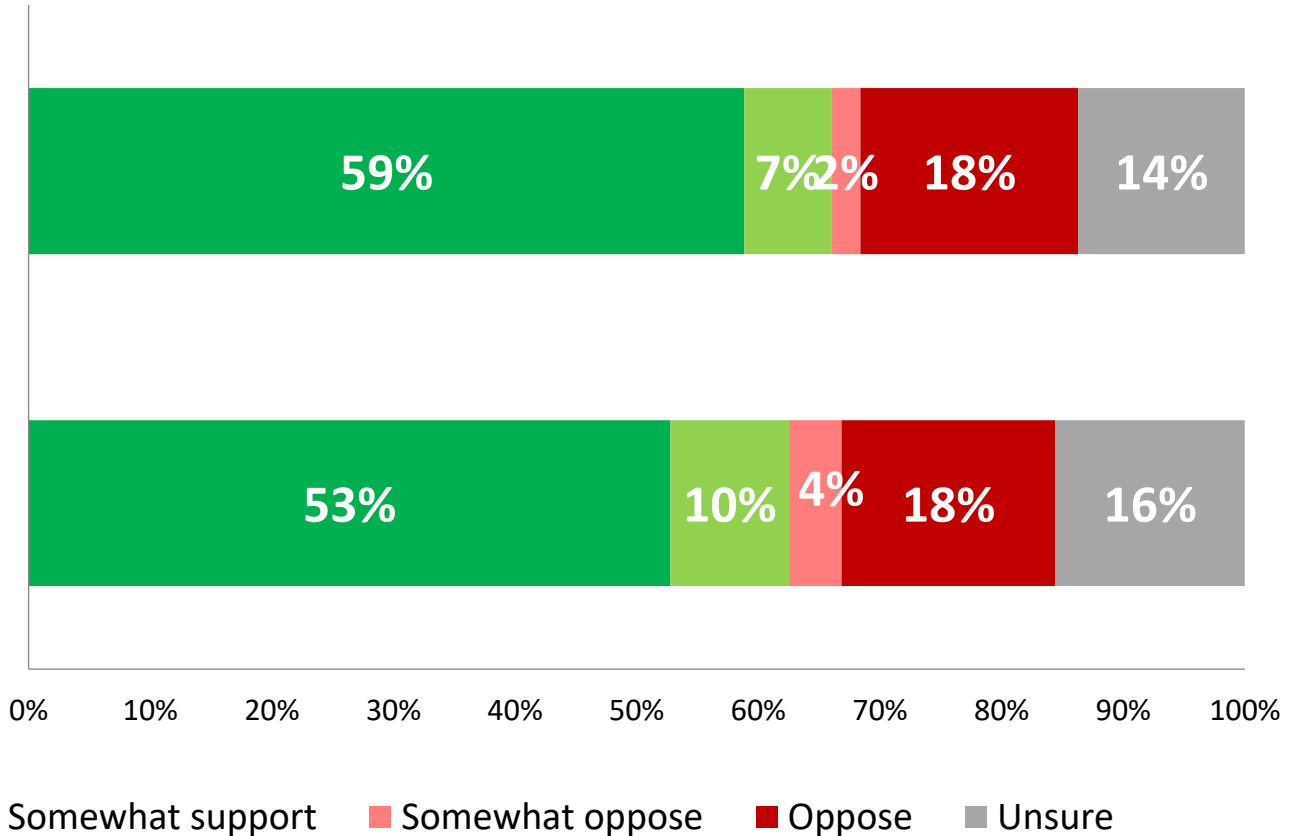
Source: Globe and Mail-CTV /Nanos Research tracking survey, March 28 to 30, 2025, n=1263, accurate 2.8 percentage points plus or minus, 19 times out of 20. [See full methodology here.](#)

Contact: Nik Nanos
nik@nanos.co
[@niknanos](https://twitter.com/niknanos)

Ottawa: (613) 234-4666 x 237
Website: www.nanos.co

Conservative Leader Pierre Poilievre getting a national security clearance, as other federal party leaders have done, so he can receive briefings on foreign interference from the Canadian Security and Intelligence Service

Liberal Leader Mark Carney disclosing the value and details of his financial assets that he put in a blind trust after winning the Liberal leadership



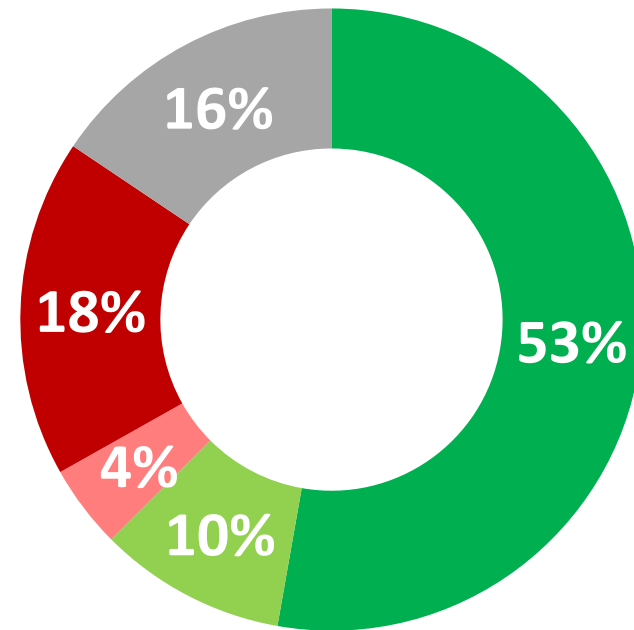
Support for financial disclosure by Liberal Leader Mark Carney

Question: Do you support, somewhat support, somewhat oppose or oppose the following [RANDOMIZE]:
Liberal Leader Mark Carney disclosing the value and details of his financial assets that he put in a blind trust after winning the Liberal leadership

Source: CTV-Globe and Mail/Nanos Research tracking survey March 28 to 30, 2025, n=1262, accurate 2.8 percentage points plus or minus, 19 times out of 20. [See full methodology here.](#)

Contact: Nik Nanos
nik@nanos.co
[@niknanos](https://twitter.com/niknanos)

Ottawa: (613) 234-4666 x 237
Website: www.nanos.co



■ Support ■ Somewhat support
■ Somewhat oppose ■ Oppose
■ Unsure

Over **3 in 5** Canadians

support or somewhat support Liberal Leader Mark Carney disclosing the value and details of his financial assets that he put in a blind trust after winning the Liberal leadership, while more than one in five (22%) oppose or somewhat oppose this. Moreover, Ontario residents (66%) are more likely to support or somewhat support this financial disclosure than those in the prairies (56%).

Support for financial disclosure by Liberal Leader Mark Carney – by region

Question: Do you support, somewhat support, somewhat oppose or oppose the following [RANDOMIZE]:
Liberal Leader Mark Carney disclosing the value and details of his financial assets that he put in a blind trust after winning the Liberal leadership

Source: Globe and Mail-CTV /Nanos Research tracking survey, March 28 to 30, 2025, n=1262, accurate 2.8 percentage points plus or minus, 19 times out of 20. [See full methodology here.](#)

Contact: Nik Nanos
nik@nanos.co
[@niknanos](#)

Ottawa: (613) 234-4666 x 237
Website: www.nanos.co

	March 30, 2025 Canada (n=1262)	Atlantic (n=127)	Quebec (n=306)	Ontario (n=363)	Prairies (n=277)	B.C. (n=189)
Support	52.8%	50.8%	48.6%	54.2%	51.7%	58.0%
Somewhat support	9.7%	11.0%	10.5%	12.3%	4.6%	7.1%
Somewhat oppose	4.3%	4.5%	3.3%	5.5%	2.6%	5.0%
Oppose	17.6%	17.8%	24.3%	15.5%	20.0%	9.1%
Unsure	15.6%	15.9%	13.2%	12.5%	21.1%	20.9%



Support for financial disclosure by Liberal Leader Mark Carney – by age and gender

Question: Do you support, somewhat support, somewhat oppose or oppose the following [RANDOMIZE]:
Liberal Leader Mark Carney disclosing the value and details of his financial assets that he put in a blind trust after winning the Liberal leadership

Source: CTV-Globe and Mail/Nanos Research tracking survey, March 28 to 30, 2025, n=1262, accurate 2.8 percentage points plus or minus, 19 times out of 20. [See full methodology here.](#)

Contact: Nik Nanos
nik@nanos.co
 @niknanos

Ottawa: (613) 234-4666 x 237
 Website: www.nanos.co

	March 30, 2025 Canada (n=1262)	Men (n=674)	Women (n=588)	18 to 34 (n=199)	35 to 54 (n=298)	55 plus (n=765)
Support	52.8%	57.3%	48.4%	49.1%	52.4%	55.5%
Somewhat support	9.7%	8.1%	11.3%	11.8%	9.1%	8.9%
Somewhat oppose	4.3%	2.4%	6.2%	3.2%	6.8%	3.2%
Oppose	17.6%	18.7%	16.5%	16.0%	16.8%	19.2%
Unsure	15.6%	13.6%	17.5%	19.9%	15.0%	13.2%



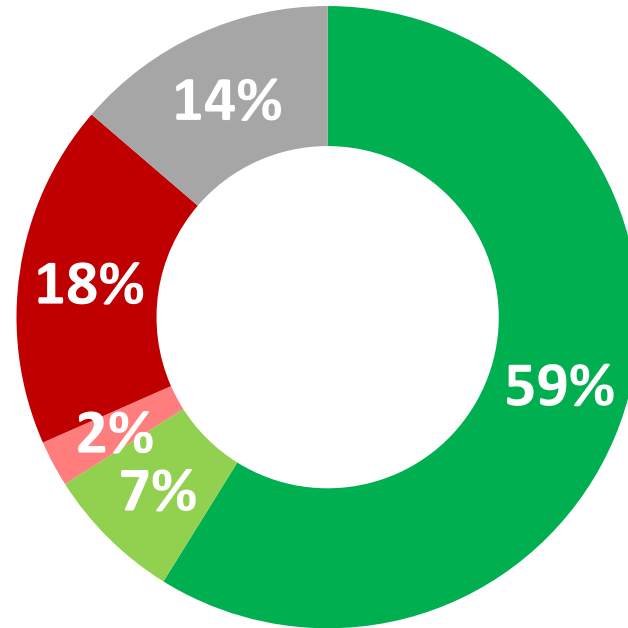
Support for Pierre Poilievre receiving national security clearance

Question: Do you support, somewhat support, somewhat oppose or oppose the following [RANDOMIZE]:
Conservative Leader Pierre Poilievre getting a national security clearance, as other federal party leaders have done, so he can receive briefings on foreign interference from the Canadian Security and Intelligence Service

Source: Globe and Mail-CTV /Nanos Research tracking survey, March 28 to 30, 2025, n=1263, accurate 2.8 percentage points plus or minus, 19 times out of 20. [See full methodology here.](#)

Contact: Nik Nanos
nik@nanos.co
[@niknanos](#)

Ottawa: (613) 234-4666 x 237
Website: www.nanos.co



- Support
- Somewhat support
- Somewhat oppose
- Oppose
- Unsure

Over **2 in 3** Canadians

Support or somewhat support Conservative Leader Pierre Poilievre getting a national security clearance, as other federal party leaders have done, so he can receive briefings on foreign interference from the Canadian Security and Intelligence Service. One in five oppose or somewhat oppose this and 14 percent are unsure.



Support for Pierre Poilievre receiving national security clearance – by region

Question: Do you support, somewhat support, somewhat oppose or oppose the following [RANDOMIZE]:
Conservative Leader Pierre Poilievre getting a national security clearance, as other federal party leaders have done, so he can receive briefings on foreign interference from the Canadian Security and Intelligence Service

Source: CTV-Globe and Mail/Nanos Research tracking survey, March 28 to 30, 2025, n=1263, accurate 2.8 percentage points plus or minus, 19 times out of 20. [See full methodology here.](#)

Contact: Nik Nanos
nik@nanos.co
 @niknanos

Ottawa: (613) 234-4666 x 237
 Website: www.nanos.co

	March 30, 2025 Canada (n=1263)	Atlantic (n=127)	Quebec (n=307)	Ontario (n=364)	Prairies (n=276)	B.C. (n=189)
Support	58.8%	65.1%	59.7%	57.5%	57.4%	60.1%
Somewhat support	7.1%	6.0%	8.8%	5.8%	6.9%	9.1%
Somewhat oppose	2.4%	1.3%	4.6%	1.7%	1.7%	2.3%
Oppose	17.9%	19.3%	12.9%	20.1%	20.7%	15.6%
Unsure	13.7%	8.3%	13.9%	14.9%	13.4%	12.9%



Support for Pierre Poilievre receiving national security clearance – by age and gender

Question: Do you support, somewhat support, somewhat oppose or oppose the following [RANDOMIZE]:
Conservative Leader Pierre Poilievre getting a national security clearance, as other federal party leaders have done, so he can receive briefings on foreign interference from the Canadian Security and Intelligence Service

Source: Globe and Mail-CTV /Nanos Research tracking survey, March 28 to 30, 2025, n=1263, accurate 2.8 percentage points plus or minus, 19 times out of 20. [See full methodology here.](#)

Contact: Nik Nanos
nik@nanos.co
 @niknanos

Ottawa: (613) 234-4666 x 237
 Website: www.nanos.co

	March 30, 2025 Canada (n=1263)	Men (n=675)	Women (n=588)	18 to 34 (n=199)	35 to 54 (n=299)	55 plus (n=765)
Support	58.8%	59.3%	58.4%	51.8%	62.0%	61.0%
Somewhat support	7.1%	7.1%	7.2%	10.3%	6.1%	5.9%
Somewhat oppose	2.4%	2.6%	2.3%	2.3%	2.4%	2.5%
Oppose	17.9%	19.7%	16.2%	12.1%	19.8%	20.1%
Unsure	13.7%	11.4%	16.0%	23.5%	9.8%	10.4%



The CTV-Globe and Mail/Nanos nightly federal election tracking conducted by Nanos Research surveys 1,200 Canadians aged 18 years and over three days (400 interviews each day). Respondents are all randomly recruited through a dual-frame (cell- and land-line) RDD sample using live agents. Three quarters of the sample are administered the questionnaire by telephone and one quarter is administered the same questionnaire online. The random sample may be weighted by age and gender according to the latest Canadian census data. Throughout the election, the interviews are compiled into a three-night rolling average of 1,200 interviews, with the oldest group of 400 interviews being replaced by a new group of 400 each evening. The current data covers the three-night period ending March 30th, 2025.

A random survey of 1,264 Canadians is accurate ± 2.8 percentage points, plus or minus, 19 times out of 20.

The full methodology is detailed in the [technical note](#) in this report. This research was conducted and released in accordance with the standards of the [CRIC](#) of which the firm is an accredited member.

Full data tables with weighted and unweighted number of interviews is [here](#).

Note: Charts may not add up to 100 due to rounding.



Element	Description	Element	Description
Research sponsor	Globe and Mail-CTV	Weighting of Data	The results may be weighted by age and gender using the latest Census information (2021) and the sample is geographically stratified to ensure a distribution across all regions of Canada. See tables for full weighting disclosure.
Population and Final Sample Size	1,264 Randomly selected individuals, three-day sample of 400 individuals each day compiled into a three day rolling average.	Screening	Screening ensured potential respondents did not work in the market research industry, in the advertising industry, in the media or a political party prior to administering the survey to ensure the integrity of the data.
Source of Sample	Nanos Insights Labs Probability Panel and RDD cell- land-lines.	Excluded Demographics	Individuals younger than 18 years old; individuals without land or cell line or internet could not participate.
Type of Sample	Probability	Stratification	By age and gender using the latest Census information (2021) and the sample is geographically stratified to be representative of Canada.
Margin of Error	±2.8 percentage points, 19 times out of 20.	Estimated Response Rate	Seven percent, consistent with industry norms.
Mode of Survey	RDD dual frame (land- and cell-lines) random telephone survey (75%) and online deployed to Nanos Insights Labs Probability Panel (25%).	Question Order	Question order in the preceding report reflects the order in which they appeared in the original questionnaire. FEDERAL Ballot was released as Part 1.
Sampling Method Base	The sample included both land- and cell-lines RDD (Random Digit Dialed) across Canada.	Question Content	This was module two of a nightly tracking survey.
Demographics (Captured)	Atlantic Canada, Quebec, Ontario, Prairies, British Columbia; Men and Women; 18 years and older. Six-digit postal code was used to validate geography.	Question Wording	The questionnaire includes questions on which parties people would consider, then explores ballot and preferred prime minister preferences and closes with issue questions identified by CTV-Globe and Mail and demographics.
Demographics (Other)	Education, income	Research/Data Collection Supplier	Nanos Research
Fieldwork/Validation	Live interviews with live supervision to validate work.	Contact	Contact Nanos Research for more information or with any concerns or questions. http://www.nanos.co Telephone: (613) 234-4666 ext. 237 Email: info@nanosresearch.com .
Number of Calls	Maximum of five call backs for the telephone sample.	Tabulations	By region, age, gender and number of weighted and unweighted interviews
Time of Calls	Local time 5:00-9:00 pm, on weekends 12:00- 6:00 pm		
Field Dates	March 28 to 30, 2025		
Language of Survey	The survey was conducted in English and French.		
Standards	Nanos Research is a member of the Canadian Research Insights Council (CRIC) and confirms that this research fully complies with all CRIC Standards including the CRIC Public Opinion Research Standards and Disclosure Requirements. https://canadianresearchinsightscouncil.ca/standards/		



As one of North America's premier market and public opinion research firms, we put strategic intelligence into the hands of decision makers. The majority of our work is for private sector and public facing organizations and ranges from market studies, managing reputation through to leveraging data intelligence. Nanos Research offers a vertically integrated full service quantitative and qualitative research practice to attain the highest standards and the greatest control over the research process. www.nanos.co

nanos dimap analytika



This international joint venture between [dimap](#) and [Nanos](#) brings together top research and data experts from North American and Europe to deliver exceptional data intelligence to clients. The team offers data intelligence services ranging from demographic and sentiment microtargeting; consumer sentiment identification and decision conversion; and, data analytics and profiling for consumer persuasion. www.nanosdimap.com

EthicStratēgies

Ethic Strategies was created by the founding partners of [PAA Advisory](#) and the [Nanos Research Corporation](#), both recognized leaders in research, advocacy, and advisory. Ethic provides bespoke strategic counsel, advice, and communications strategies to organizations facing serious issues. www.ethicstrategies.com

Learn more about the Nanos Data Portal service offering. Subscribe today to the Economic, Issue & Sentiment Tracking Portal or the Federal Political Tracking Portal.

Also, for the 2025 Canadian Federal Election track vote consideration, vote preferences and preferred Prime Minister, with data broken down by demographics including age, gender and regions across the country with our new daily numbers.

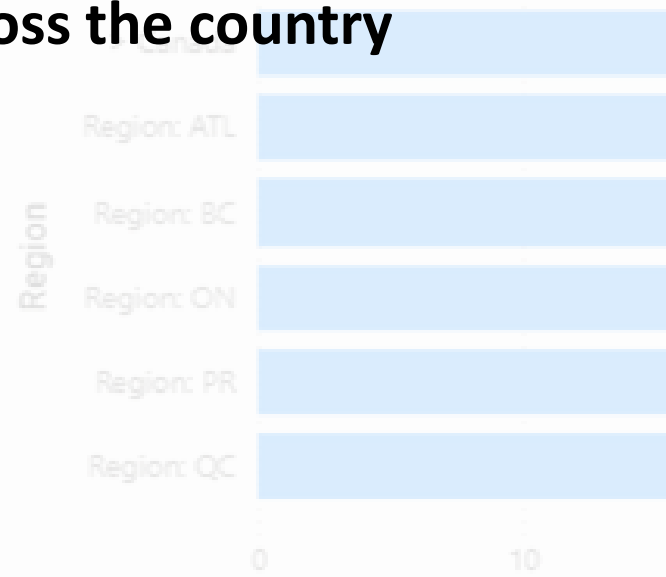
[Sign up](#) | [Learn more](#)

Stay ahead of the curve with the Nanos Data Portals, designed to provide you with insights into consumer confidence, mental health and wellness, public opinion on foreign and domestic policy issues, political preferences and much more. Whether you are a researcher, policymaker, or business leader, our platform delivers actionable intelligence that helps you understand the shifting landscape of public sentiment. Dive deep into customizable visualizations and reports that highlight historical trends. Make informed decisions backed by data that matters. Engage your audience with a resource that transforms complex information into clear, actionable insights.

Region: BC
Region: ON
Region: PR
Region: QC

Consumer Confidence Index
Expectations Index
Pocketbook Index

Consumer Confidence Index
1318.0004



As of Friday, December 13, 2024
Consumer Confidence Index. A
the Consumer Confidence Inde



NANOS DATA PORTALS

Any questions?



Nanos Research

(613) 234-4666, ext. 237

ea@nanosresearch.com

For more information on the firm, please visit www.nanos.co





NANOS IS YOUR GO-TO HIGH-STAKES RESEARCH PARTNER.

Delivering world-class solutions since 1987,
we are the leader in high velocity data insights and visualization.

Market | Consumer | Reputation | Policy | Insight

For more information about our services, please visit us at:

www.nanos.co