

Ontario Nightly Tracking: PCs 46.4, Liberals 27.0,
NDP 17.9, Greens 6.7

*CTV/Nanos Provincial Political Polling, Night 11
released February 17, 2025*


ELECTION | 2025
ONTARIO

 **NANOS**

Nanos will be tracking opinion on a nightly basis throughout the Ontario provincial campaign. Visit www.ctvnews.ca or www.nanos.co to access the latest data and analysis.

“

The Progressive Conservative Party has opened up a significant 19-point advantage over the Ontario Liberals, buoyed by improved support in the City of Toronto. Premier Doug Ford continues to maintain a comfortable lead as the preferred choice for Premier among Ontarians. (Tracking ending Feb 16)

”

**Nik Nanos, Chief Data Scientist
February 17, 2025**



AT A GLANCE

Ballot – As of February 16, 2025 the Progressive Conservatives have 46.4 per cent support, followed by the Liberals at 27.0 per cent, the NDP at 17.9 per cent and the Greens at 6.7 per cent.

Preferred Premier – Nanos polling has Doug Ford as the preferred choice as Ontario Premier at 40.6 per cent of Ontario residents followed by Bonnie Crombie (24.3%), Marit Stiles (15.2%) and Mike Schreiner (7.4%). Four per cent of Ontario residents chose none of them and 8.0 per cent were unsure whom they preferred.

Nanos also tracks vote consideration, voter preferences and preferred Premier by demographics, including data broken down by different regions across the province. This data is accessible to subscribers through the Nanos Live Data Portals. [Click here to subscribe today.](#)

Contact: Nik Nanos, Chief Data Scientist

Ottawa: (613) 234-4666 x 237 nik@nanos.co

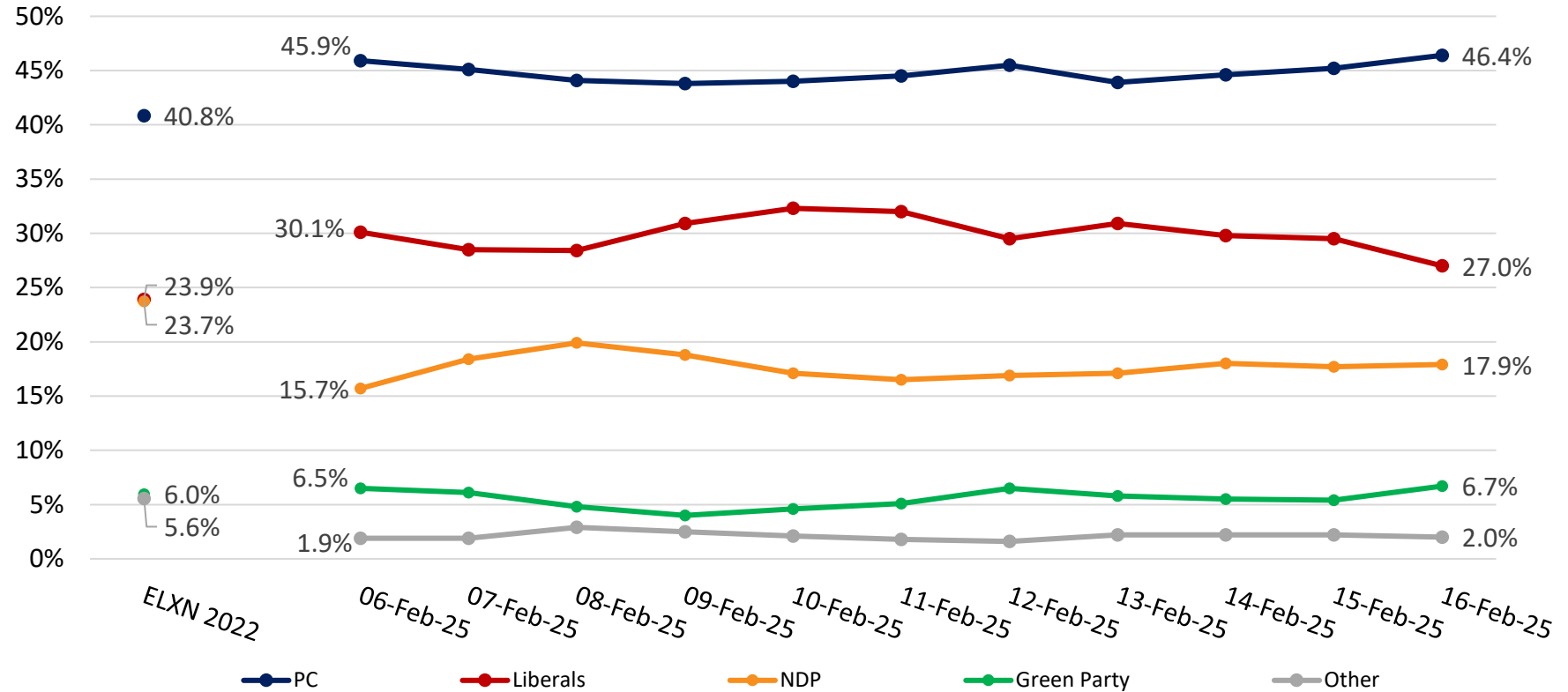
Ballot – Decided Only

Ontario – Provincial Special Issue – Ballot (decided only)
(February 14 to 16, 2025 n=830)

Question: [VOTE PROFILE] For those parties you would consider voting for PROVINCIALLY, could you please rank your top two current local preferences? [UNPROMPTED] [DECIDED ONLY]

Source: CTV/Nanos Research tracking survey Ontarians, February 14 to 16, 2025, n=912, accurate 3.3 percentage points plus or minus, 19 times out of 20. See [full methodology here](#).

Contact: Nik Nanos
Ottawa: (613) 234-4666 x 237
Washington DC: (202) 697-9924
nik@nanos.co







Ballot – by region

*Ontario – Provincial Special Issue – Ballot (decided only)
(February 14 to 16, 2025 n=830)*

Question: [VOTE PROFILE] For those parties you would consider voting for PROVINCIALLY, could you please rank your top two current local preferences? [UNPROMPTED]

Source: CTV/Nanos Research tracking survey Ontarians, February 14 to 16, 2025, n=912, accurate 3.3 percentage points plus or minus, 19 times out of 20. [See full methodology here.](#)

Contact: Nik Nanos
Ottawa: (613) 234-4666 x 237
Washington DC: (202) 697-9924
nik@nanos.co

	Ontario (n=830)	Golden West (n=109)	Southwest/ Central (n=189)	North and East (n=223)	Toronto (n=172)	GTA (n=137)
 Progressive Conservative Party of Ontario	46.4%	44.3%	54.4%	39.6%	37.4%	55.1%
 Ontario Liberal Party	27.0%	26.2%	15.9%	36.4%	30.5%	25.5%
 Ontario New Democratic Party	17.9%	23.0%	14.7%	17.9%	24.3%	11.3%
 Green Party of Ontario	6.7%	3.8%	11.3%	4.4%	6.9%	6.9%
Other	2.0%	2.7%	3.7%	1.7%	0.9%	1.1%

Ballot – by age and gender





Ontario – Provincial Special Issue – Ballot (decided only)
(February 14 to 16, 2025 n=830)

Question: [VOTE PROFILE] For those parties you would consider voting for PROVINCIALLY, could you please rank your top two current local preferences? [UNPROMPTED]

Source: CTV/Nanos Research tracking survey Ontarians, February 14 to 16, 2025, n=912, accurate 3.3 percentage points plus or minus, 19 times out of 20. [See full methodology here.](#)

Contact: Nik Nanos

Ottawa: (613) 234-4666 x 237
 Washington DC: (202) 697-9924
nik@nanos.co

	Ontario (n=830)	Men (n=456)	Women (n=374)	18 to 24 (n=137)	35 to 54 (n=289)	55 plus (n=404)
 Progressive Conservative Party of Ontario	46.4%	53.7%	39.2%	41.0%	50.9%	46.4%
 Ontario Liberal Party	27.0%	23.4%	30.6%	21.9%	23.0%	33.5%
 Ontario New Democratic Party	17.9%	13.3%	22.4%	26.5%	16.4%	13.5%
 Green Party of Ontario	6.7%	6.6%	6.7%	8.3%	6.7%	5.6%
Other	2.0%	3.0%	1.1%	2.3%	3.1%	1.0%

Vote Profile and Ballot





(February 14 to 16, 2025 n=912)

Source: CTV/Nanos Research tracking survey Ontarians, February 14 to 16, 2025, 2025, n=912, accurate 3.3 percentage points plus or minus, 19 times out of 20. [See full methodology here.](#)

Contact: Nik Nanos
nik@nanos.co

Ottawa: (613) 234-4666 x 237
Website: www.nanos.co
Methodology:
www.nanos.co/method

For those parties you would consider voting for PROVINCIALY, could you please rank your top two current local preferences? [UNPROMPTED] OR [IF UNDECIDED] Are you currently leaning towards any particular PROVINCIAL party? If you are, which party would that be? [UNPROMPTED]

Party	All Voters including Undecided	Ballot - Decided Voters Only
 Progressive Conservative Party of Ontario	41.8%	46.4%
 Ontario Liberal Party	24.4%	27.0%
 Ontario New Democratic Party	16.1%	17.9%
 Green Party of Ontario	6.0%	6.7%
Other	1.8%	2.0%
Undecided	9.9%	--

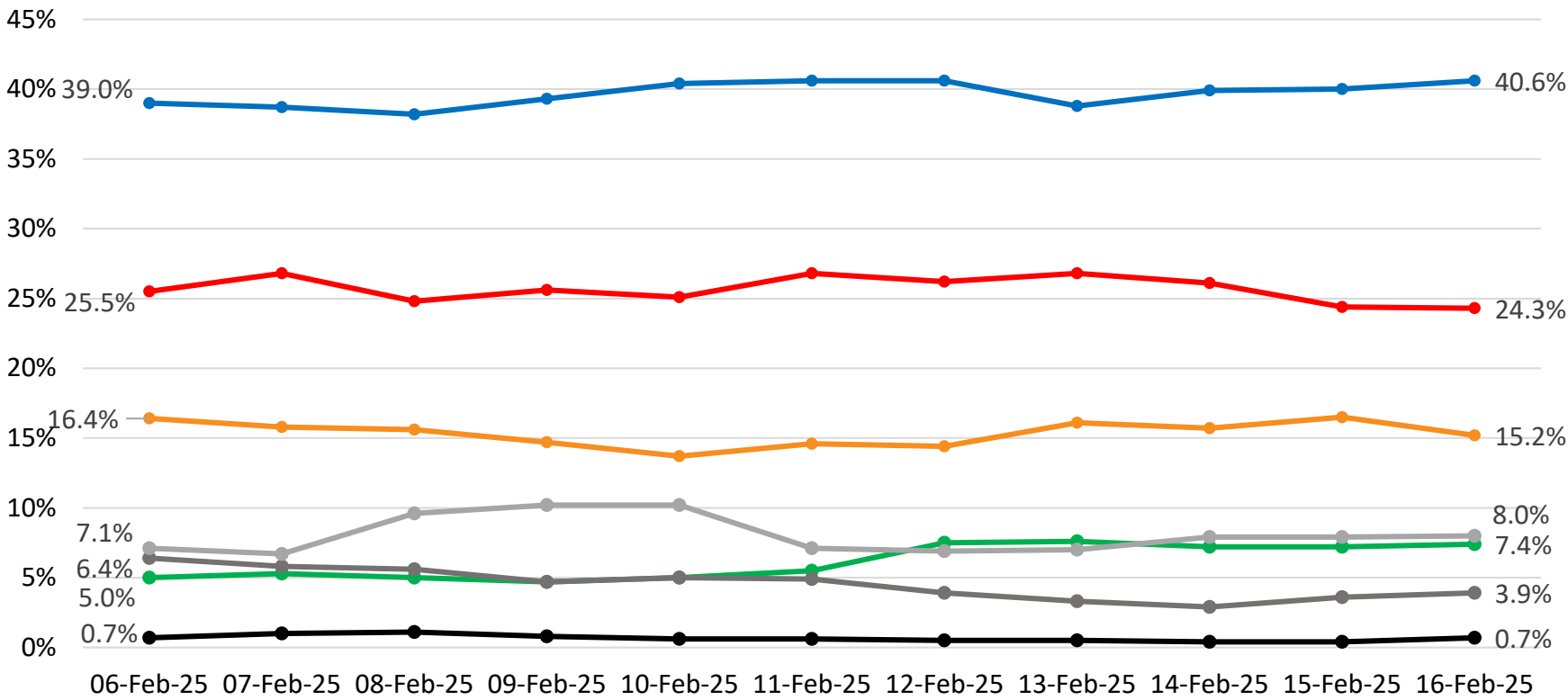
Preferred Premier

Ontario – Provincial Special Issue – Preferred Premier First Ranked Choice
(February 14 to 16, 2025 n=912)

Question: Of the current provincial political party leaders, could you please rank your top two current preferences for Premier of Ontario?
[ROTATE PARTY LEADERS]

Source: CTV/Nanos Research tracking survey Ontarians, February 14 to 16, 2025, n=912, accurate 3.3 percentage points plus or minus, 19 times out of 20. [See full methodology here.](#)

Contact: Nik Nanos
Ottawa: (613) 234-4666 x 237
Washington DC: (202) 697-9924
nik@nanos.co



— Doug Ford — Marit Stiles — Bonnie Crombie — Mike Schreiner — None of the above — Other — Unsure



Preferred Premier – by region





**Ontario – Provincial Special Issue – Preferred Premier First Ranked Choice
(February 14 to 16, 2025 n=912)**

Question: Of the current provincial political party leaders, could you please rank your top two current preferences for Premier of Ontario?
[ROTATE PARTY LEADERS]

Source: CTV/Nanos Research tracking survey Ontarians, February 14 to 16, 2025, n=912, accurate 3.3 percentage points plus or minus, 19 times out of 20. [See full methodology here.](#)

Contact: Nik Nanos

Ottawa: (613) 234-4666 x 237
Washington DC: (202) 697-9924
nik@nanos.co

	Ontario (n=912)	Golden West (n=122)	Southwest/ Central (n=212)	North and East (n=241)	Toronto (n=185)	GTA (n=152)
 Doug Ford - Progressive Conservative Party of Ontario	40.6%	39.0%	44.7%	37.3%	35.3%	45.7%
 Bonnie Crombie - Ontario Liberal Party	24.3%	25.2%	15.3%	29.0%	28.1%	24.2%
 Marit Stiles – Ontario New Democratic Party	15.2%	12.7%	13.2%	18.1%	18.9%	13.0%
 Mike Schreiner - Ontario Green Party	7.4%	11.3%	10.3%	4.0%	8.7%	4.1%
None of the above	3.9%	2.5%	7.2%	1.7%	3.0%	4.7%
Other	.07%	1.7%	0.0%	0.6%	0.4%	0.9%
Unsure	8.0%	7.7%	9.3%	9.3%	5.7%	7.4%

Preferred Premier – by age and gender





*Ontario – Provincial Special Issue – Preferred Premier First Ranked Choice
(February 14 to 16, 2025 n=912)*

Question: Of the current provincial political party leaders, could you please rank your top two current preferences for Premier of Ontario?
[ROTATE PARTY LEADERS]

Source: CTV/Nanos Research tracking survey Ontarians, February 14 to 16, 2025, n=912, accurate 3.3 percentage points plus or minus, 19 times out of 20. [See full methodology here.](#)

Contact: Nik Nanos

Ottawa: (613) 234-4666 x 237
Washington DC: (202) 697-9924
nik@nanos.co

	Ontario (n=912)	Men (n=493)	Women (n=419)	18 to 34 (n=158)	35 to 54 (n=317)	55 plus (n=437)
 Doug Ford - Progressive Conservative Party of Ontario	40.6%	47.5%	34.0%	34.2%	47.2%	39.8%
 Bonnie Crombie - Ontario Liberal Party	24.3%	20.2%	28.2%	13.3%	22.1%	33.6%
 Marit Stiles – Ontario New Democratic Party	15.2%	12.9%	17.3%	23.3%	12.9%	11.4%
 Mike Schreiner - Ontario Green Party	7.4%	7.4%	7.5%	8.8%	8.3%	5.8%
None of the above	3.9%	5.0%	2.8%	5.2%	4.1%	2.7%
Other	.07%	0.4%	1.0%	1.8%	0.5%	0.1%
Unsure	8.0%	6.6%	9.2%	13.4%	5.0%	6.6%

The CTV News/Nanos nightly provincial election tracking conducted by Nanos Research surveys 900 Ontarians aged 18 years and over three days (300 interviews each day). Respondents are all randomly recruited through a dual-frame (cell- and land-line) RDD sample using live agents. One half of the sample is administered the questionnaire by telephone and one half are administered the same questionnaire online. The random sample may be weighted by age and gender according to the latest Canadian census data. Throughout the election, the interviews are compiled into a three-night rolling average of 900 interviews, with the oldest group of 300 interviews being replaced by a new group of 300 each evening. The current data covers the three-night period ending February 16th, 2025.

A random survey of 912 Ontarians is accurate 3.3 percentage points, plus or minus, 19 times out of 20.

The full methodology is detailed in the [technical note](#) in this report. This research was conducted and released in accordance with the standards of the [CRIC](#) of which the firm is an accredited member.

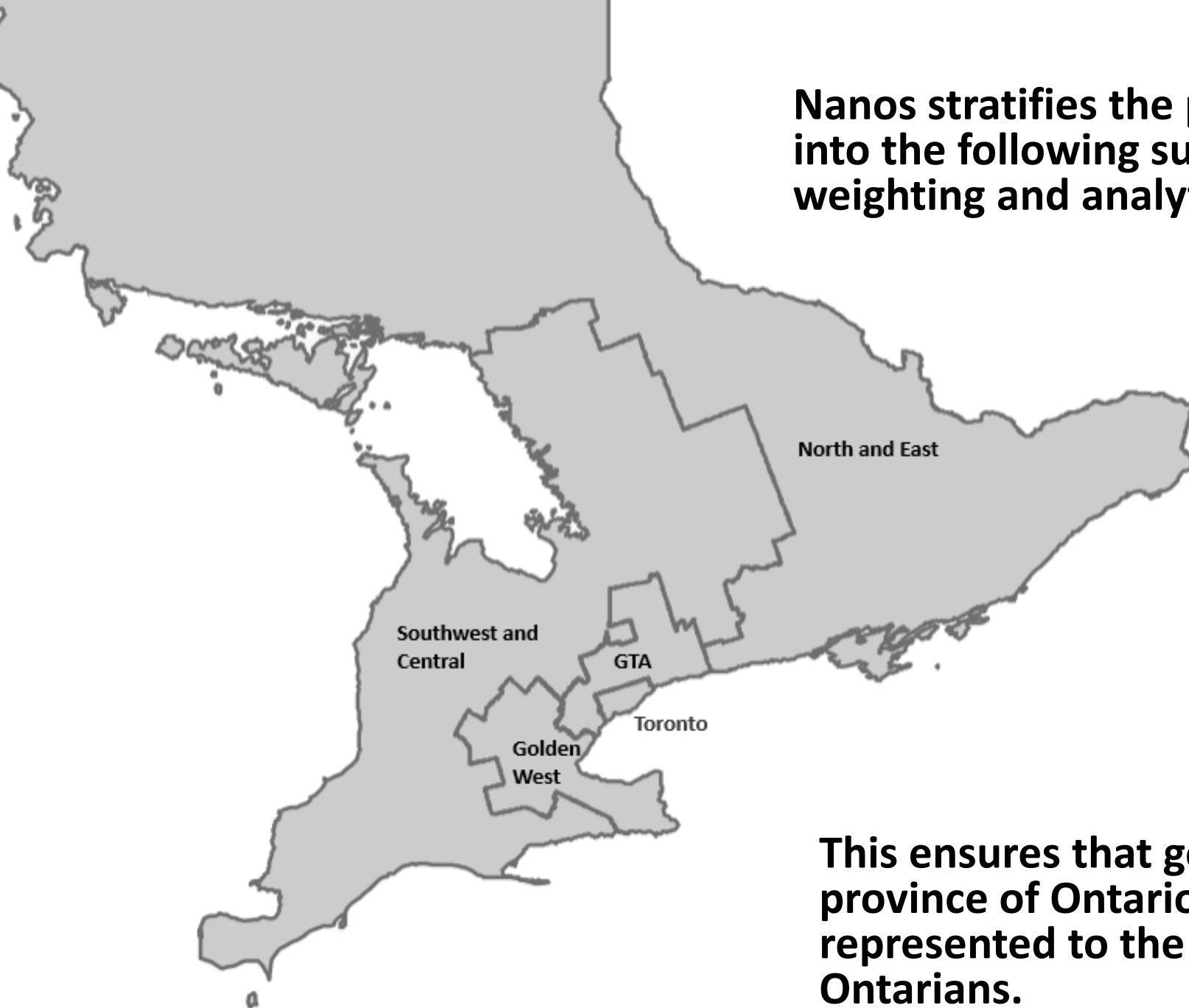
Full data tables with weighted and unweighted number of interviews is [here](#).

Note: Charts may not add up to 100 due to rounding.



Element	Description	Element	Description
Research sponsor	CTV News	Weighting of Data	The results may be weighted by age and gender using the latest Census information (2021) and the sample is geographically stratified to ensure a distribution across all regions of Ontario. See tables for full weighting disclosure.
Population and Final Sample Size	912 Randomly selected individuals, three-day sample of 300 individuals each day compiled into a three day rolling average.	Screening	Screening ensured potential respondents did not work in the market research industry, in the advertising industry, in the media or a political party prior to administering the survey to ensure the integrity of the data.
Source of Sample	Nanos Insights Labs Probability Panel and RDD cell- land-lines.	Excluded Demographics	Individuals younger than 18 years old; individuals without land or cell line or internet could not participate.
Type of Sample	Probability	Stratification	By age and gender using the latest Census information (2021) and the sample is geographically stratified to be representative of Ontario.
Margin of Error	3.3 percentage points, plus or minus, 19 times out of 20.	Estimated Response Rate	Ten percent, consistent with industry norms.
Mode of Survey	RDD dual frame (land- and cell-lines) random telephone survey (50%) and online deployed to Nanos Insights Labs Probability Panel (50%).	Question Order	Question order in the preceding report reflects the order in which they appeared in the original questionnaire.
Sampling Method Base	The sample included both land- and cell-lines RDD (Random Digit Dialed) across Ontario.	Question Content	This was module one of a nightly tracking survey.
Demographics (Captured)	Men and Women; 18 years and older. Six-digit postal code was used to validate geography.	Question Wording	The questionnaire includes questions on which parties people would consider, then explores ballot and preferred premier preferences and closes with issue questions identified by CTV News and demographics.
Demographics (Other)	Age, gender, education, income	Research/Data Collection Supplier	Nanos Research
Fieldwork/Validation	Live interviews with live supervision to validate work.	Contact	Contact Nanos Research for more information or with any concerns or questions. http://www.nanos.co Telephone: (613) 234-4666 ext. 237 Email: info@nanosresearch.com.
Number of Calls	Maximum of five call backs for the telephone sample.	Tabulations	By region, age, gender and number of weighted and unweighted interviews [LINK]
Time of Calls	Local time 5:00-9:00 pm, on weekends 12:00- 6:00 pm		
Field Dates	February 14 to 16, 2025		
Language of Survey	The survey was conducted in English.		
Standards	Nanos Research is a member of the Canadian Research Insights Council (CRIC) and confirms that this research fully complies with all CRIC Standards including the CRIC Public Opinion Research Standards and Disclosure Requirements. https://canadianresearchinsightscouncil.ca/standards/		

Nanos stratifies the provincial sample into the following sub-regions for weighting and analytical purposes.



This ensures that geographies within the province of Ontario are properly represented to the true distribution of Ontarians.



As one of North America's premier market and public opinion research firms, we put strategic intelligence into the hands of decision makers. The majority of our work is for private sector and public facing organizations and ranges from market studies, managing reputation through to leveraging data intelligence. Nanos Research offers a vertically integrated full service quantitative and qualitative research practice to attain the highest standards and the greatest control over the research process. www.nanos.co

nanos dimap analytika



This international joint venture between [dimap](http://www.dimap.com) and [Nanos](http://www.nanos.co) brings together top research and data experts from North American and Europe to deliver exceptional data intelligence to clients. The team offers data intelligence services ranging from demographic and sentiment microtargeting; consumer sentiment identification and decision conversion; and, data analytics and profiling for consumer persuasion. www.nanosdimap.com

EthicStratēgies

Ethic Strategies was created by the founding partners of [PAA Advisory](http://www.paaadvisory.com) and the [Nanos Research Corporation](http://www.nanos.co), both recognized leaders in research, advocacy, and advisory. Ethic provides bespoke strategic counsel, advice, and communications strategies to organizations facing serious issues. www.ethicstrategies.com

Learn more about the Nanos Data Portal service offering. Subscribe today to the Economic, Issue & Sentiment Tracking Portal, the Federal Political Tracking Portal, or both.

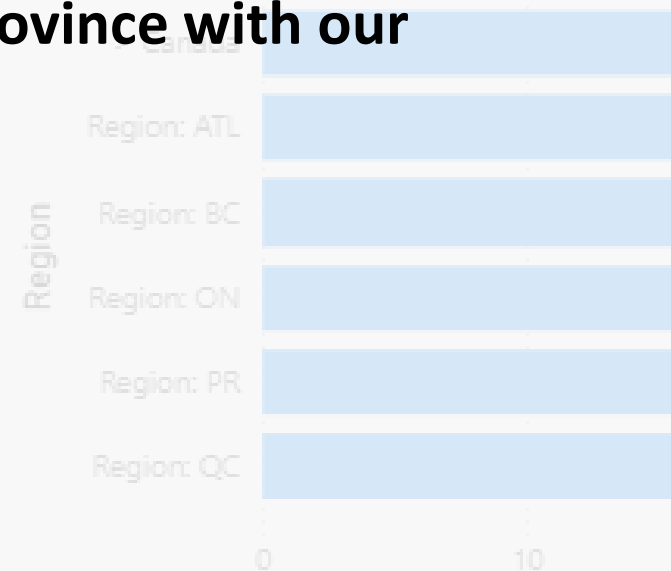
Also, for the 2025 Ontario Provincial Election track vote consideration, vote preferences and preferred Premier, with data broken down by demographics, including different regions across the province with our new daily numbers.

[Sign up](#) | [Learn more](#)

Stay ahead of the curve with the Nanos Data Portals, designed to provide you with insights into consumer confidence, mental health and wellness, public opinion on foreign and domestic policy issues, political preferences and much more. Whether you are a researcher, policymaker, or business leader, our platform delivers actionable intelligence that helps you understand the shifting landscape of public sentiment. Dive deep into customizable visualizations and reports that highlight historical trends. Make informed decisions backed by data that matters. Engage your audience with a resource that transforms complex information into clear, actionable insights.

Region: BC
Region: ON
Region: PR
Region: QC
Consumer Confidence Index
Expectations Index
Pocketbook Index

Region: ON
12-13-2024
Consumer Confidence Index



As of Friday, December 13, 2024



NANOS DATA PORTALS



NANOS IS YOUR GO-TO HIGH-STAKES RESEARCH PARTNER.

Delivering world-class solutions since 1987,
we are the leader in high velocity data insights and visualization.

Market | Consumer | Reputation | Policy | Insight

For more information about our services, please visit us at:

www.nanos.co