

>> key features

National Map

KNOW WHO'S UP AND WHO'S DOWN AT YOUR FINGERTIPS WITH OUR INTUITIVE RIDING MAP PROJECTIONS.

WHETHER YOU ARE AN ADVOCATE FOR MEMBERS OR CLIENTS, THIS IS THE ULTIMATE ADDITION TO YOUR TOOLKIT AND THE SMARTEST INVESTMENT YOU'LL EVER MAKE.

Have the intelligence to effectively target:

- ✓ Races that are too close to call
- ✓ MPs who are at risk and who are safe
- ✓ Battleground regions that are in play
- ✓ The impact of redistribution on likely election outcomes



Contact us for more information or to
secure your subscription

Ben Labelle

blabelle@nanosresearch.com

Leverage the Power of the Nanos Time Map

Support your advocacy, political or public engagement needs with the Nanos Time Map. Monthly updates enable you to stay with the political pulse of Canadians.

What your subscription can do for you:

1. Integrate monthly federal riding projections into your advocacy work when interacting with Members of Parliament and parties;
2. For clients with members – map out your members against swing ridings to understand where you punch above your weight.
3. Maximize advocacy resources by knowing which Members of Parliament to engage with and when;
4. Have the intelligence at your fingertips to know which parties or candidates are on the upswing or at risk; and,
5. Track swing ridings over time to identify battleground regions at play.

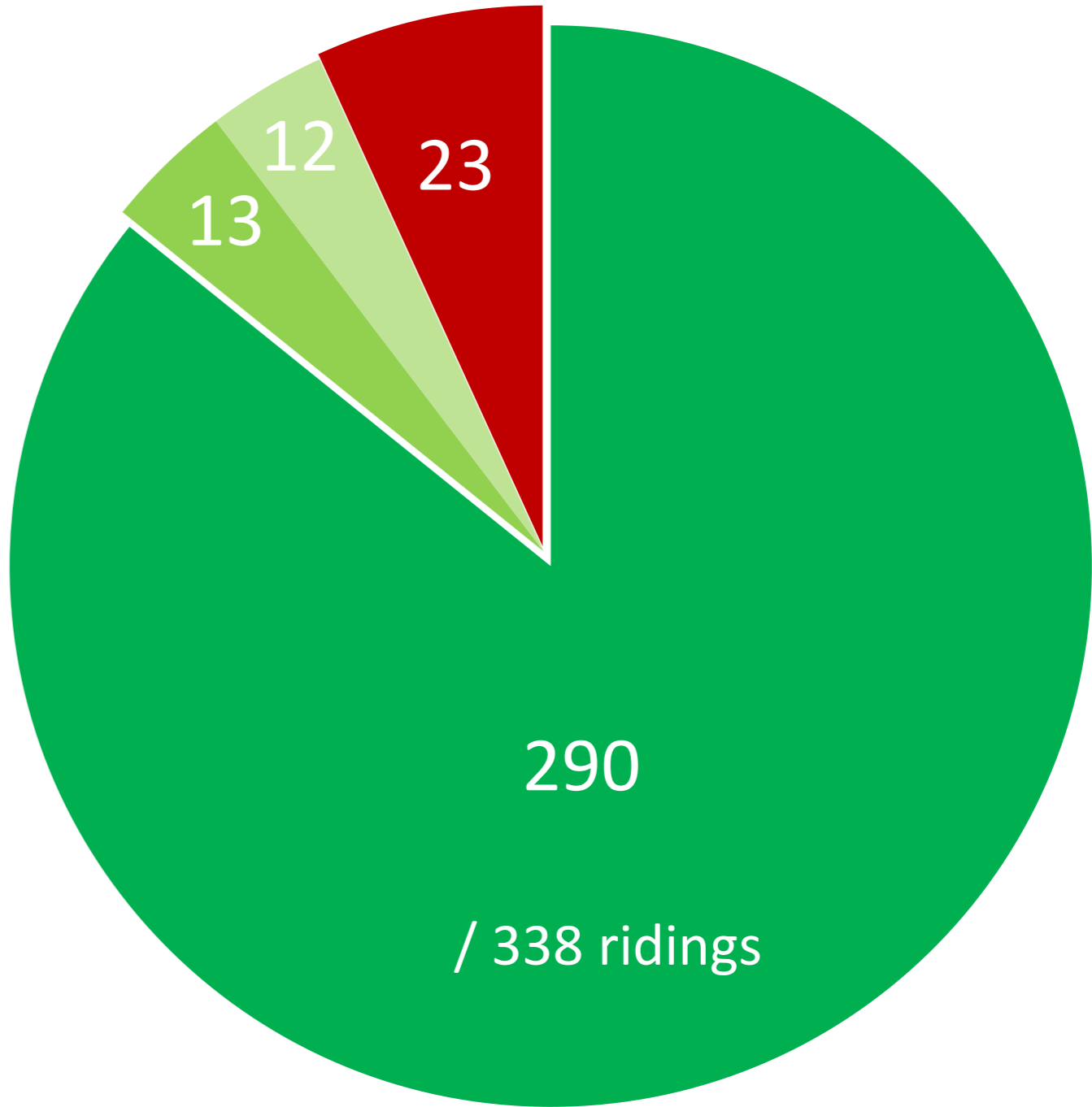
Nanos vs Election 2021

Nanos has a proven track record of success putting strategic intelligence into the hands of decision makers. Nanos Research is the pollster of record for CTV News and the Globe and Mail.

The Nanos Time Map Model accurately predicted the outcome in 290 out of 338 federal ridings in the 2021 Federal Election.




Counting ridings which were projected as too close to call (within 2% [A] and between 2-7% [B]) as correct, the accuracy of the Nanos model increases.



- Number of ridings outside A and B (margin of victory above 8%) accurately predicted
- Number of A ridings accurately predicted as too close to call (margin of victory within 2%)
- Number of B ridings accurately predicted as too close to call (margin of victory within 2-7%)
- Not predicted accurately




Mapping Services




NANOS TIME MAP

The Nanos Time Map Election Assistant includes the integration of Nanos political sentiment modelling, federal election data, and demographic data visualized in interactive maps.




TOMBSTONE DATA

The Nanos Time Map platform also houses extensive Elections Canada tombstone data, as well as demographic data from the Statistics Canada Census.



TRACK RECORD

The Nanos Time Map Model accurately predicted the outcome in 290 out of 338 federal ridings in the 2021 Federal Elections > 86%. Counting ridings which were projected as within 2% (A) and between 2-7% (B) as correct, the accuracy of the Nanos model increases to 93%.



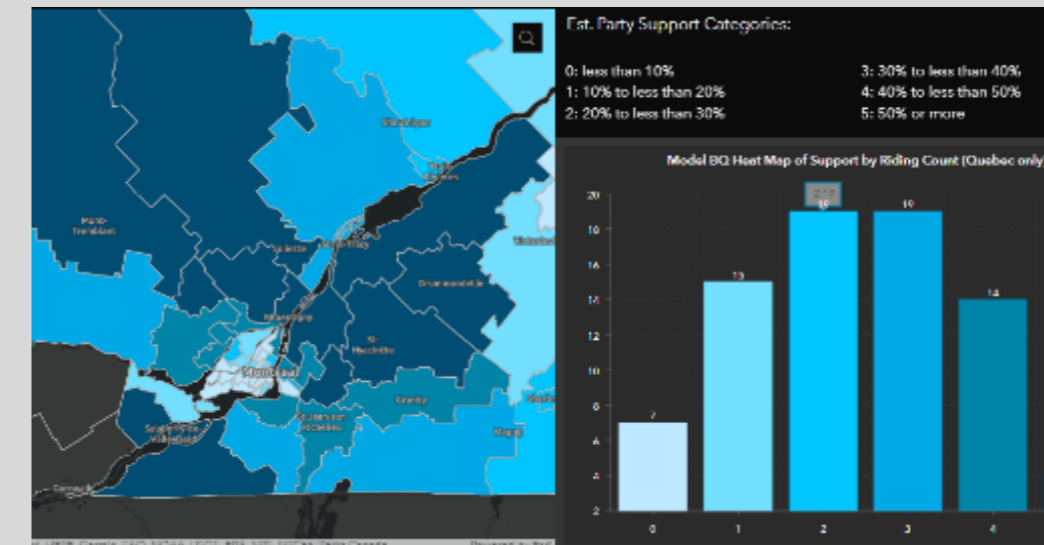
COST

Yearly subscriptions are \$7,260 (TimeMap) for a single log-in access. Note: Only yearly payments are accepted, and all costs and pricing are exclusive of applicable taxes. Visit <https://nanos.co/payments/> for more information or to subscribe.

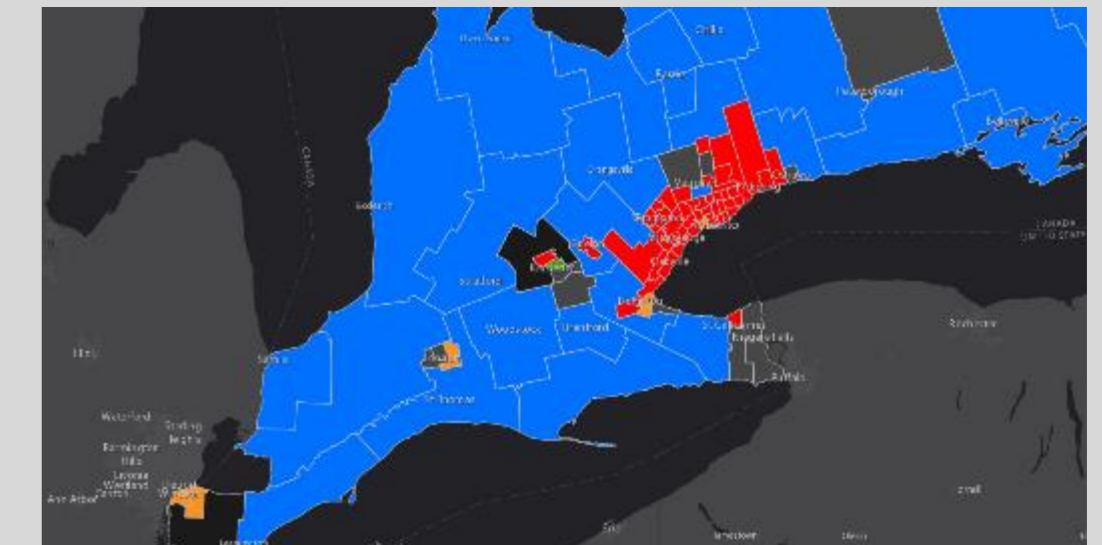


Key Features

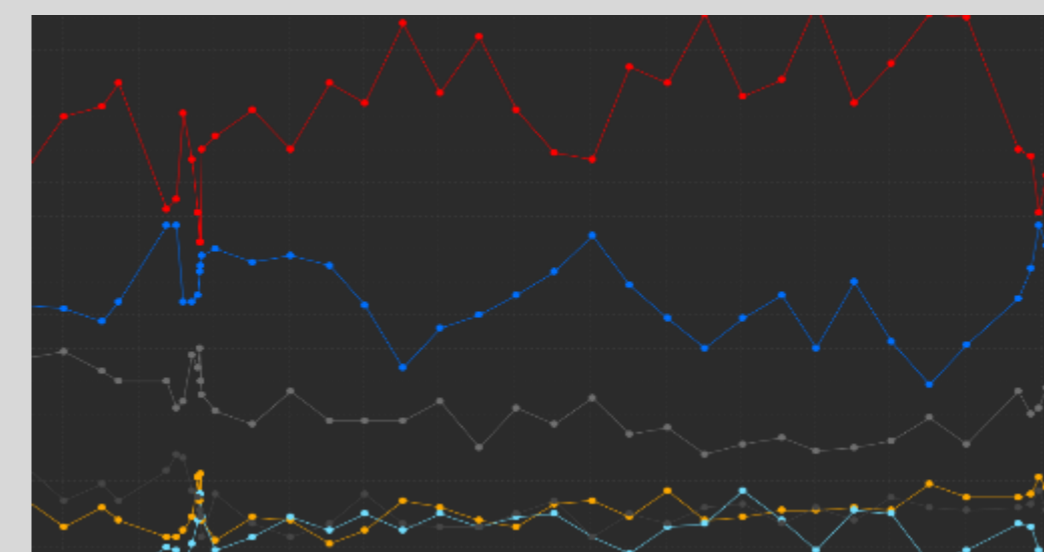
- 2021, 2019, & 2015 Riding Level Election Data (voter turnout, heat maps of party support, and margins of victory)
- Current Nanos Riding Ballot Model Estimate (riding estimated winner including too close to call and close to call updated monthly)
- Current Nanos Margin Model Estimate (riding margin category winner updated monthly)
- Current Nanos Party Heat Maps of Support (riding support categories by party updated monthly)
- Nanos Election Projections (chart of model projections displayed over time by riding count)
- Demographic Data (census data displayed by riding)



Party Heat Maps
of Support



Model Estimate Map Series
Trends



Nanos Election Projections
Over Time



Election Results &
Voter Analysis

As a non-partisan research organization with a distinguished level of data reliability, our services are open to subscribers. Subscription package options are based on scope of geography and breadth of data. Access to data is open to any subscriber on a non-partisan basis.

Arctic
Ocean

CONTACT US TODAY



Benjamin Labelle

Phone: (613) 234-4666 ext 237

blabelle@nanosresearch.com

