

Canadians more likely to believe appointing Carney as Finance Minister would strengthen, rather than weaken the Liberal Party's election chances > Many say there would be no impact.

National survey released August 2024
Field: July 29 to August 1, 2024
Submission 2024-2638

THE GLOBE AND MAIL*





Nanos Research was retained by the Globe and Mail to conduct research among Canadians to gauge their impressions of Liberal political figures and potential Liberal Party leaders, as well as the potential impact on the federal election if Mark Carney was appointed as Finance Minister.

Nanos conducted an RDD dual frame (land- and cell-lines) hybrid telephone and online random survey of 1,035 Canadians, 18 years of age or older, between July 29th to August 1st, 2024 as part of an omnibus survey. Participants were randomly recruited by telephone using live agents and administered a survey online.

The margin of error for this survey is ± 3.1 percentage points, 19 times out of 20.

This study was commissioned by the Globe and Mail and the research was conducted by Nanos Research.

KEY FINDINGS

1

IMPACT OF APPOINTING CARNEY AS FINANCE MINISTER ON LIBERAL ELECTION COMPETITIVENESS

Canadians are nearly four times more likely to think appointing Mark Carney as Minister of Finance would make the Liberals more competitive in the next federal election ([29%](#)) rather than less competitive ([eight per cent](#)), while four in ten think it would have no impact on their competitiveness ([39%](#)) and one in four are unsure ([24%](#)). Canadians 55 and older are more likely to think this would make the Liberals more competitive ([35%](#)) than younger Canadians (18-34)([20%](#)).

2

POLITICAL APPEAL OF POTENTIAL LIBERAL LEADERSHIP CANDIDATES

Canadians continue to consider Mark Carney as the most politically appealing potential Liberal Party leadership candidate ([18%](#)), although close to one in four Canadians still say none of the candidates appeal to them ([29%](#)). Close to one in ten each say Chrystia Freeland ([12%](#)) or Justin Trudeau ([nine per cent](#)) is most politically appealing to them, consistent with results from July 2024.

3

IMPRESSIONS OF PUBLIC FIGURES

Canadians are more likely to have positive or somewhat positive impressions of Minister of Finance Chrystia Freeland ([17% positive; 18% somewhat positive](#)) or Former Bank of Canada Governor Mark Carney ([17% positive; 16% somewhat positive](#)) than Prime Minister Justin Trudeau ([nine per cent positive; 15% somewhat positive](#)). Older Canadians (55 plus) are more likely to have positive impressions of all three public figures (Carney: [43%](#); Freeland: [46%](#); Trudeau: [29%](#)) than those 18 to 34 (Carney: [17%](#); Freeland: [21%](#); Trudeau: [20%](#)).

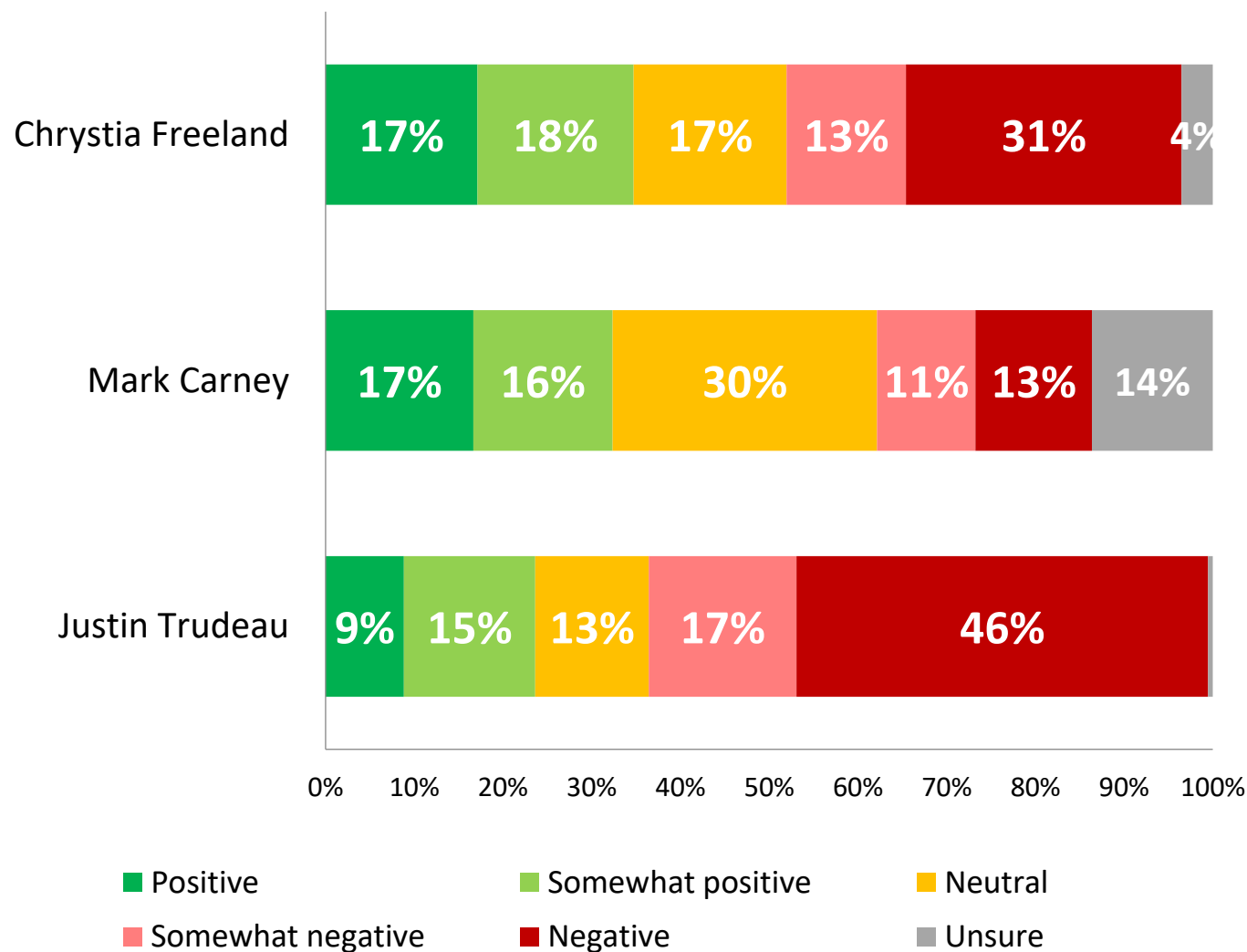
Our next questions are about federal politics. [ROTATE]

Q – Do you have a positive, somewhat positive, somewhat negative, negative or neutral opinion of Chrystia Freeland, Canada’s Minister of Finance?

Q – Do you have a positive, somewhat positive, somewhat negative, negative or neutral opinion of Mark Carney, the former Governor of the Bank of Canada?

Q – Do you have a positive, somewhat positive, somewhat negative, negative or neutral opinion of Justin Trudeau, Canada’s Prime Minister?

Impressions of public figures

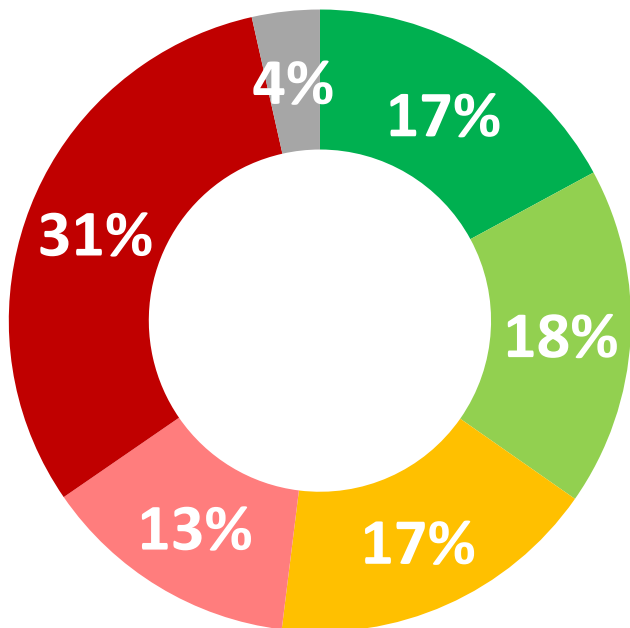


*Weighted to the true population proportion.

*Charts may not add up to 100 due to rounding.

Source: Nanos Research, RDD dual frame hybrid telephone and online random survey, July 29th to August 1st, 2024, n=1035, accurate 3.1 percentage points plus or minus, 19 times out of 20.

Impressions of Chrystia Freeland



- Positive
- Neutral
- Negative
- Somewhat positive
- Somewhat negative
- Unsure

	Atlantic (n=84)	Quebec (n=231)	Ontario (n=352)	Prairies (n=216)	BC (n=152)
Positive/Somewhat positive	40.6%	39.7%	35.1%	24.4%	35.2%
	Men (n=551)	Women (n=484)	18 to 34 (n=167)	35 to 54 (n=362)	55 plus (n=506)
	32.0%	37.3%	20.9%	32.1%	45.7%
Negative/Somewhat negative	33.3%	29.2%	50.5%	52.4%	49.0%
	Men (n=551)	Women (n=484)	18 to 34 (n=167)	35 to 54 (n=362)	55 plus (n=506)
	50.9%	38.4%	49.2%	47.7%	39.0%

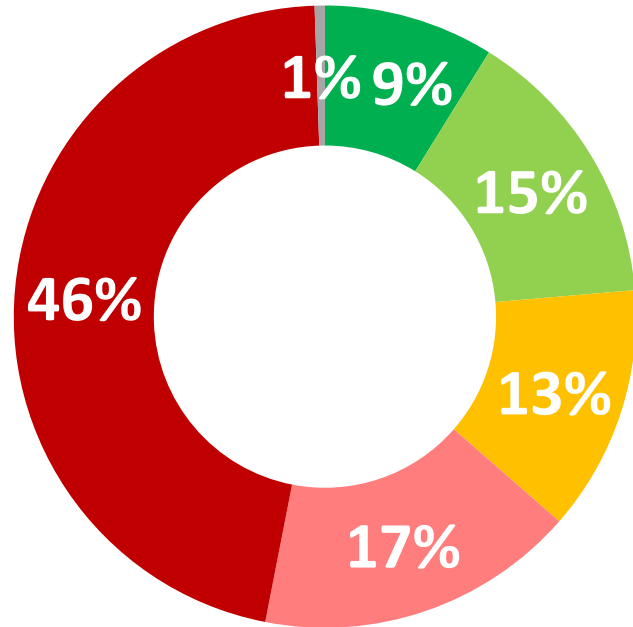
*Weighted to the true population proportion.
 *Charts may not add up to 100 due to rounding.

Q – Our next questions are about federal politics. [ROTATE] Do you have a positive, somewhat positive, somewhat negative, negative or neutral opinion of Chrystia Freeland, Canada’s Minister of Finance?

Source: Nanos Research, RDD dual frame hybrid telephone and online random survey, July 29th to August 1st, 2024, n=1035, accurate 3.1 percentage points plus or minus, 19 times out of 20.



Impressions of Justin Trudeau



- Positive
- Neutral
- Negative
- Somewhat positive
- Somewhat negative
- Unsure

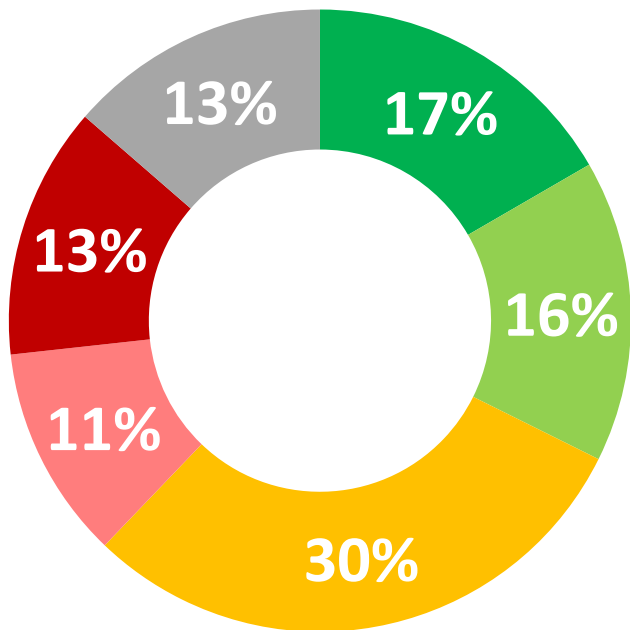
	Atlantic (n=84)	Quebec (n=231)	Ontario (n=352)	Prairies (n=216)	BC (n=152)
Positive/Somewhat positive	28.9%	25.0%	22.2%	18.5%	29.5%
	Men (n=551)	Women (n=484)	18 to 34 (n=167)	35 to 54 (n=362)	55 plus (n=506)
	19.9%	27.3%	19.5%	20.8%	28.5%
	Atlantic (n=84)	Quebec (n=231)	Ontario (n=352)	Prairies (n=216)	BC (n=152)
Negative/Somewhat negative	56.3%	55.4%	66.7%	69.0%	61.2%
	Men (n=551)	Women (n=484)	18 to 34 (n=167)	35 to 54 (n=362)	55 plus (n=506)
	68.2%	58.1%	63.0%	65.3%	61.3%

*Weighted to the true population proportion.
 *Charts may not add up to 100 due to rounding.

Q – Our next questions are about federal politics. [ROTATE] Do you have a positive, somewhat positive, somewhat negative, negative or neutral opinion of Justin Trudeau, Canada’s Prime Minister?

Source: Nanos Research, RDD dual frame hybrid telephone and online random survey, July 29th to August 1st, 2024, n=1035, accurate 3.1 percentage points plus or minus, 19 times out of 20.

Impressions of Mark Carney



- Positive
- Neutral
- Negative
- Somewhat positive
- Somewhat negative
- Unsure

Positive/Somewhat positive	Atlantic (n=84)	Quebec (n=231)	Ontario (n=352)	Prairies (n=216)	BC (n=152)
	28.5%	31.3%	35.7%	24.1%	36.9%
Positive/Somewhat positive	Men (n=551)	Women (n=484)	18 to 34 (n=167)	35 to 54 (n=362)	55 plus (n=506)
	34.0%	30.8%	16.6%	31.6%	43.1%

Negative/Somewhat negative	Atlantic (n=84)	Quebec (n=231)	Ontario (n=352)	Prairies (n=216)	BC (n=152)
	22.9%	13.2%	24.6%	37.0%	26.0%
Negative/Somewhat negative	Men (n=551)	Women (n=484)	18 to 34 (n=167)	35 to 54 (n=362)	55 plus (n=506)
	29.7%	19.0%	27.7%	27.3%	19.5%

*Weighted to the true population proportion.
 *Charts may not add up to 100 due to rounding.

Q – Our next questions are about federal politics. [ROTATE] Do you have a positive, somewhat positive, somewhat negative, negative or neutral opinion of Mark Carney, the former Governor of the Bank of Canada?

Source: Nanos Research, RDD dual frame hybrid telephone and online random survey, July 29th to August 1st, 2024, n=1035, accurate 3.1 percentage points plus or minus, 19 times out of 20.



Impact of appointing Mark Carney as Minister of Finance

Q – Thinking of a situation where former Bank of Canada Governor Mark Carney was appointed Canada’s Minister of Finance, which of the following statements, if any, best reflects your personal view? Having Mark Carney as Justin Trudeau’s Minister of Finance: [RANDOMIZE]



- Would help the Liberals be more competitive in the next federal election
- Would have no impact on how people vote
- Would make the Liberals less competitive in the next federal election
- Unsure of the impact

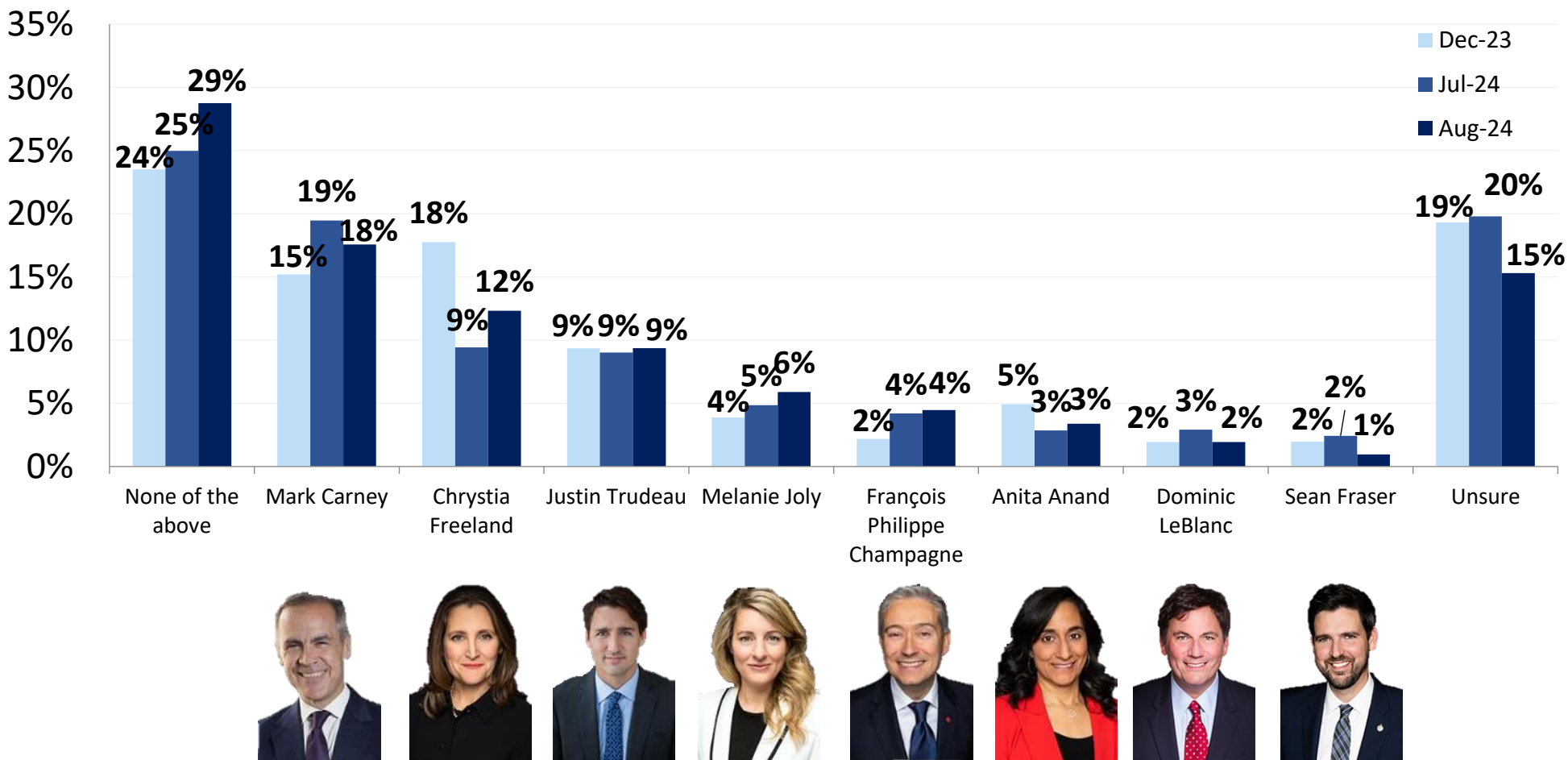
Help Liberals be more competitive	Atlantic (n=84)	Quebec (n=231)	Ontario (n=352)	Prairies (n=216)	BC (n=152)
	33.2%	31.0%	28.6%	22.4%	30.8%
	Men (n=551)	Women (n=484)	18 to 34 (n=167)	35 to 54 (n=362)	55 plus (n=506)
	30.6%	26.9%	19.8%	28.2%	34.8%

Make the Liberals less competitive	Atlantic (n=84)	Quebec (n=231)	Ontario (n=352)	Prairies (n=216)	BC (n=152)
	7.5%	7.3%	7.1%	12.2%	9.8%
	Men (n=551)	Women (n=484)	18 to 34 (n=167)	35 to 54 (n=362)	55 plus (n=506)
	10.1%	6.8%	13.6%	7.8%	5.5%

*Weighted to the true population proportion.
 *Charts may not add up to 100 due to rounding.

Most appealing potential candidate for the leadership of the Liberal Party – Tracking

Q – Which of the following potential candidates for the leadership of the Liberal Party of Canada is the most politically appealing to you?[RANDOMIZE]



Source: Nanos Research, RDD dual frame hybrid telephone and online random survey, July 29th to August 1st, 2024, n=1035, accurate 3.1 percentage points plus or minus, 19 times out of 20.

Most appealing potential candidate for the leadership of the Liberal Party – by demographics

Q –Which of the following potential candidates for the leadership of the Liberal Party of Canada is the most politically appealing to you? [RANDOMIZE]

	2024-08 (n=1035)	Atlantic (n=84)	Quebec (n=231)	Ontario (n=352)	Prairies (n=216)	BC (n=152)	Men (n=551)	Women (n=484)	18 to 34 (n=167)	35 to 54 (n=362)	55 plus (n=506)
None of the above	28.8%	19.6%	17.6%	31.0%	39.6%	32.0%	32.2%	25.5%	29.2%	32.3%	25.7%
Mark Carney	17.6%	13.9%	16.9%	18.6%	14.9%	21.0%	18.9%	16.3%	13.3%	17.1%	20.7%
Chrystia Freeland	12.3%	10.7%	14.0%	14.4%	7.0%	11.2%	10.0%	14.5%	11.1%	12.5%	13.0%
Justin Trudeau	9.4%	7.2%	12.4%	9.1%	6.6%	9.8%	10.1%	8.6%	9.8%	6.6%	11.2%
Melanie Joly	5.9%	4.6%	10.9%	4.8%	5.3%	2.1%	5.7%	6.1%	4.4%	8.1%	5.2%
François Philippe Champagne	4.5%	1.3%	13.8%	2.1%	1.2%	1.0%	4.9%	4.0%	2.7%	3.4%	6.5%
Anita Anand	3.4%	3.3%	1.0%	5.2%	2.4%	3.5%	3.5%	3.2%	1.3%	3.3%	4.9%
Dominic LeBlanc	1.9%	12.4%	1.6%	1.4%	0.6%	0.6%	2.0%	1.9%	0.8%	1.2%	3.3%
Sean Fraser	1.0%	6.3%	-	1.4%	-	-	1.4%	0.5%	1.3%	0.9%	0.8%
Unsure	15.3%	20.7%	11.8%	12.0%	22.4%	18.8%	11.2%	19.3%	26.2%	14.6%	8.8%

Source: Nanos Research, RDD dual frame hybrid telephone and online random survey, July 29th to August 1st, 2024, n=1035, accurate 3.1 percentage points plus or minus, 19 times out of 20.

Nanos conducted an RDD dual frame (land- and cell-lines) hybrid telephone and online random survey of 1,035 Canadians, 18 years of age or older, between July 29th and August 1st, 2024 as part of an omnibus survey. Participants were randomly recruited by telephone using live agents and administered a survey online. The sample included both land- and cell-lines across Canada. The results were statistically checked and weighted by age and gender using the latest Census information and the sample is geographically stratified to be representative of Canada.

Individuals randomly called using random digit dialling with a maximum of five call backs.

The margin of error for this survey is ± 3.1 percentage points, 19 times out of 20.

This study was commissioned by the Globe and Mail and the research was conducted by Nanos Research.

Note: Charts may not add up to 100 due to rounding



Element	Description	Element	Description
Research sponsor	The Globe and Mail	Weighting of Data	The results were weighted by age and gender using the latest Census information (2021) and the sample is geographically stratified to ensure a distribution across all regions of Canada. See tables for full weighting disclosure
Population and Final Sample Size	1035 Randomly selected individuals.	Screening	Screening ensured potential respondents did not work in the market research industry, in the advertising industry, in the media or a political party prior to administering the survey to ensure the integrity of the data.
Source of Sample	Nanos Hybrid Panel	Excluded Demographics	Individuals younger than 18 years old; individuals without land or cell lines, and individuals without internet access could not participate.
Type of Sample	Probability	Stratification	By age and gender using the latest Census information (2021) and the sample is geographically stratified to be representative of Canada. Smaller areas such as Atlantic Canada were marginally oversampled to allow for a minimum regional sample.
Margin of Error	±3.1 percentage points, 19 times out of 20.	Estimated Response Rate	Nine percent, consistent with industry norms.
Mode of Survey	RDD dual frame (land- and cell-lines) hybrid telephone and online omnibus survey	Question Order	Question order in the preceding report reflects the order in which they appeared in the original questionnaire.
Sampling Method Base	The sample included both land- and cell-lines RDD (Random Digit Dialed) across Canada.	Question Content	Topics on the omnibus ahead of the survey content included: views on political issues, views on economic issues, views on federal party leaders and politics, and extreme weather events.
Demographics (Captured)	Atlantic Canada, Quebec, Ontario, Prairies, British Columbia; Men and Women; 18 years and older. Six digit postal code was used to validate geography.	Question Wording	The questions in the preceding report are written exactly as they were asked to individuals.
Fieldwork/Validation	Individuals were recruited using live interviews with live supervision to validate work, the research questions were administered online	Research/Data Collection Supplier	Nanos Research
Number of Calls	Maximum of five call backs to those recruited.	Contact	Contact Nanos Research for more information or with any concerns or questions. http://www.nanos.co Telephone:(613) 234-4666 ext. 237 Email: info@nanosresearch.com.
Time of Calls	Individuals recruited were called between 12-5:30 pm and 6:30-9:30pm local time for the respondent.		
Field Dates	July 29 th to August 1 st , 2024.		
Language of Survey	The survey was conducted in both English and French.		
Standards	Nanos Research is a member of the Canadian Research Insights Council (CRIC) and confirms that this research fully complies with all CRIC Standards including the CRIC Public Opinion Research Standards and Disclosure Requirements. https://canadianresearchinsightscouncil.ca/standards/		



As one of North America's premier market and public opinion research firms, we put strategic intelligence into the hands of decision makers. The majority of our work is for private sector and public facing organizations and ranges from market studies, managing reputation through to leveraging data intelligence. Nanos Research offers a vertically integrated full service quantitative and qualitative research practice to attain the highest standards and the greatest control over the research process. www.nanos.co

nanos dimap analytika



This international joint venture between [dimap](http://www.dimap.com) and [Nanos](http://www.nanos.co) brings together top research and data experts from North American and Europe to deliver exceptional data intelligence to clients. The team offers data intelligence services ranging from demographic and sentiment microtargeting; consumer sentiment identification and decision conversion; and, data analytics and profiling for consumer persuasion. www.nanosdimap.com

EthicStratēgies

Ethic Strategies was created by the founding partners of [PAA Advisory](http://www.paaadvisory.com) and the [Nanos Research Corporation](http://www.nanos.co), both recognized leaders in research, advocacy, and advisory. Ethic provides bespoke strategic counsel, advice, and communications strategies to organizations facing serious issues. www.ethicstrategies.com

Any questions?



Nanos Research

(613) 234-4666, ext. 237

ea@nanosresearch.com

For more information on the firm, please visit www.nanos.co



NANOS IS YOUR GO-TO HIGH-STAKES RESEARCH PARTNER.

Delivering world-class solutions since 1987,
we are the leader in high velocity data insights and visualization.

Market | Consumer | Reputation | Policy | Insight

For more information about our services, please visit us at:

www.nanos.co

TABULATIONS



2024-2638 - Globe and Mail - July Omni - STAT SHEET

Methodology: Nanos conducted an RDD dual frame (land- and cell-lines) hybrid telephone and online survey of 1,035 Canadians, 18 years of age and older, between July 29th and August 1st, 2024. The margin of error for a survey of 1,035 Canadians is ±3.1 percentage points, 19 times out of 20.

Note: Responses with a sample size of less than 30 have been suppressed

www.nanos.co

Question - Do you have a positive, somewhat positive, somewhat negative, negative or neutral opinion of Chrystia Freeland, Canada's Minister of Finance?

		Region						Gender		Age		
		Canada								18 to	35 to	
		2024-08	Atlantic	Quebec	Ontario	Prairies	BC	Male	Female	34	54	55 plus
Total	Unwgt N	1035	84	231	352	216	152	551	484	167	362	506
	Wgt N	1000	67	231	388	175	139	490	510	267	322	411
Positive	%	17.1	13.1	18.2	18.5	12.9	18.6	15.1	19.0	10.9	14.8	22.9
Somewhat positive	%	17.6	27.5	21.5	16.7	11.5	16.7	16.9	18.2	9.9	17.2	22.9
Neutral	%	17.3	20.0	27.3	13.9	15.2	11.1	13.6	20.8	20.9	17.9	14.4
Somewhat negative	%	13.4	6.3	15.3	15.1	12.6	10.2	12.3	14.6	14.9	13.1	12.8
Negative	%	31.1	27.0	13.9	35.3	39.8	38.8	38.6	23.9	34.2	34.6	26.3
Unsure	%	3.5	6.1	3.7	0.5	8.0	4.7	3.5	3.5	9.1	2.3	0.9

Question - Do you have a positive, somewhat positive, somewhat negative, negative or neutral opinion of Justin Trudeau, Canada's Prime Minister?

		Region						Gender		Age		
		Canada								18 to	35 to	
		2024-08	Atlantic	Quebec	Ontario	Prairies	BC	Male	Female	34	54	55 plus
Total	Unwgt N	1035	84	231	352	216	152	551	484	167	362	506
	Wgt N	1000	67	231	388	175	139	490	510	267	322	411
Positive	%	8.8	7.6	8.7	8.6	9.0	10.3	8.8	8.8	5.7	6.9	12.4
Somewhat positive	%	14.8	21.3	16.3	13.6	9.5	19.2	11.0	18.4	13.8	13.9	16.1
Neutral	%	12.8	13.4	18.8	11.1	11.0	9.3	11.5	14.0	16.3	13.5	9.9
Somewhat negative	%	16.6	24.2	22.1	15.4	12.2	13.1	14.2	19.0	15.7	16.6	17.3
Negative	%	46.4	32.1	33.4	51.3	56.8	48.1	54.0	39.0	47.3	48.7	44.0
Unsure	%	0.5	1.3	0.8	0.0	1.4	0.0	0.4	0.6	1.1	0.4	0.2

Question - Do you have a positive, somewhat positive, somewhat negative, negative or neutral opinion of Mark Carney, the former Governor of the Bank of Canada?

		Region						Gender		Age		
		Canada								18 to	35 to	
		2024-08	Atlantic	Quebec	Ontario	Prairies	BC	Male	Female	34	54	55 plus
Total	Unwgt N	1035	84	231	352	216	152	551	484	167	362	506
	Wgt N	1000	67	231	388	175	139	490	510	267	322	411
Positive	%	16.6	18.3	15.5	18.3	13.0	17.7	17.0	16.3	9.7	13.7	23.4
Somewhat positive	%	15.7	10.2	15.8	17.4	11.1	19.2	16.9	14.5	6.9	17.9	19.7
Neutral	%	29.8	31.5	38.7	29.9	22.0	23.8	25.3	34.1	28.7	31.0	29.6
Somewhat negative	%	11.1	12.7	8.0	10.7	17.5	8.6	13.7	8.6	13.3	11.1	9.7
Negative	%	13.1	10.2	5.2	13.9	19.6	17.4	16.0	10.3	14.5	16.2	9.8
Unsure	%	13.6	17.1	16.8	9.8	16.9	13.3	11.0	16.1	27.0	10.0	7.8

Question - Thinking of a situation where former Bank of Canada Governor Mark Carney was appointed Canada's Minister of Finance, which of the following statements, if any, best reflects your personal view? Having Mark Carney as Justin Trudeau's Minister of Finance: [RANDOMIZE]

		Region						Gender		Age		
		Canada								18 to	35 to	
		2024-08	Atlantic	Quebec	Ontario	Prairies	BC	Male	Female	34	54	55 plus
Total	Unwgt N	1035	84	231	352	216	152	551	484	167	362	506
	Wgt N	1000	67	231	388	175	139	490	510	267	322	411
Would help the Liberals be more competitive in the next federal election	%	28.7	33.2	31.0	28.6	22.4	30.8	30.6	26.9	19.8	28.2	34.8
Would have no impact on how people vote	%	38.9	30.5	36.2	43.8	37.9	34.7	43.0	34.9	35.2	39.8	40.6
Would make the Liberals less competitive in the next federal election	%	8.4	7.5	7.3	7.1	12.2	9.8	10.1	6.8	13.6	7.8	5.5
Unsure of the impact	%	24.0	28.7	25.5	20.5	27.5	24.6	16.3	31.4	31.4	24.2	19.1

Question - Which of the following potential candidates for the leadership of the Liberal Party of Canada is the most politically appealing to you?
[RANDOMIZE]

		Region						Gender		Age		
		Canada								18 to	35 to	
		2024-08	Atlantic	Quebec	Ontario	Prairies	BC	Male	Female	34	54	55 plus
Total	Unwgt N	1035	84	231	352	216	152	551	484	167	362	506
	Wgt N	1000	67	231	388	175	139	490	510	267	322	411
Justin Trudeau	%	9.4	7.2	12.4	9.1	6.6	9.8	10.1	8.6	9.8	6.6	11.2
Chrystia Freeland	%	12.3	10.7	14.0	14.4	7.0	11.2	10.0	14.5	11.1	12.5	13.0
Melanie Joly	%	5.9	4.6	10.9	4.8	5.3	2.1	5.7	6.1	4.4	8.1	5.2
François Philippe Champagne	%	4.5	1.3	13.8	2.1	1.2	1.0	4.9	4.0	2.7	3.4	6.5
Mark Carney	%	17.6	13.9	16.9	18.6	14.9	21.0	18.9	16.3	13.3	17.1	20.7
Anita Anand	%	3.4	3.3	1.0	5.2	2.4	3.5	3.5	3.2	1.3	3.3	4.9
Sean Fraser	%	1.0	6.3	0.0	1.4	0.0	0.0	1.4	0.5	1.3	0.9	0.8
Dominic LeBlanc	%	1.9	12.4	1.6	1.4	0.6	0.6	2.0	1.9	0.8	1.2	3.3
None of the above	%	28.8	19.6	17.6	31.0	39.6	32.0	32.2	25.5	29.2	32.3	25.7
Unsure	%	15.3	20.7	11.8	12.0	22.4	18.8	11.2	19.3	26.2	14.6	8.8