



Majority who favour the use of the Emergencies Act remains same compared to 2022 – Most disagree with financial compensation for protestors.

Nanos was retained by CTV News to conduct research among Canadians to gauge their views on the use of the *Emergencies Act* in response to the Freedom Convoy Protest and whether protestors should be financially compensated.

Nanos conducted an RDD dual frame (land- and cell-lines) hybrid telephone and online random survey of 1,114 Canadians, 18 years of age or older, between January 29th to 31st, 2024 as part of an omnibus survey. The margin of error for this survey is ± 2.9 percentage points, 19 times out of 20.

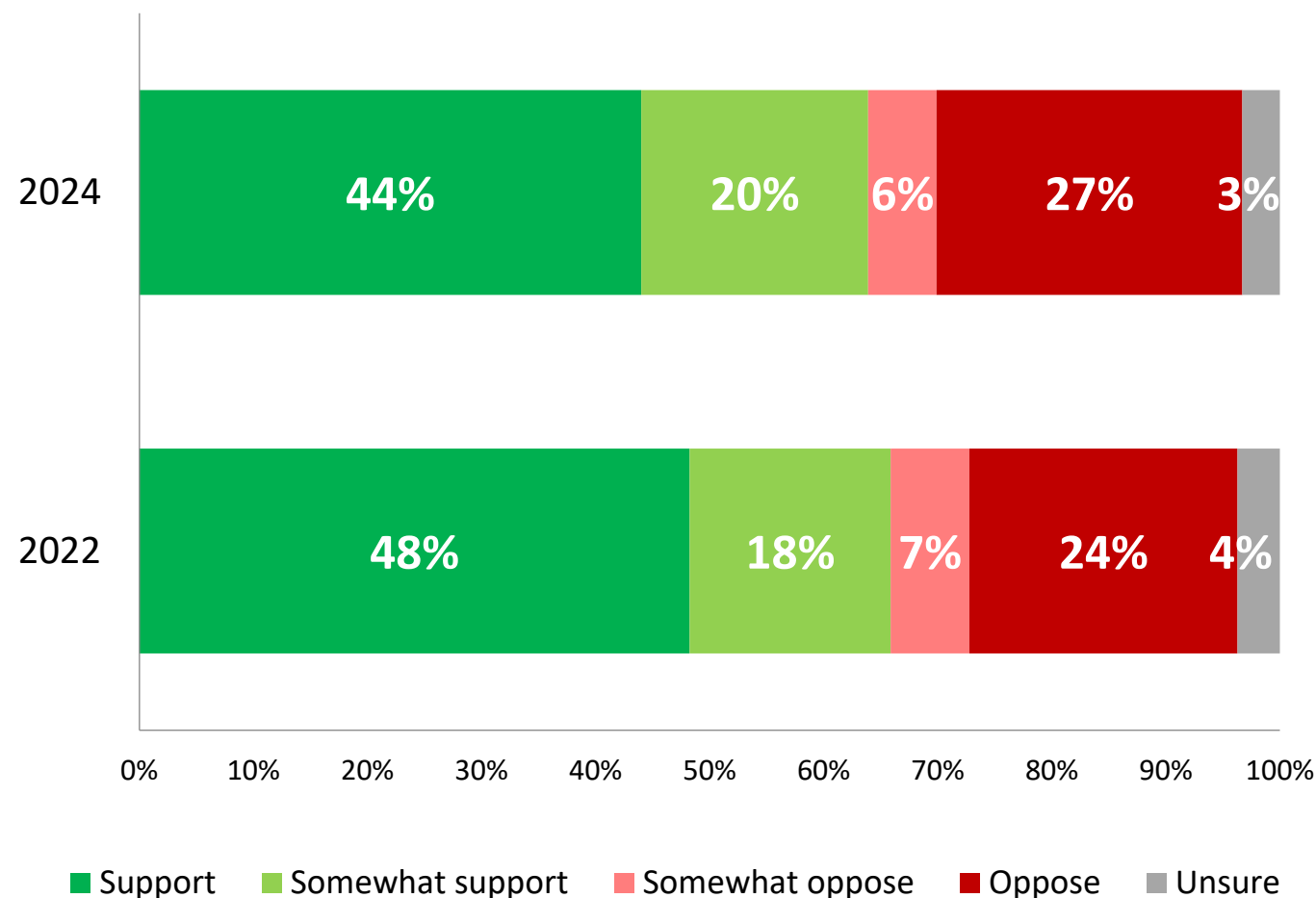
This study was commissioned by CTV and the research was conducted by Nanos Research.



Since the last wave, a majority of Canadians continue to support or somewhat support the Government of Canada for using the *Emergencies Act* in response to the Freedom Convoy Protest. Canadians aged 55 and plus (71%) were more likely to support or somewhat support the use of the *Emergencies Act* than Canadians aged 18 to 34 (55%).

Q – Do you support, somewhat support, somewhat oppose or oppose the Government of Canada using the *Emergencies Act* in response to the Freedom Convoy Protest?

Support for use of *Emergencies Act* in response to Freedom Convoy – Tracking



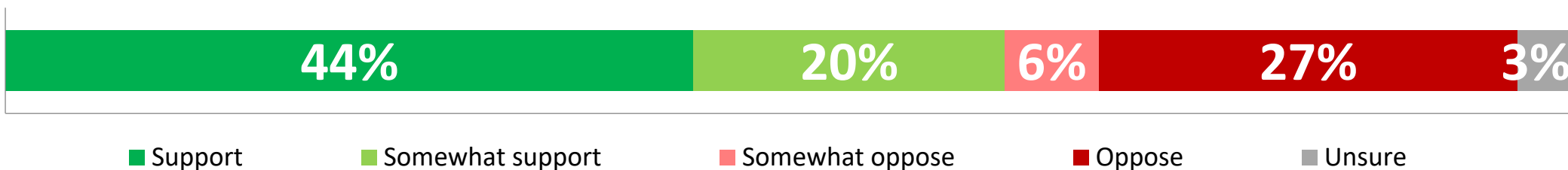
*Weighted to the true population proportion.

*Charts may not add up to 100 due to rounding.

Source: Nanos Research, RDD dual frame hybrid telephone and online random survey, January 29th to 31st, 2024, n=1,114, accurate 2.9 percentage points plus or minus, 19 times out of 20.

Support for use of *Emergencies Act* in response to Freedom Convoy

Q –Do you support, somewhat support, somewhat oppose or oppose the Government of Canada using the *Emergencies Act* in response to the Freedom Convoy Protest?



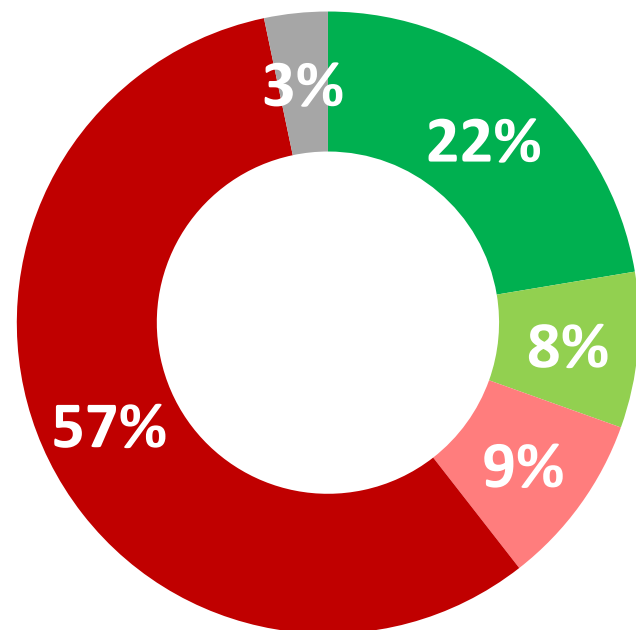
*Weighted to the true population proportion.

*Charts may not add up to 100 due to rounding.

Support/Somewhat support	Atlantic (n=110)	Quebec (n=262)	Ontario (n=366)	Prairies (n=219)	BC (n=157)
	72.5%	66.8%	64.9%	58.2%	59.1%
	Men (n=601)	Women (n=512)	18 to 34 (n=153)	35 to 54 (n=394)	55 plus (n=567)
	54.3%	73.1%	55.1%	62.3%	70.8%

Oppose/Somewhat oppose	Atlantic (n=110)	Quebec (n=262)	Ontario (n=366)	Prairies (n=219)	BC (n=157)
	22.6%	27.2%	32.5%	40.3%	38.2%
	Men (n=601)	Women (n=512)	18 to 34 (n=153)	35 to 54 (n=394)	55 plus (n=567)
	43.0%	22.8%	37.4%	35.2%	28.0%

Source: Nanos Research, RDD dual frame hybrid telephone and online random survey, January 29th to 31st, 2024, n=1,114, accurate 2.9 percentage points plus or minus, 19 times out of 20.



■ Agree ■ Somewhat agree
■ Somewhat disagree ■ Disagree
■ Unsure

*Weighted to the true population proportion.

*Charts may not add up to 100 due to rounding.

Agreement with Freedom Convoy protestors being financially compensated

2 in 3 Canadians

disagree or somewhat disagree that Freedom Convoy protesters should be financially compensated by the government for actions like freezing bank accounts. Women (73%) and Canadians aged 55 and plus (72%) are more likely to disagree or somewhat disagree than men (60%) and Canadians aged 18 to 34 (58%), respectively.

Q – As you might know, a Federal Court recently ruled the use of the Emergencies Act to shut down the Freedom Convoy Protest in Ottawa two years ago was unreasonable and violated the Charter of Rights and Freedoms. Do you agree, somewhat agree, somewhat disagree or disagree that Freedom Convoy protesters should be financially compensated by the government for actions like freezing bank accounts?

Source: Nanos Research, RDD dual frame hybrid telephone and online random survey, January 29th to 31st, 2024, n=1,114, accurate 2.9 percentage points plus or minus, 19 times out of 20.

Agreement with Freedom Convoy protestors being financially compensated – by demographics

Q – As you might know, a Federal Court recently ruled the use of the Emergencies Act to shut down the Freedom Convoy Protest in Ottawa two years ago was unreasonable and violated the Charter of Rights and Freedoms. Do you agree, somewhat agree, somewhat disagree or disagree that Freedom Convoy protestors should be financially compensated by the government for actions like freezing bank accounts?

Agree/Somewhat agree				
Atlantic (n=110)	Quebec (n=262)	Ontario (n=366)	Prairies (n=219)	BC (n=157)
26.2%	23.6%	31.3%	40.7%	28.6%
Men (n=601)	Women (n=512)	18 to 34 (n=153)	35 to 54 (n=394)	55 plus (n=567)
37.6%	23.7%	36.2%	32.0%	25.5%
Disagree/Somewhat disagree				
Atlantic (n=110)	Quebec (n=262)	Ontario (n=366)	Prairies (n=219)	BC (n=157)
69.5%	70.5%	66.1%	58.6%	67.6%
Men (n=601)	Women (n=512)	18 to 34 (n=153)	35 to 54 (n=394)	55 plus (n=567)
59.8%	72.5%	58.0%	65.5%	72.3%

Source: Nanos Research, RDD dual frame hybrid telephone and online random survey, January 29th to 31st, 2024, n=1,114, accurate 2.9 percentage points plus or minus, 19 times out of 20.

METHODOLOGY

Nanos conducted an RDD dual frame (land- and cell-lines) hybrid telephone and online random survey of 1,114 Canadians, 18 years of age or older, between January 29th and 31st, 2024 as part of an omnibus survey. Participants were randomly recruited by telephone using live agents and administered a survey online. The sample included both land- and cell-lines across Canada. The results were statistically checked and weighted by age and gender using the latest Census information and the sample is geographically stratified to be representative of Canada.

Individuals randomly called using random digit dialling with a maximum of five call backs.

The margin of error for this survey is ± 2.9 percentage points, 19 times out of 20.

This study was commissioned by CTV News and the research was conducted by Nanos Research.

Note: Charts may not add up to 100 due to rounding.



Element	Description
Research sponsor	CTV News
Population and Final Sample Size	1114 Randomly selected individuals.
Source of Sample	Nanos Probability Panel
Type of Sample	Probability
Margin of Error	±2.9 percentage points, 19 times out of 20.
Mode of Survey	RDD dual frame (land- and cell-lines) hybrid telephone and online omnibus survey
Sampling Method Base	The sample included both land- and cell-lines RDD (Random Digit Dialed) across Canada.
Demographics (Captured)	Atlantic Canada, Quebec, Ontario, Prairies, British Columbia; Men and Women; 18 years and older. Six-digit postal code was used to validate geography.
Fieldwork/Validation	Individuals were recruited using live interviews with live supervision to validate work, the research questions were administered online
Number of Calls	Maximum of five call backs to those recruited.
Time of Calls	Individuals recruited were called between 12-5:30 pm and 6:30-9:30pm local time for the respondent.
Field Dates	January 29 th to 31 st , 2024.
Language of Survey	The survey was conducted in both English and French.
Standards	Nanos Research is a member of the Canadian Research Insights Council (CRIC) and confirms that this research fully complies with all CRIC Standards including the CRIC Public Opinion Research Standards and Disclosure Requirements. https://canadianresearchinsightscouncil.ca/standards/

Element	Description
Weighting of Data	The results were weighted by age and gender using the latest Census information (2021) and the sample is geographically stratified to ensure a distribution across all regions of Canada. See tables for full weighting disclosure
Screening	Screening ensured potential respondents did not work in the market research industry, in the advertising industry, in the media or a political party prior to administering the survey to ensure the integrity of the data.
Excluded Demographics	Individuals younger than 18 years old; individuals without land or cell lines, and individuals without internet access could not participate.
Stratification	By age and gender using the latest Census information (2021) and the sample is geographically stratified to be representative of Canada. Smaller areas such as Atlantic Canada were marginally oversampled to allow for a minimum regional sample.
Estimated Response Rate	13 percent, consistent with industry norms.
Question Order	Question order in the preceding report reflects the order in which they appeared in the original questionnaire.
Question Content	Topics on the omnibus ahead of the survey content included: views on political issues, and views on economic issues.
Question Wording	The questions in the preceding report are written exactly as they were asked to individuals.
Research/Data Collection Supplier	Nanos Research
Contact	Contact Nanos Research for more information or with any concerns or questions. http://www.nanos.co Telephone:(613) 234-4666 ext. 237 Email: info@nanosresearch.com .



As one of North America's premier market and public opinion research firms, we put strategic intelligence into the hands of decision makers. The majority of our work is for private sector and public facing organizations and ranges from market studies, managing reputation through to leveraging data intelligence. Nanos Research offers a vertically integrated full service quantitative and qualitative research practice to attain the highest standards and the greatest control over the research process. www.nanos.co

nanos dimap analytika



This international joint venture between [dimap](http://www.dimap.com) and [Nanos](http://www.nanos.co) brings together top research and data experts from North American and Europe to deliver exceptional data intelligence to clients. The team offers data intelligence services ranging from demographic and sentiment microtargeting; consumer sentiment identification and decision conversion; and, data analytics and profiling for consumer persuasion. www.nanosdimap.com

EthicStratēgies

Ethic Strategies was created by the founding partners of [PAA Advisory](http://www.paaadvisory.com) and the [Nanos Research Corporation](http://www.nanos.co), both recognized leaders in research, advocacy, and advisory. Ethic provides bespoke strategic counsel, advice, and communications strategies to organizations facing serious issues. www.ethicstrategies.com

ABOUT NANOS

Any questions?



Nanos Research

(613) 234-4666, ext. 237

ea@nanosresearch.com

For more information on the firm, please visit www.nanos.co





NANOS IS YOUR GO-TO HIGH-STAKES RESEARCH PARTNER.

Delivering world-class solutions since 1987,
we are the leader in high velocity data insights and visualization.

Market | Consumer | Reputation | Policy | Insight

For more information about our services, please visit us at:

www.nanos.co

TABULATIONS



2024-2528 – CTV/Nanos Survey – January Omni – Emergencies Act – STAT SHEET

			Region						Gender			Age		
			Canada 2024-01	Atlantic	Quebec	Ontario	Prairies	British Columbia	Male	Female	Other	18 to 34	35 to 54	55 plus
Question - Do you support, somewhat support, somewhat oppose or oppose the Government of Canada using the Emergencies Act in response to the Freedom Convoy Protest?	Total	Unwgt N	1114	110	262	366	219	157	601	512	1	153	394	567
		Wgt N	1001	67	231	388	175	140	490	510	1	267	323	411
	Support	%	44.0	50.8	38.7	46.6	44.2	41.8	35.6	52.1		33.1	44.3	50.7
	Somewhat support	%	19.9	21.7	28.1	18.3	14.0	17.3	18.7	21.0		22.0	18.0	20.1
	Somewhat oppose	%	6.0	0.6	6.9	5.2	5.3	10.2	6.7	5.2		7.4	6.0	5.2
	Oppose	%	26.8	22.0	20.3	27.3	35.0	28.0	36.3	17.6		30.0	29.2	22.8
	Unsure	%	3.3	4.9	6.0	2.5	1.5	2.7	2.6	4.0		7.6	2.5	1.3

			Region						Gender			Age		
			Canada 2024-01	Atlantic	Quebec	Ontario	Prairies	British Columbia	Male	Female	Other	18 to 34	35 to 54	55 plus
Question - As you might know, a Federal Court recently ruled the use of the Emergencies Act to shut down the Freedom Convoy Protest in Ottawa two years ago was unreasonable and violated the Charter of Rights and Freedoms. Do you agree, somewhat agree, somewhat disagree or disagree that Freedom Convoy protesters should be financially compensated by the government for actions like freezing bank accounts?	Total	Unwgt N	1114	110	262	366	219	157	601	512	1	153	394	567
		Wgt N	1001	67	231	388	175	140	490	510	1	267	323	411
	Agree	%	22.4	21.6	14.5	22.9	31.9	22.3	29.2	15.9		26.5	23.8	18.6
	Somewhat agree	%	8.1	4.6	9.1	8.4	8.8	6.3	8.4	7.8		9.7	8.2	6.9
	Somewhat disagree	%	9.0	13.0	10.0	7.0	10.7	8.9	11.2	7.0		11.1	9.0	7.7
	Disagree	%	57.3	56.5	60.5	59.1	47.9	58.7	48.6	65.5		46.9	56.5	64.6
	Unsure	%	3.3	4.3	5.9	2.5	0.7	3.7	2.6	3.9		5.9	2.5	2.2