


Will it be ‘perimeter North America’? China overtakes Mexico as point of focus for inspection of goods and visitors; highest percentage of North Americans choosing Chinese visitors to question in 18 years of tracking.



The Nanos-NPSIA North American Monitor has been tracking the sentiment of Canadians and Americans for 19 years. This is the third wave with Joe Biden as President of the United States and eighth wave with Justin Trudeau as Prime Minister of Canada.

The Nanos North American Monitor is conducted by the Nanos Research Corporation, which is headquartered in Canada and operates both in Canada and the United States. Parallel questions on bi-national issues are tracked by means of a hybrid telephone and online random sample of Canadians in the month of June, and a random representative online sample of Americans conducted in the month of August.

Nanos conducted an RDD dual frame hybrid telephone and online survey of 1,055 Canadians, 18 years of age or older, between June 29th to 30th, 2023, and a non-probability, representative online survey of 1,269 Americans between August 5th to 10th, 2023.

Key Findings



CHINA TOP PRIORITY FOR INSPECTION OF GOOD AND VISITORS

Canadians and Americans agree that China is the greatest priority for inspecting goods ([63%](#) of Canadians, [53%](#) of Americans). North Americans also chose Chinese visitors to be questioned most thoroughly, the highest percentage from both countries in all 18 years of tracking. Canadians say Chinese visitors should be questioned most thoroughly ([65%](#)), as Americans agree, now saying visitors from China should be questioned more thoroughly ([46%](#) in 2023, [34%](#) in 2022), surpassing previous response of Mexico which now drops to second ([33%](#) in 2023 from [39%](#) in 2022).



AMERICAN APPETITE FOR ENERGY COOPERATION WITH CANADA LESS INTENSE WHILE CANADIAN APPETITE HITS NEW HIGH

While a majority of Canadians and Americans continue to rate the creation of an integrated energy policy to remove any dependence on Middle Eastern oil as very (Americans [47%](#); Canadians [59%](#)) or somewhat important (Americans [36%](#); Canadians [29%](#)). Canada hit an 18-year high in those who say it is very important ([59%](#)) while America dropped to an 18-year low in rating a joint energy policy as very important ([47%](#)), a difference of over ten percent of the respective countries' populations.



CONTINUING TRENDS IN CANADIAN-AMERICAN BUSINESS VALUES

Majority of Canadians rank the United States as closest with Canada in terms of business values ([59%](#)), an eight-year high, increasing steadily since the start of the Biden administration in 2021, following the rapid decline during the Trump administration from 2017-2020. Over one in four Americans also rated Canada as the closest with America in terms of business values with ([27%](#)), with Britain in a close second position ([24%](#)), a three-year low with a consistent decrease since the start of the Biden administration.

National Interest

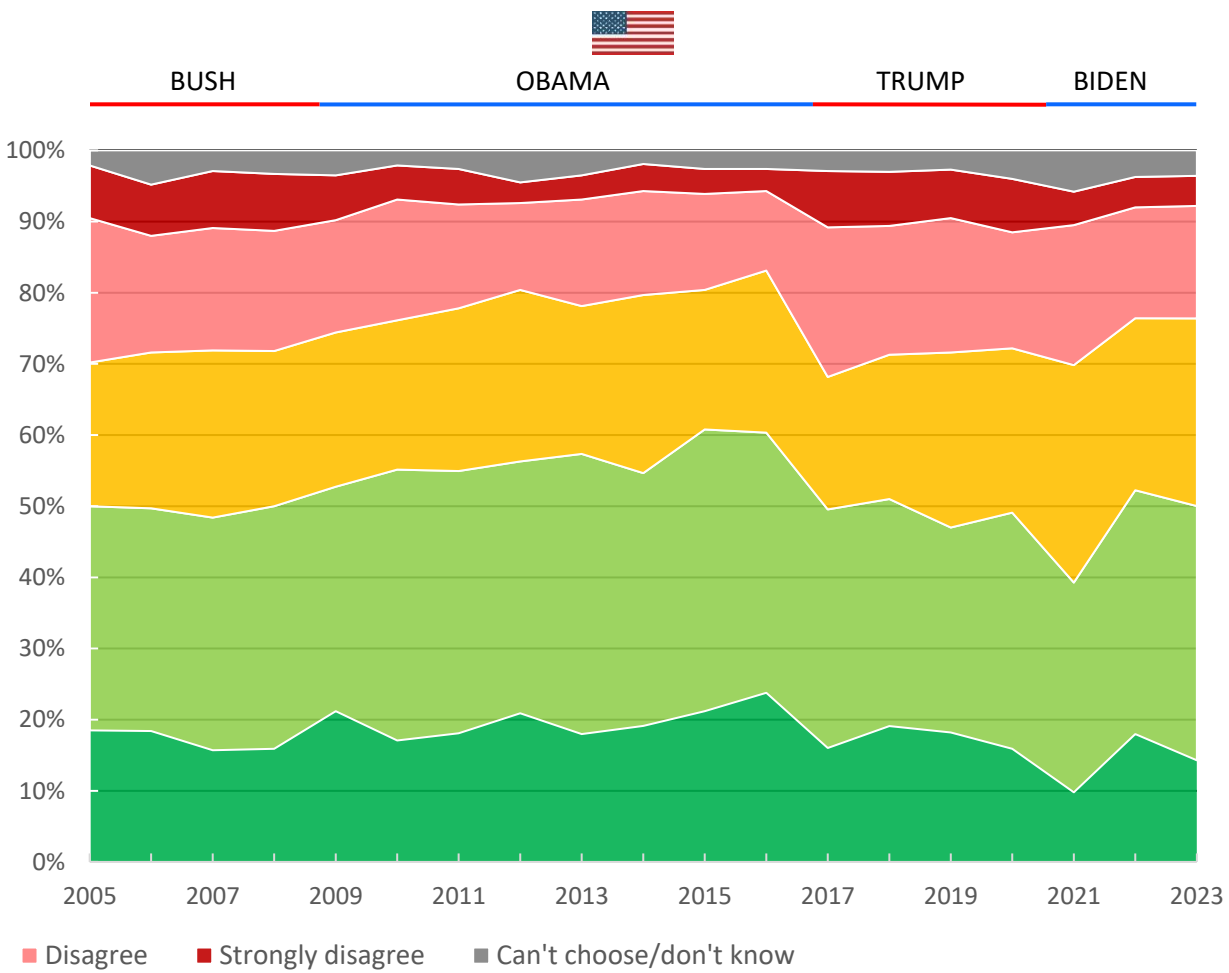
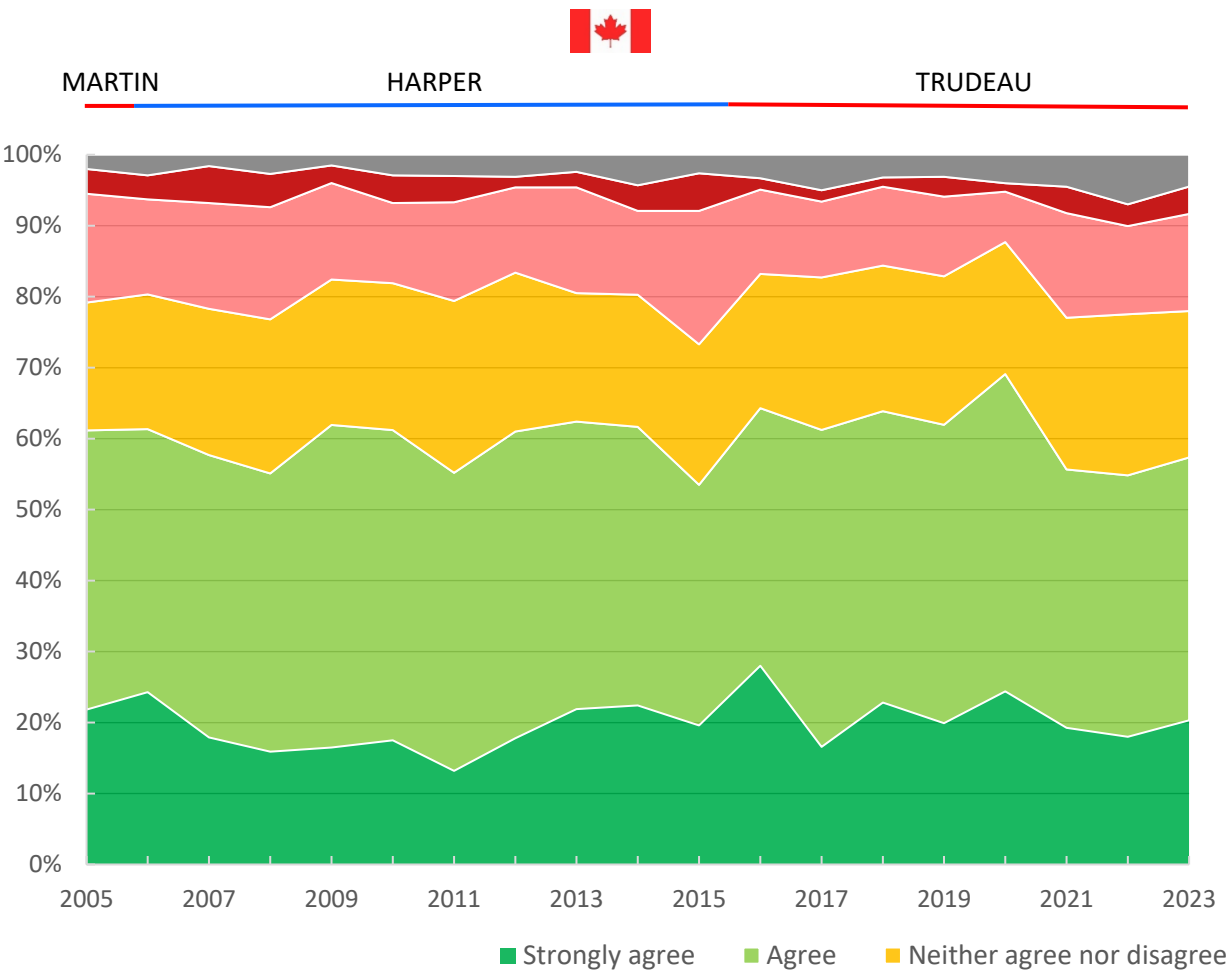
“

Americans and Canadians are more likely to strongly agree or agree than to disagree or strongly disagree that their country should follow its own interests, even if this leads to conflict with other nations.

”

Canadians and Americans on following their own interests

Q - Canada should follow its own interests, even if this leads to conflict with other nations. Do you strongly agree, agree, neither agree nor disagree, disagree, or strongly disagree?
Q - The U.S. should follow its own interests, even if this leads to conflict with other nations. Do you strongly agree, agree, neither agree nor disagree, disagree, or strongly disagree?



*Weighted to the true population proportion.
*Charts may not add up to 100 due to rounding.

Source: Nanos Research, RDD dual frame hybrid telephone and online random survey, June 29th to 30th, 2023, n=1055 Canadians, accurate 3.0 percentage points plus or minus, 19 times out of 20. Nanos Research, online non-probability survey, August 5th to 10th, 2023, n=1269 Americans.



Closest Country in Terms of Values

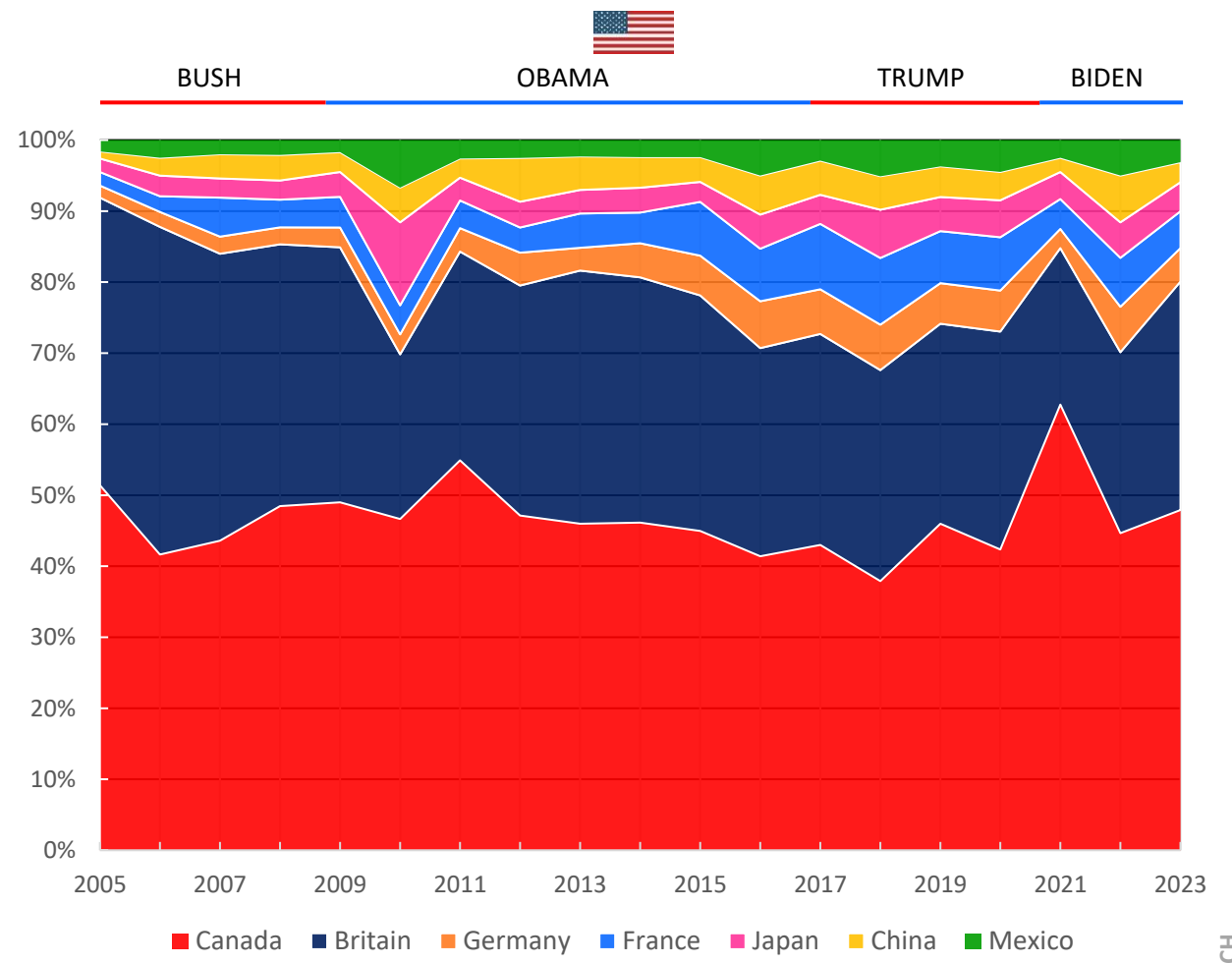
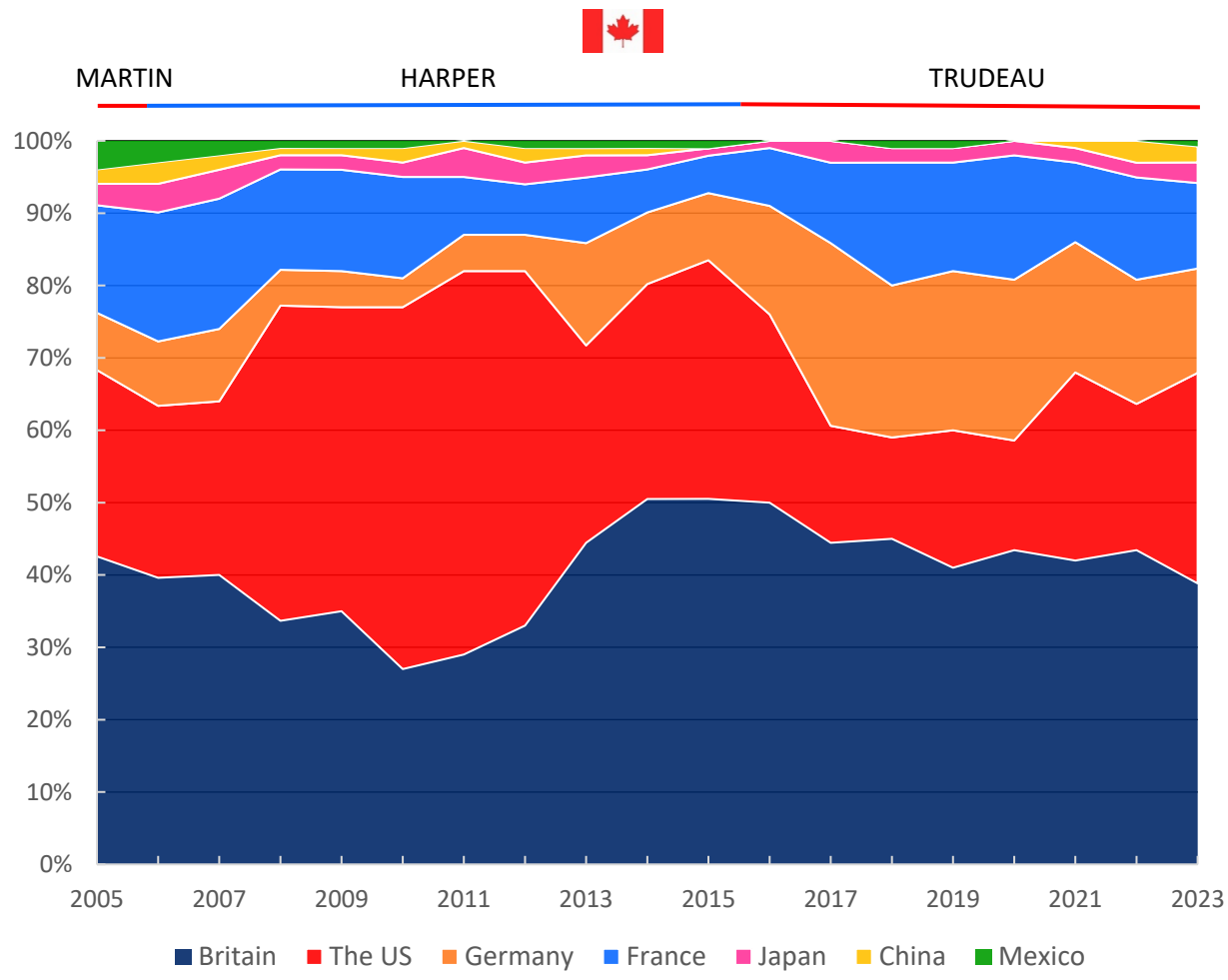
“

Under the Trump administration, Canadians were much less likely to say the U.S. was the country closest to Canada on business values. During the Biden administration, that has risen over 20 percentage points, now leading the U.K by almost 40 percentage points.

”

Canadians and Americans on human rights

Q - Thinking about Canada in relation with the countries below, could you please identify the first and second ranked countries that are closest with Canada in terms of human rights? [ROTATE] [FIRST RANKED]
Q - Thinking about the U.S. in relation with the countries below, could you please identify the first and second ranked countries that are closest with the U.S. in terms of human rights? [ROTATE][FIRST RANKED]



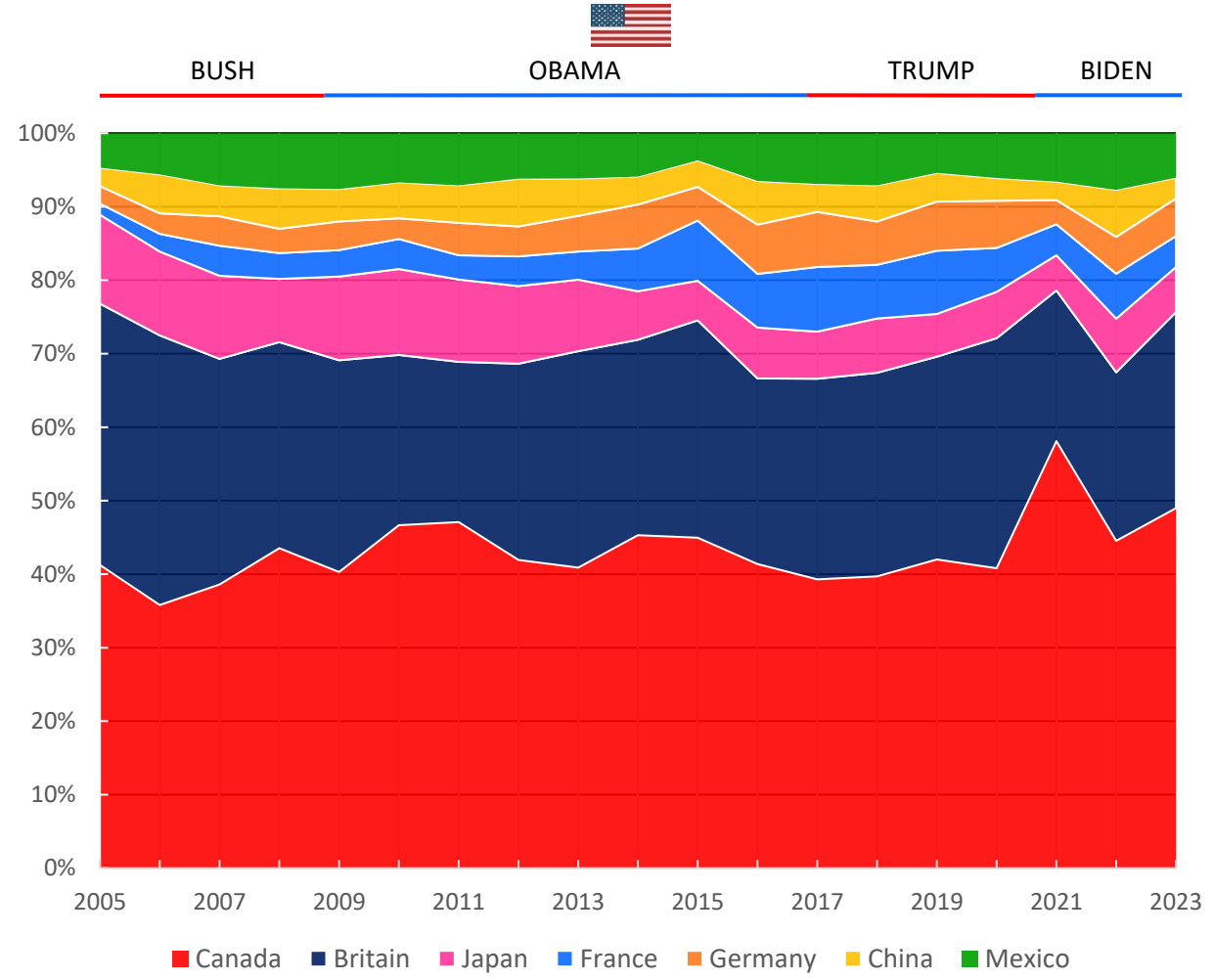
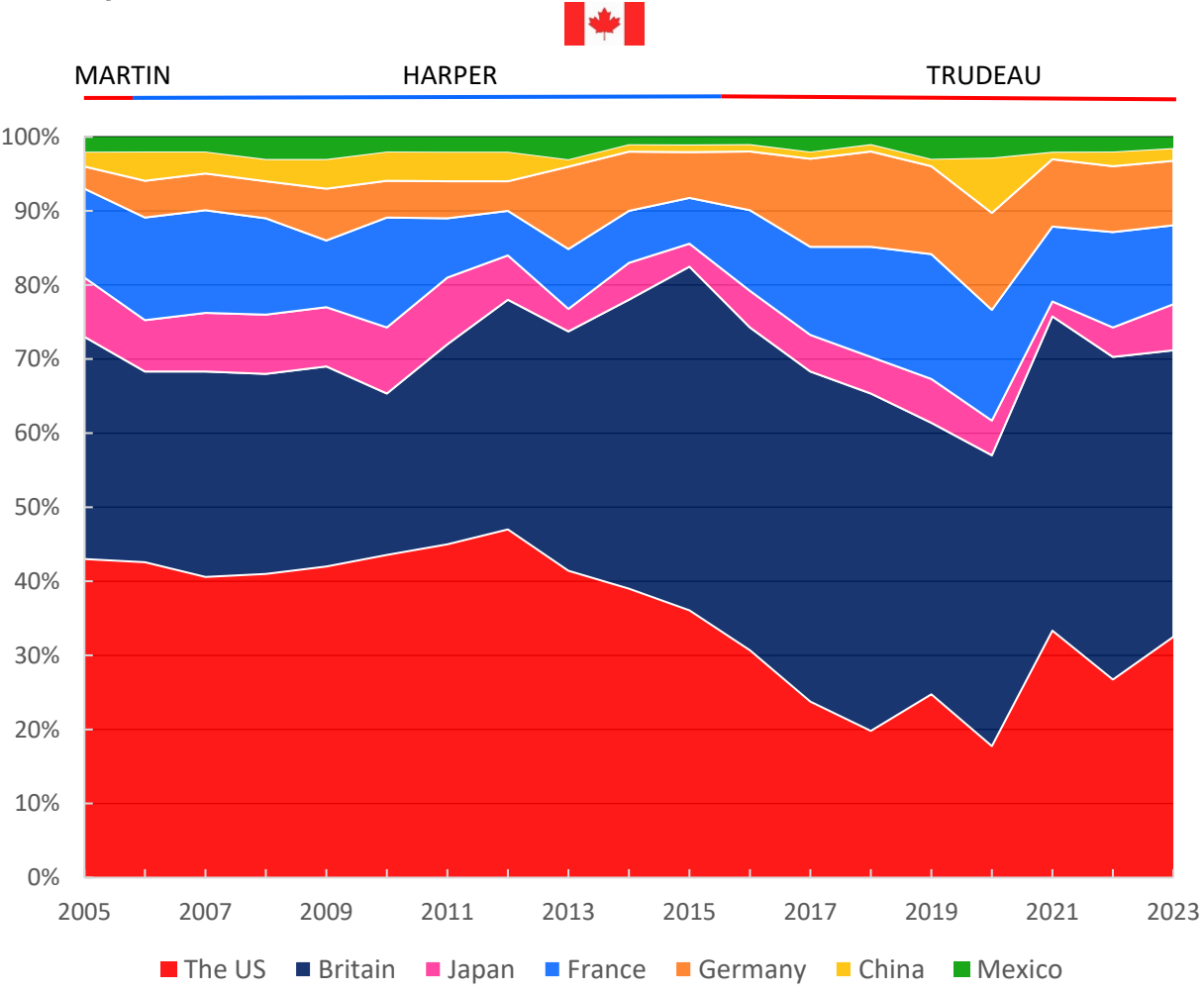
*Weighted to the true population proportion.
*Charts may not add up to 100 due to rounding.

Source: Nanos Research, RDD dual frame hybrid telephone and online random survey, June 29th to 30th, 2023, n=1055 Canadians, accurate 3.0 percentage points plus or minus, 19 times out of 20. Nanos Research, online non-probability survey, August 5th to 10th, 2023, n=1269 Americans.



Canadians and Americans on family values

Q - Thinking about Canada in relation with the countries below, could you please identify the first and second ranked countries that are closest with Canada in terms of family values? [ROTATE][FIRST RANKED]
Q - Thinking about the U.S. in relation with the countries below, could you please identify the first and second ranked countries that are closest with the United States in terms of family values? [ROTATE] [FIRST RANKED]



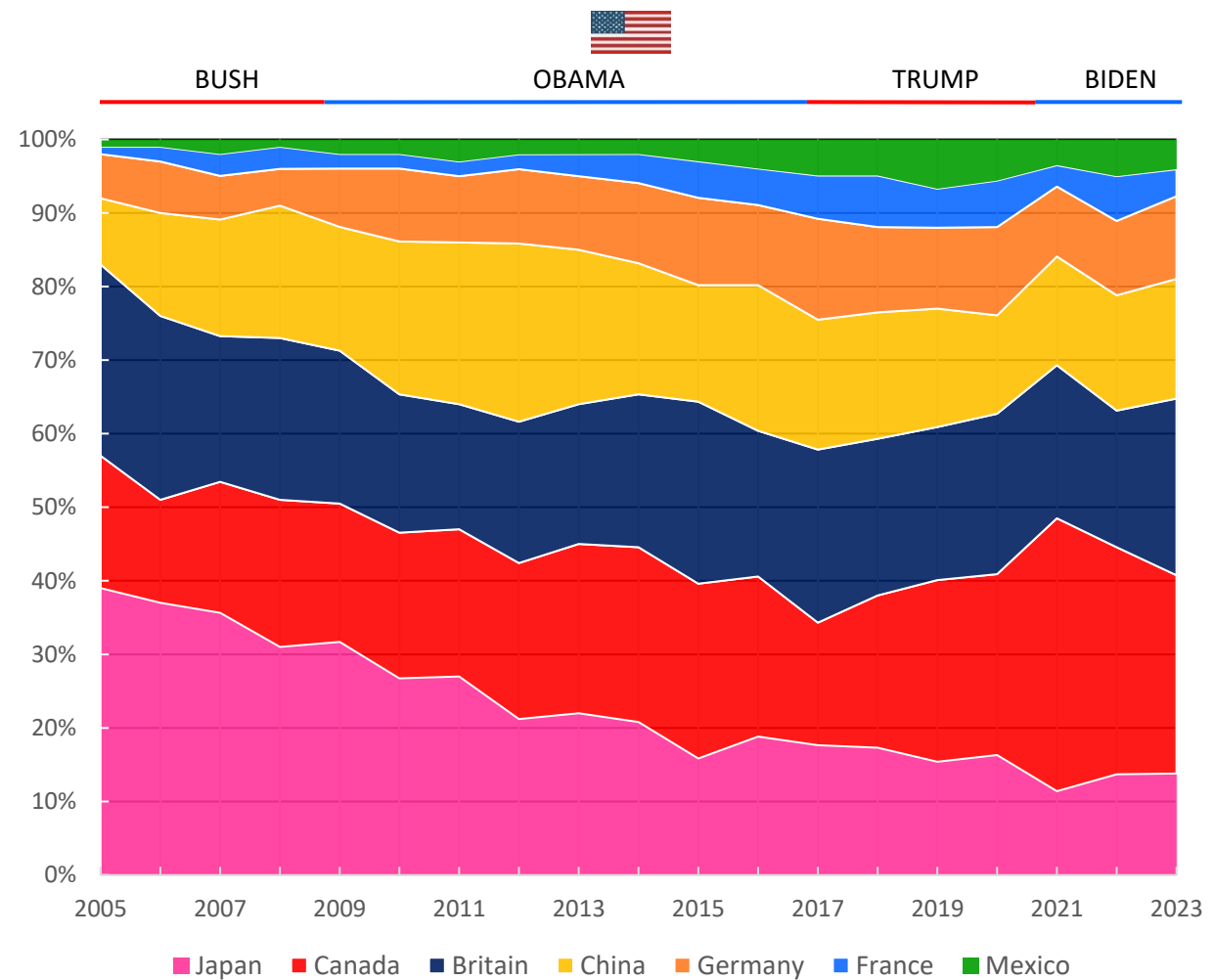
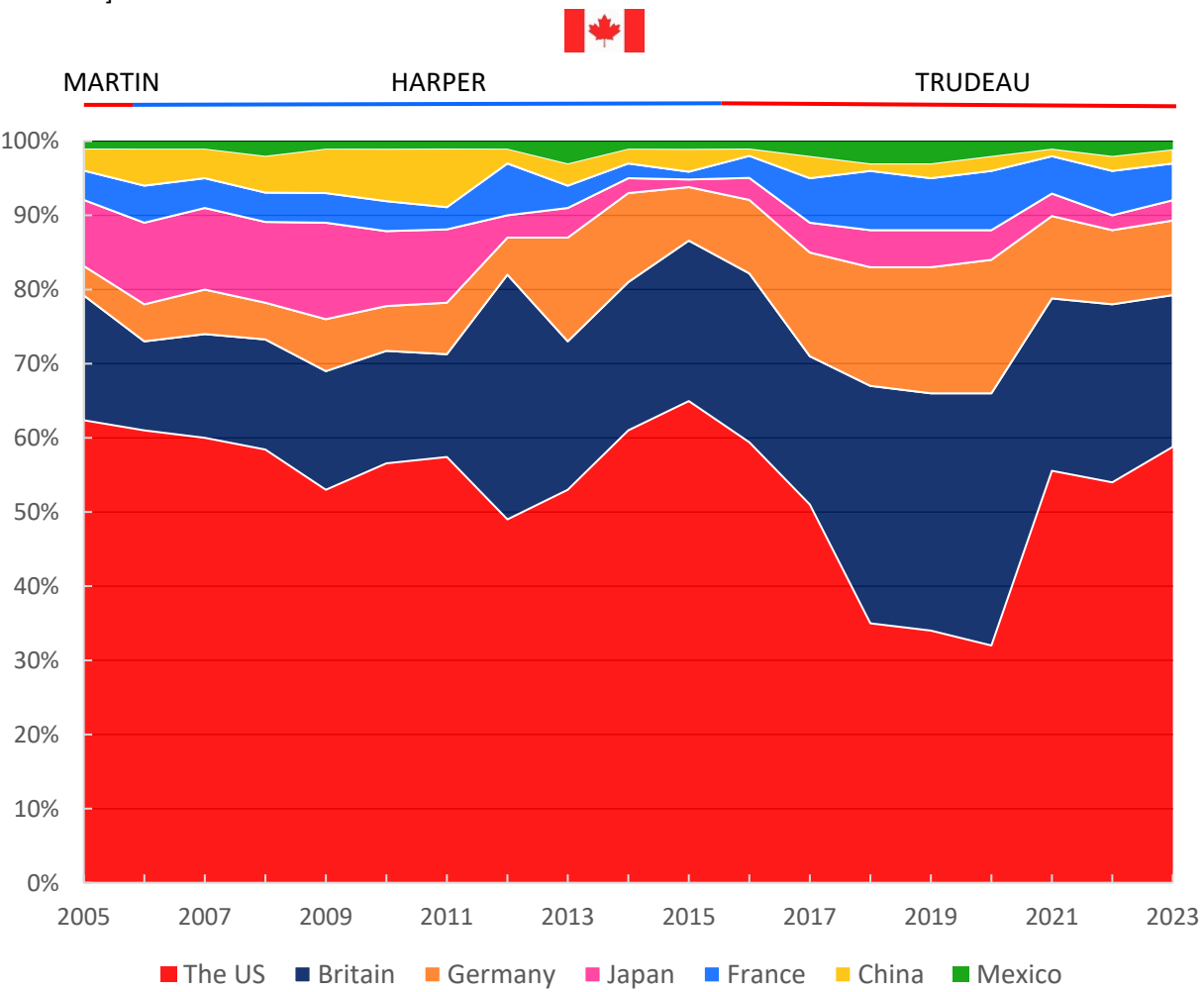
*Weighted to the true population proportion.
*Charts may not add up to 100 due to rounding.

Source: Nanos Research, RDD dual frame hybrid telephone and online random survey, June 29th to 30th, 2023, n=1055 Canadians, accurate 3.0 percentage points plus or minus, 19 times out of 20. Nanos Research, online non-probability survey, August 5th to 10th, 2023, n=1269 Americans.



Canadians and Americans on business values

Q - Thinking about Canada in relation with the countries below, could you please identify the first and second ranked countries that are closest with Canada in terms of business values? [ROTATE][FIRST RANKED]
Q - Thinking about the U.S. in relation with the countries below, could you please identify the first and second ranked countries that are closest with the United States in terms of business values? [ROTATE] [FIRST RANKED]



*Weighted to the true population proportion.
*Charts may not add up to 100 due to rounding.

Source: Nanos Research, RDD dual frame hybrid telephone and online random survey, June 29th to 30th, 2023, n=1055 Canadians, accurate 3.0 percentage points plus or minus, 19 times out of 20. Nanos Research, online non-probability survey, August 5th to 10th, 2023, n=1269 Americans.



Inspection by Officials

“

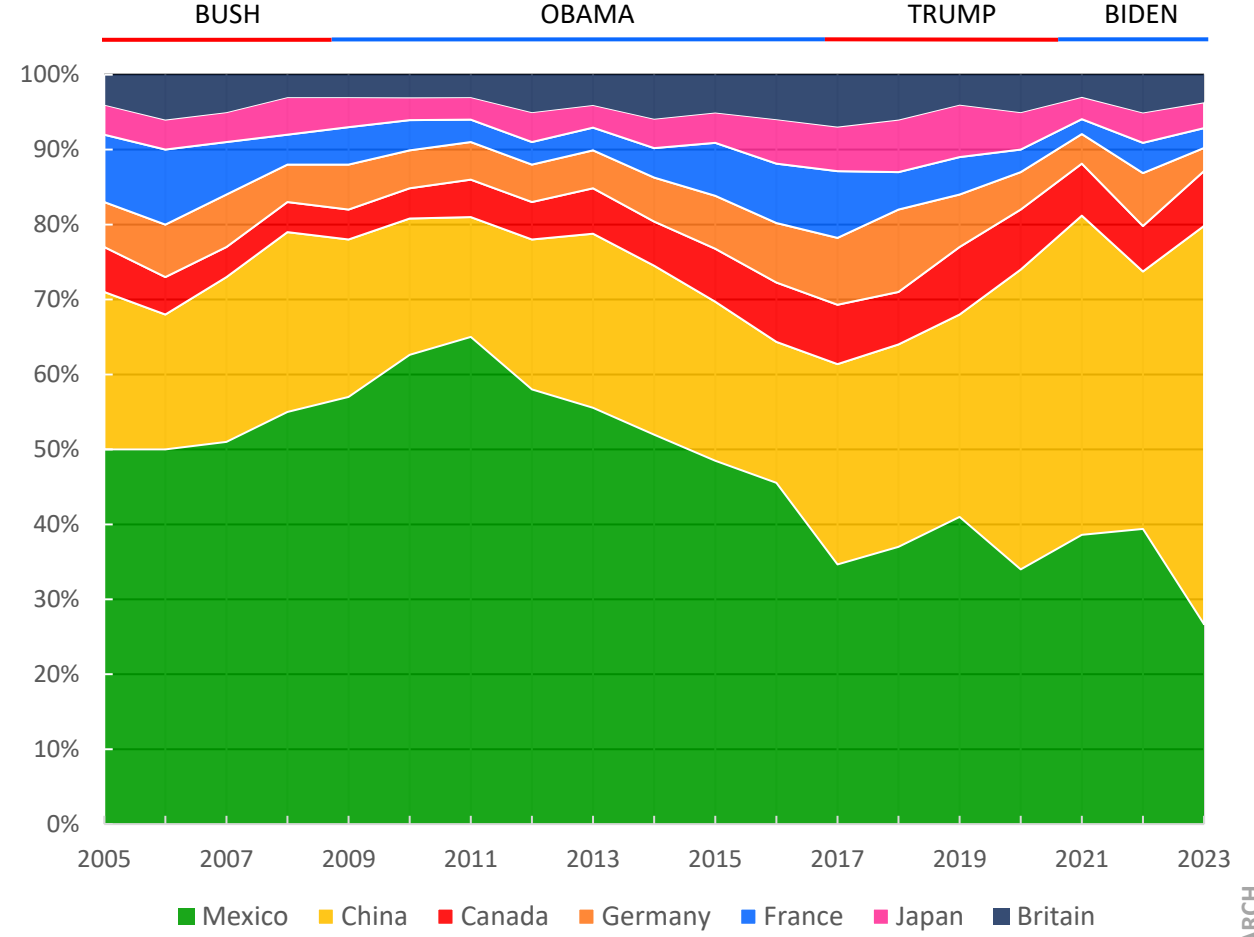
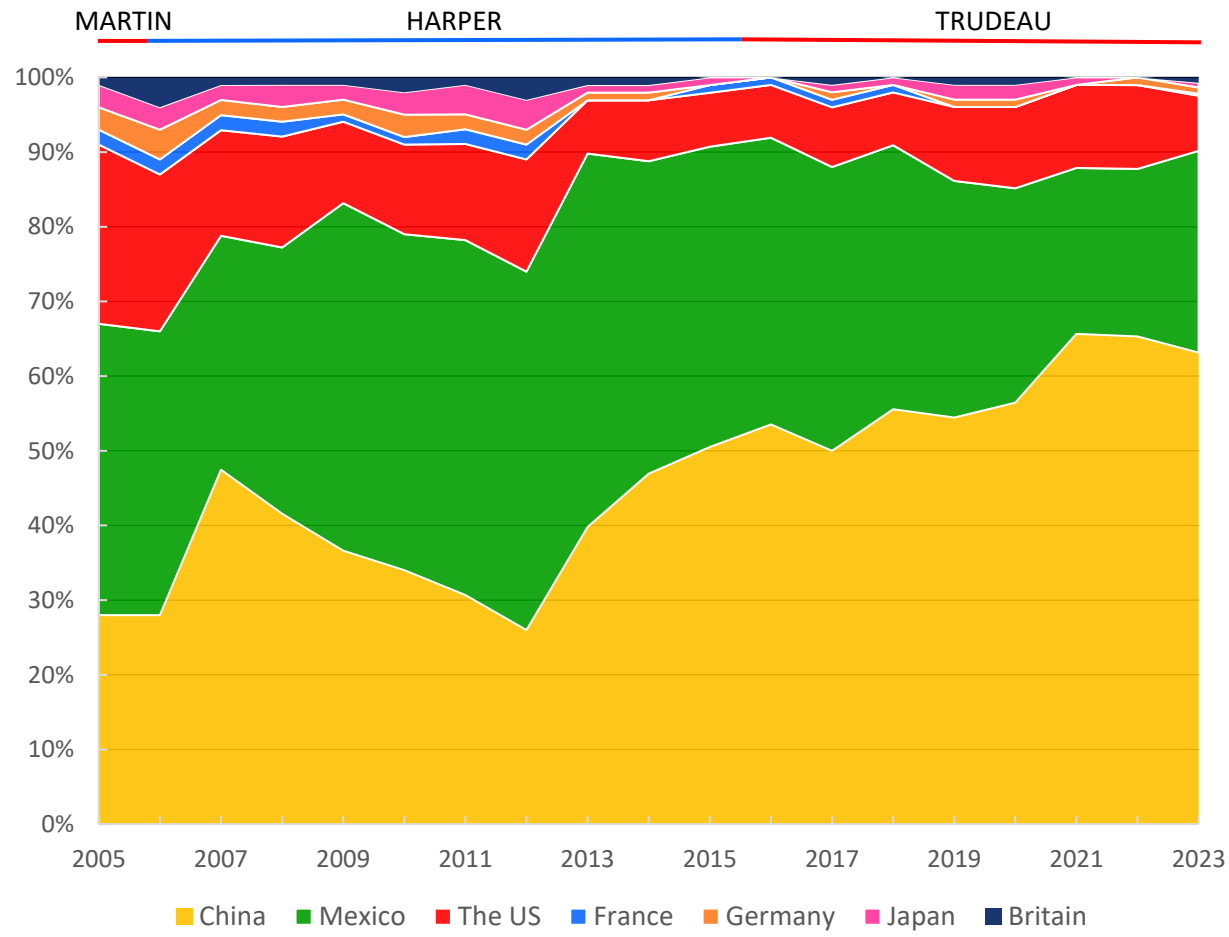
Canadians and Americans continue to feel that Chinese goods should be the greatest priority for inspection. Both countries now most often feel visitors from China should be questioned most thoroughly.

”

Canadians and Americans on inspecting goods

Q - Thinking about when a package or a shipping container of goods enters Canada from one of the countries below, please rank the first and second country that Canadian customs officials should thoroughly inspect the shipment. [ROTATE][FIRST RANKED]

Q - Thinking about when a package or a shipping container of goods enters the United States from one of the countries below, please rank the first and second country that American customs officials should thoroughly inspect the shipment. [ROTATE] [FIRST RANKED]



*Weighted to the true population proportion.
*Charts may not add up to 100 due to rounding.

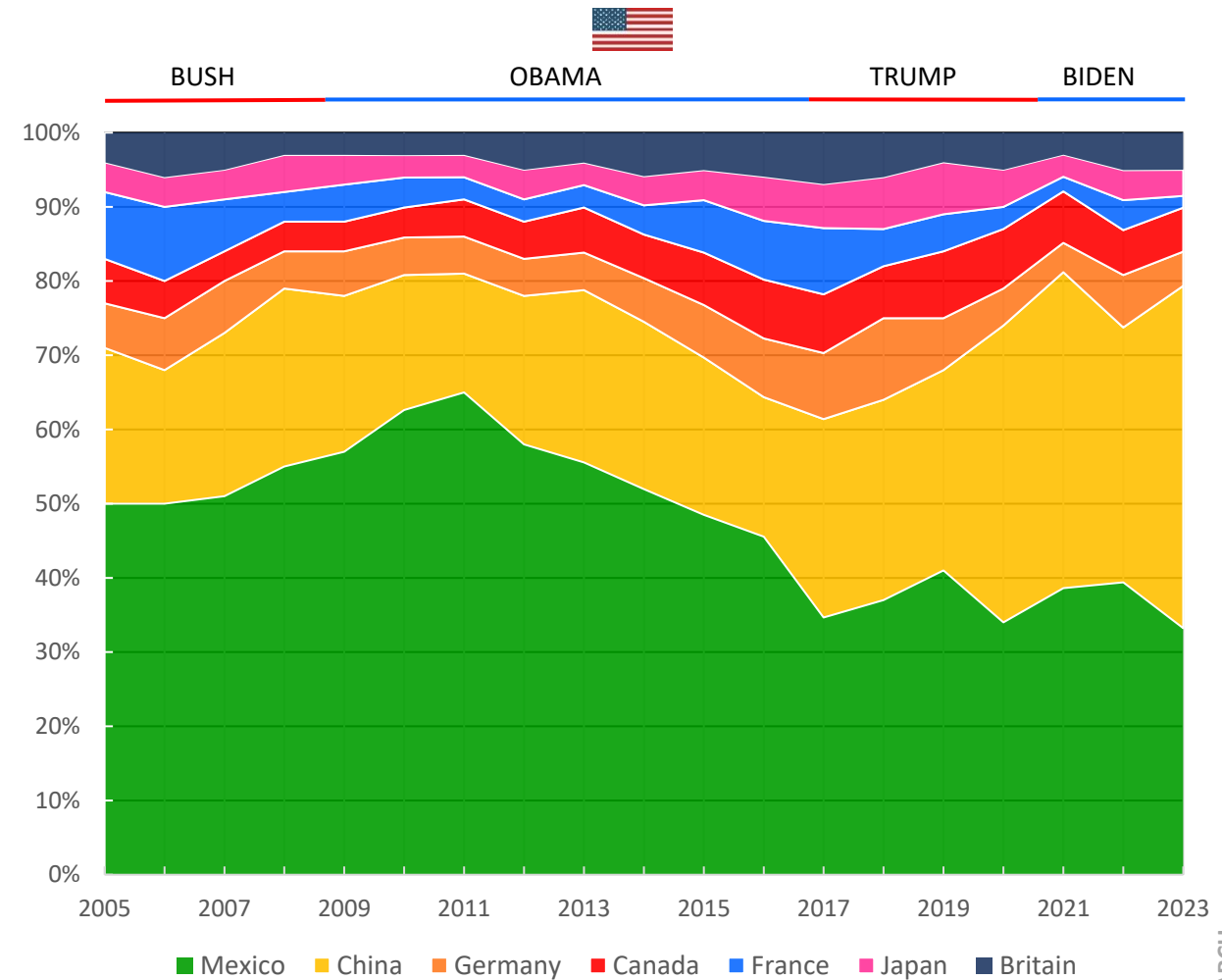
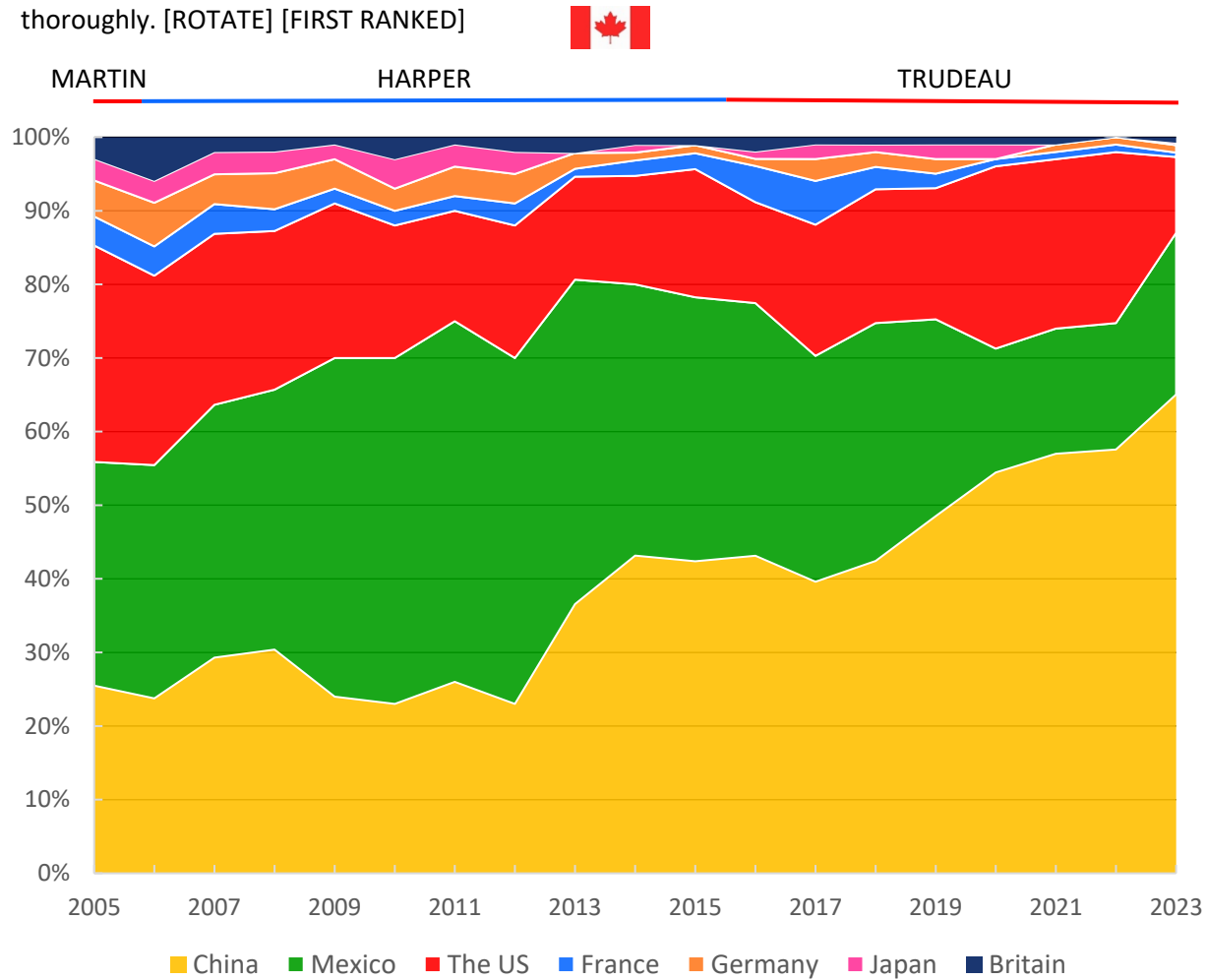
Source: Nanos Research, RDD dual frame hybrid telephone and online random survey, June 29th to 30th, 2023, n=1055 Canadians, accurate 3.0 percentage points plus or minus, 19 times out of 20. Nanos Research, online non-probability survey, August 5th to 10th, 2023, n=1269 Americans.



Canadians and Americans on questioning visitors

Q - Thinking about when a visitor from one of the countries below arrives at the Canadian border, please rank the first and second country whose visitors Canadian customs officials should question most thoroughly. [ROTATE][FIRST RANKED]

Q - Thinking about when a visitor from one of the countries below arrives at the U.S. border, please rank the first and second country whose visitors American customs officials should question most thoroughly. [ROTATE] [FIRST RANKED]



*Weighted to the true population proportion.
 *Charts may not add up to 100 due to rounding.

Source: Nanos Research, RDD dual frame hybrid telephone and online random survey, June 29th to 30th, 2023, n=1055 Canadians, accurate 3.0 percentage points plus or minus, 19 times out of 20. Nanos Research, online non-probability survey, August 5th to 10th, 2023, n=1269 Americans.

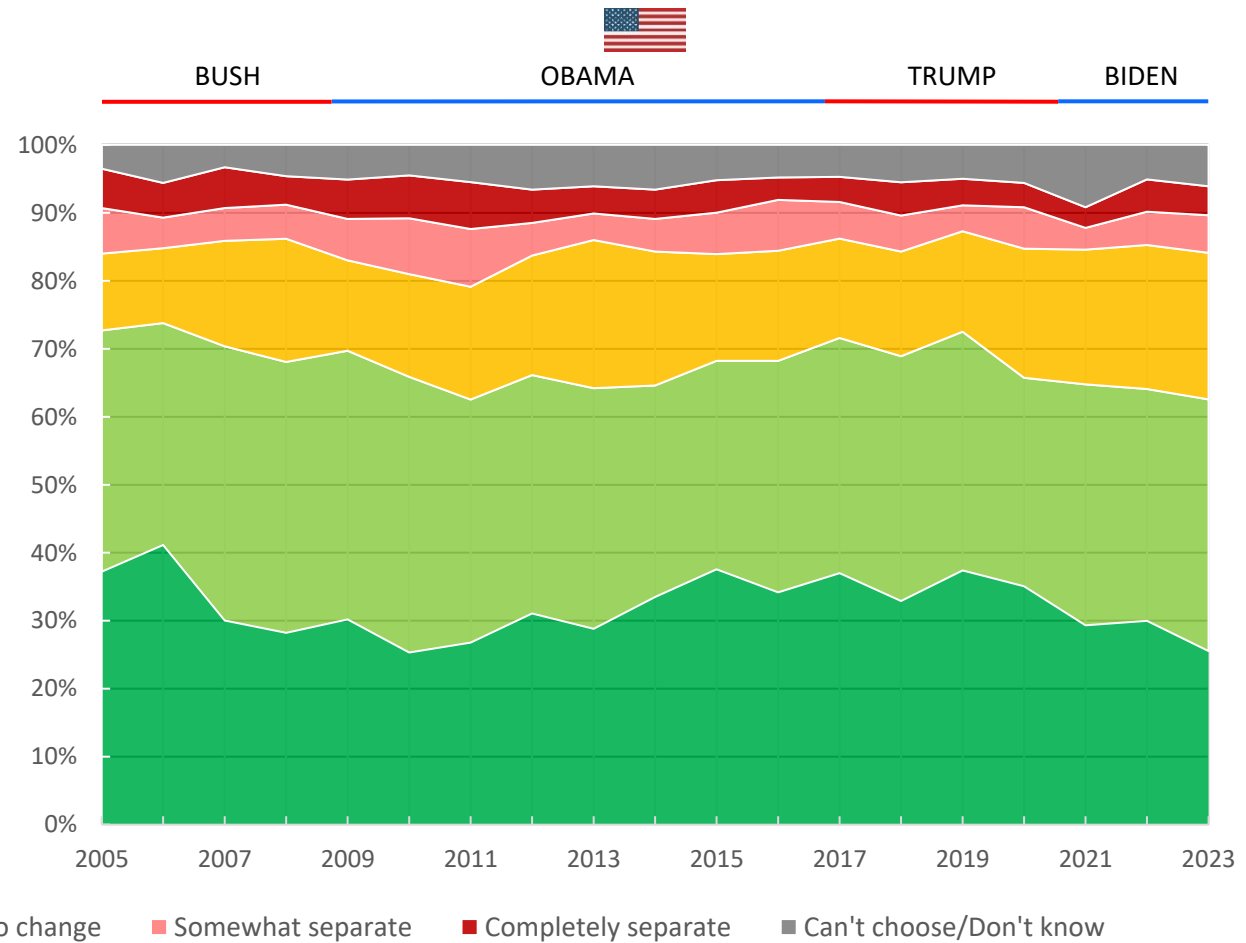
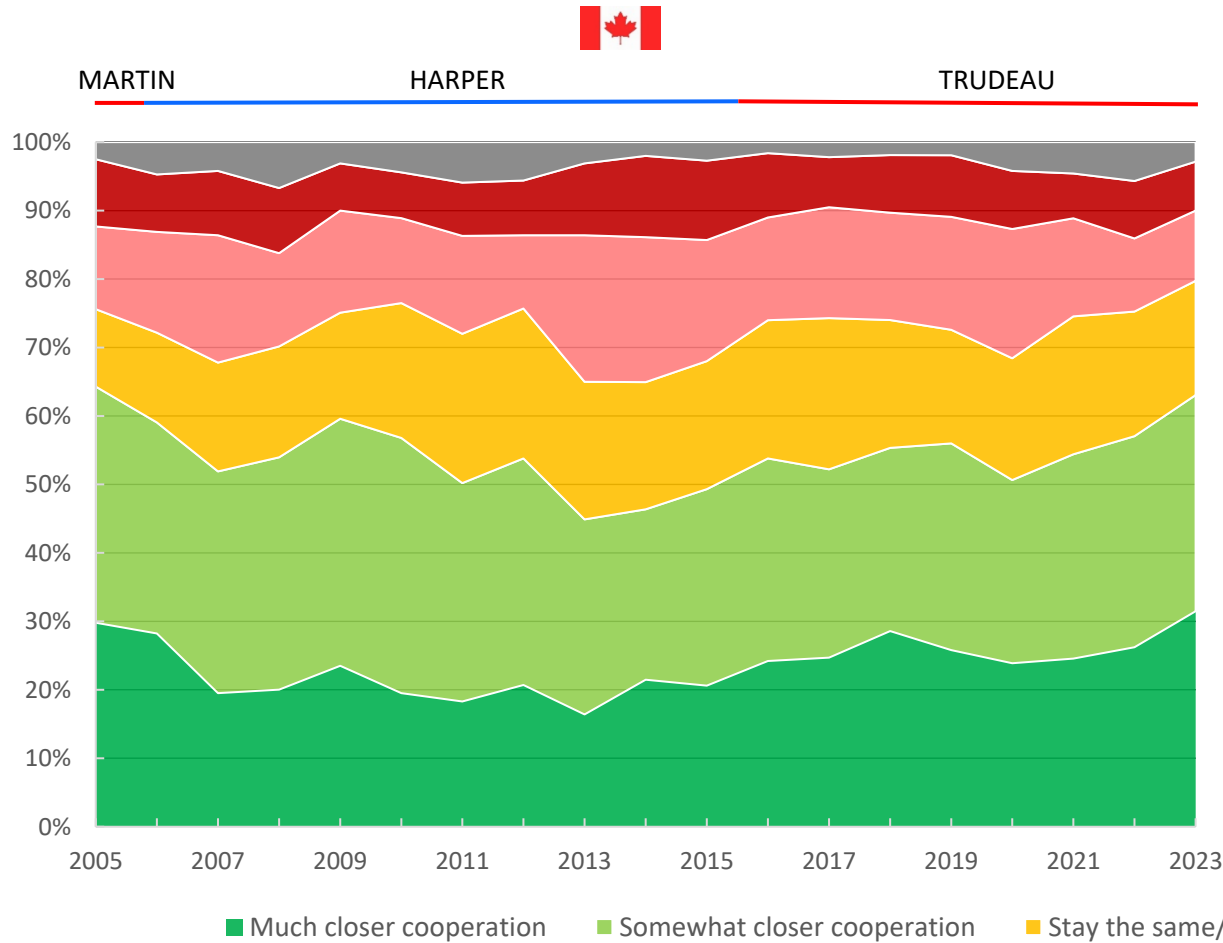


Cooperation Between Canada and the US

“ Majority of Americans and Canadians agree to increase cooperation between the two nations for matters of national and border security and anti-terrorism. Over half of Canadians say it is very important for the United States and Canada to work together to develop an integrated energy policy to remove any dependence on Middle East oil. ”

Canadians and Americans on national security

Q - In terms of national security (i.e., NATO, the United Nations), should the United States and Canada be moving towards greater and closer cooperation, or should they be maintaining separate national security policies and priorities?



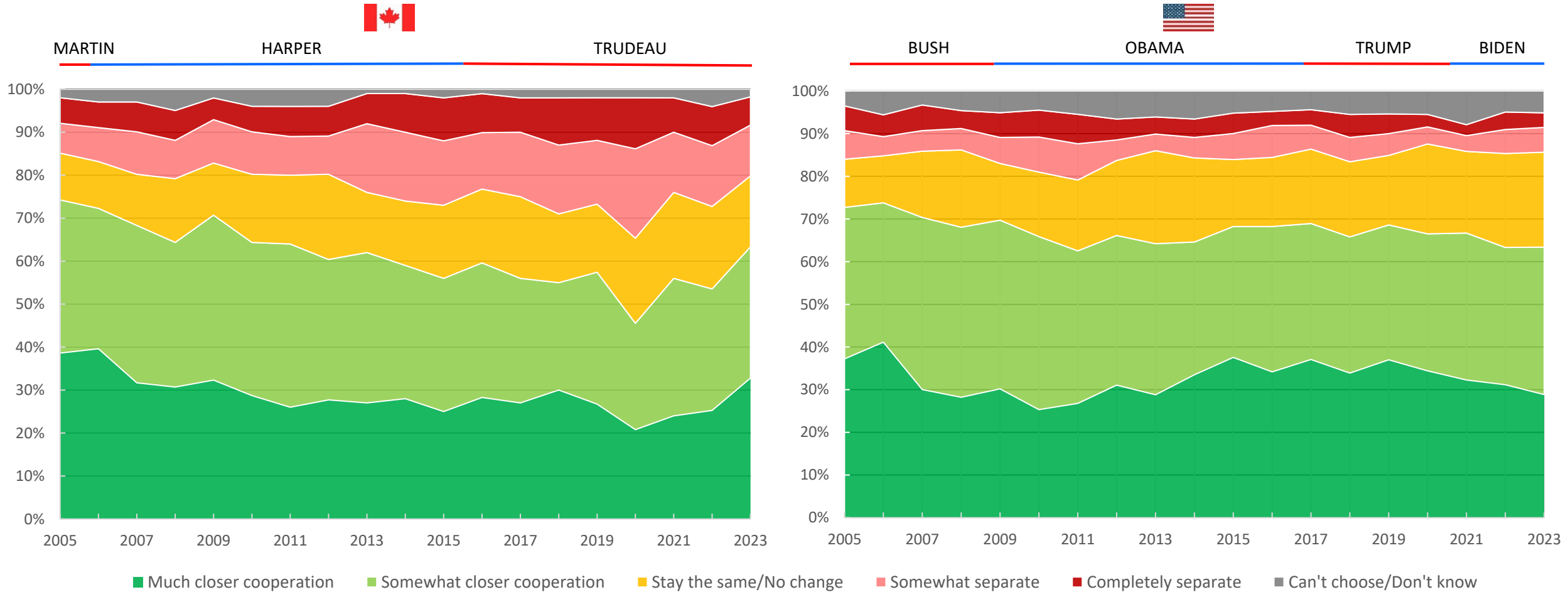
*Weighted to the true population proportion.
 *Charts may not add up to 100 due to rounding.

Source: Nanos Research, RDD dual frame hybrid telephone and online random survey, June 29th to 30th, 2023, n=1055 Canadians, accurate 3.0 percentage points plus or minus, 19 times out of 20. Nanos Research, online non-probability survey, August 5th to 10th, 2023, n=1269 Americans.



Canadians and Americans on border security

Q - In terms of border security, should the United States and Canada be moving towards greater and closer cooperation or should they be maintaining more separate policies and priorities?



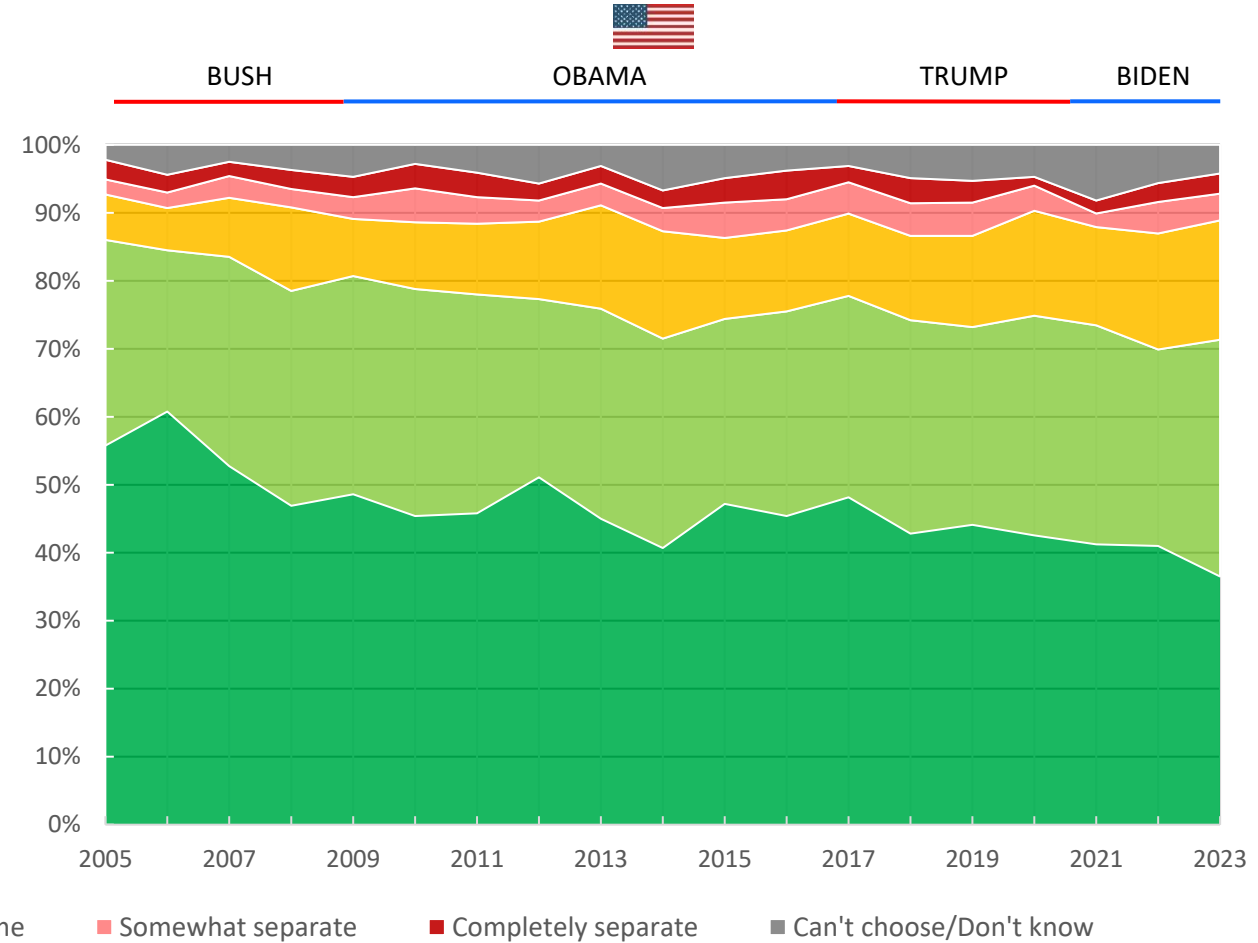
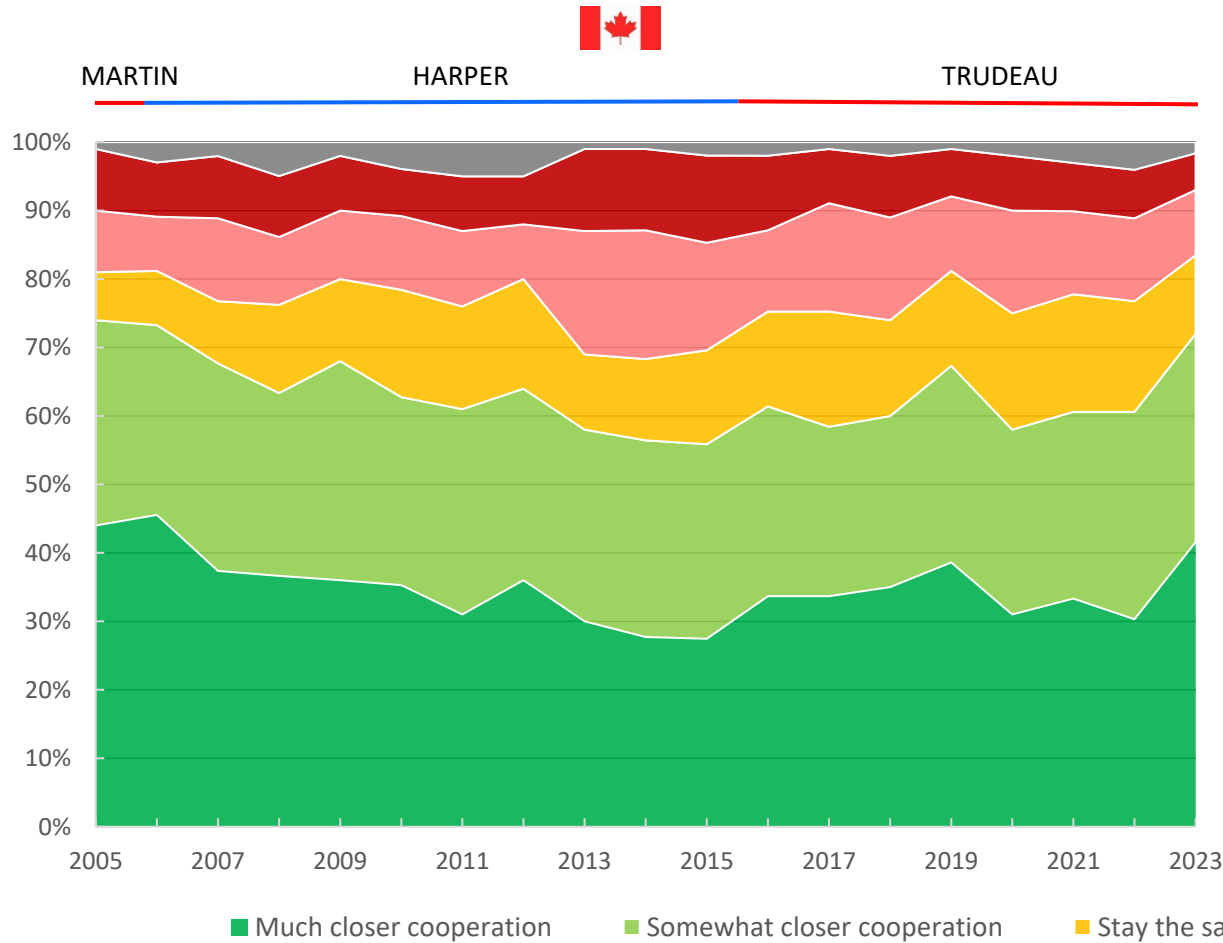
*Weighted to the true population proportion.
 *Charts may not add up to 100 due to rounding.

Source: Nanos Research, RDD dual frame hybrid telephone and online random survey, June 29th to 30th, 2023, n=1055 Canadians, accurate 3.0 percentage points plus or minus, 19 times out of 20. Nanos Research, online non-probability survey, August 5th to 10th, 2023, n=1269 Americans.



Canadians and Americans on anti-terrorism

Q - In terms of anti-terrorism measures, should the United States and Canada be moving towards greater and closer cooperation, or should they be maintaining more separate policies and priorities?



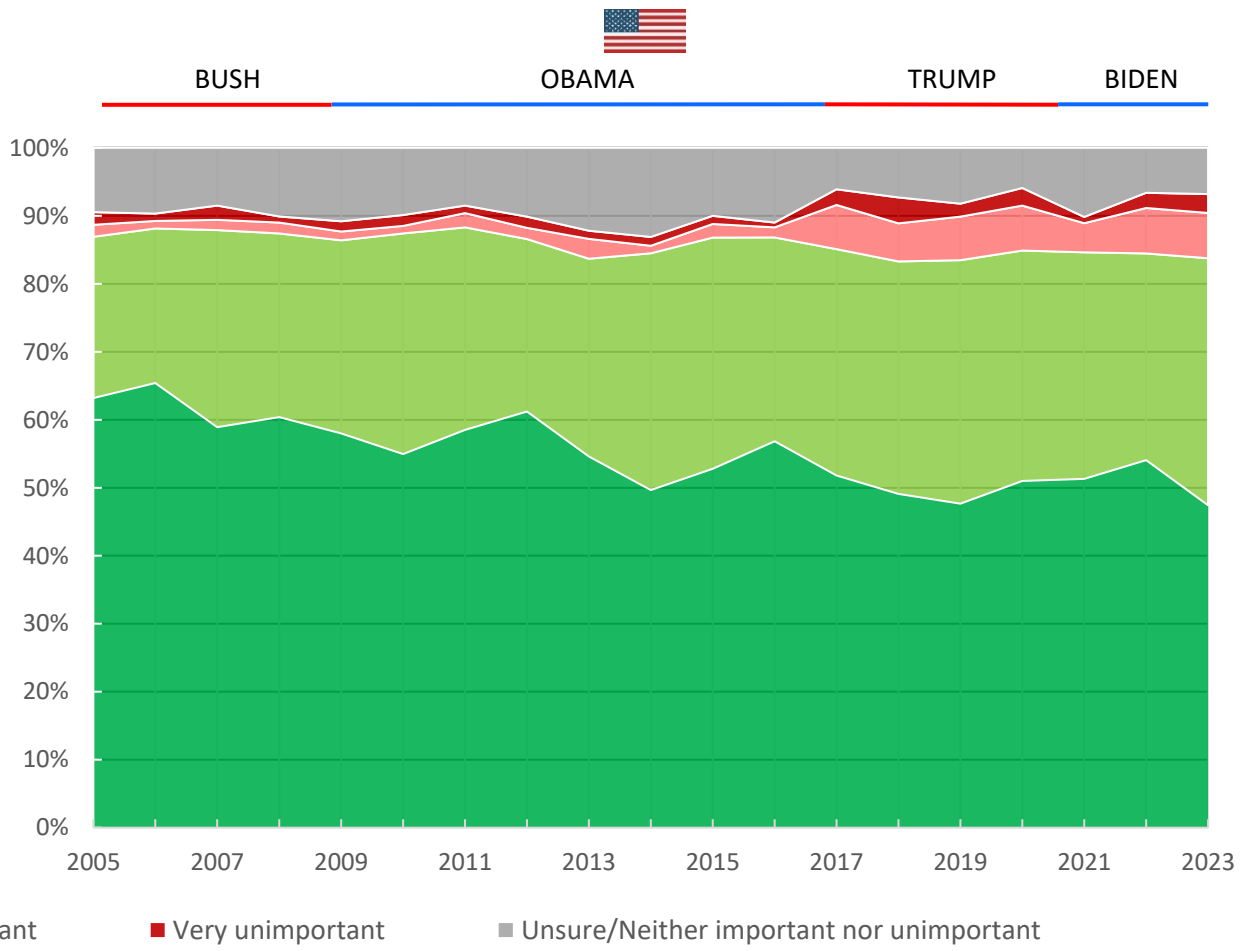
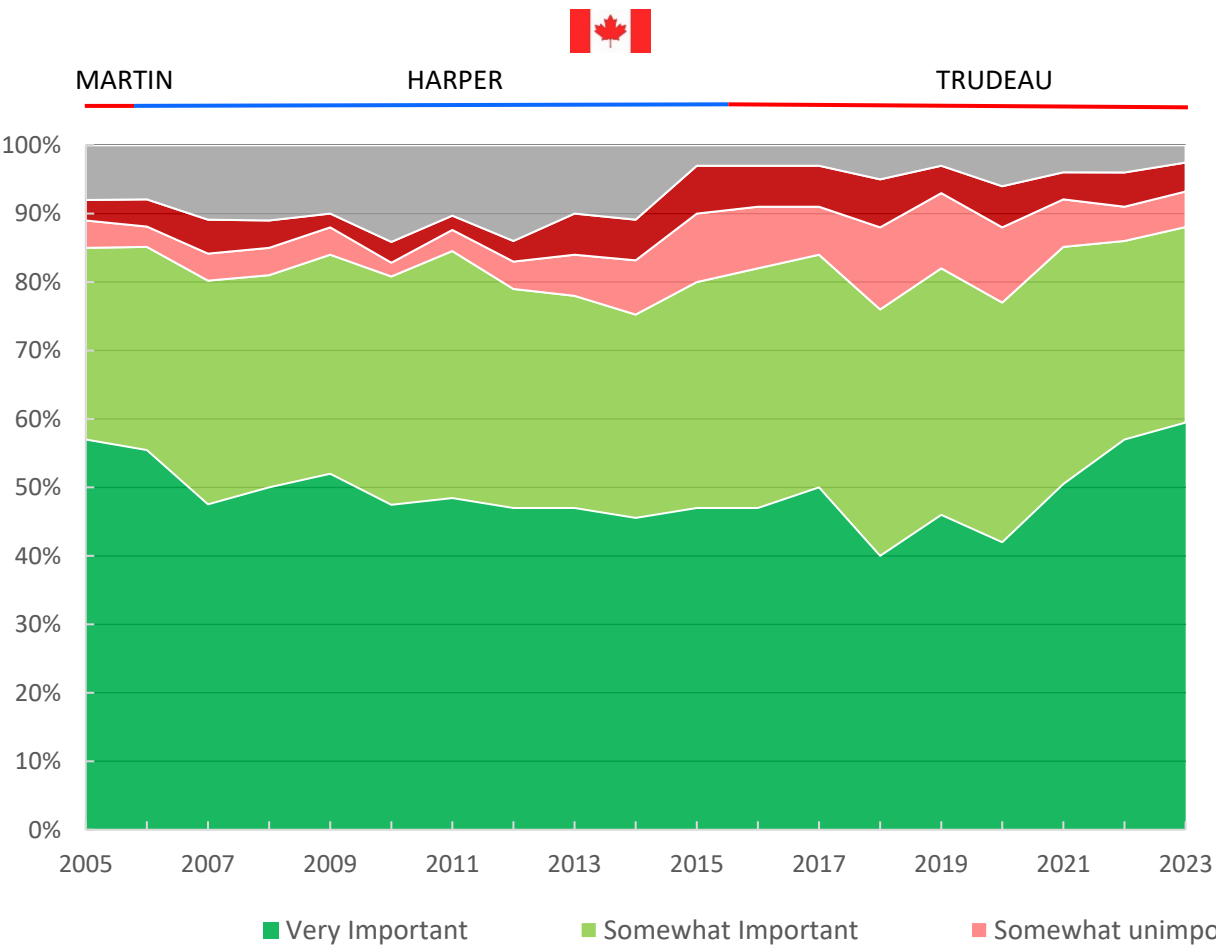
*Weighted to the true population proportion.
 *Charts may not add up to 100 due to rounding.

Source: Nanos Research, RDD dual frame hybrid telephone and online random survey, June 29th to 30th, 2023, n=1055 Canadians, accurate 3.0 percentage points plus or minus, 19 times out of 20. Nanos Research, online non-probability survey, August 5th to 10th, 2023, n=1269 Americans.



Canadians and Americans on developing an energy policy

Q - In your opinion, how important or unimportant is it for the United States and Canada to work together to develop an integrated energy policy to remove any dependence on Middle East oil? Is it very important, somewhat important, somewhat unimportant or very unimportant?



*Weighted to the true population proportion.
*Charts may not add up to 100 due to rounding.

Source: Nanos Research, RDD dual frame hybrid telephone and online random survey, June 29th to 30th, 2023, n=1055 Canadians, accurate 3.0 percentage points plus or minus, 19 times out of 20. Nanos Research, online non-probability survey, August 5th to 10th, 2023, n=1269 Americans.





The Nanos North American Monitor is conducted by the Nanos Research Corporation, which is headquartered in Canada and operates both in Canada and the United States. Parallel questions on bi-national issues are tracked by means of a hybrid telephone and online random sample of Canadians in the month of June, and a random representative online sample of Americans conducted in the month of August.

Nanos conducted an RDD dual frame (land- and cell-lines) hybrid telephone and online random survey of 1,055 Canadians, 18 years of age or older, between June 29th and 30th, 2023, as part of an omnibus survey. Participants were randomly recruited by telephone using live agents and administered a survey online. The sample included both land- and cell-lines across Canada. The results were statistically checked and weighted by age and gender using the latest Census information and the sample is geographically stratified to be representative of Canada.

Nanos conducted an online non-probability survey of 1,269 Americans, representative of the U.S. population, 18 years of age or older, on August 5th to 10th, 2023 as part of an omnibus survey. Participants were randomly recruited by telephone using live agents and administered a survey online. The results were statistically checked and weighted using the latest Census results to be representative of the American population. The U.S. study was a representative non-probability survey weighted to reflect the U.S. population

The research was commissioned by Nanos Research and the Norman Paterson School of International Affairs and was conducted by Nanos Research.

Note: Charts may not add up to 100 due to rounding.

Element	Description	Element	Description
Research sponsor	The Norman Paterson School of International Affairs (NPSIA)	Weighting of Data	The results were weighted by age and gender using the latest Census information (2021) and the sample is geographically stratified to ensure a distribution across all regions of Canada. See tables for full weighting disclosure
Population and Final Sample Size	1055 Randomly selected individuals.	Screening	Screening ensured potential respondents did not work in the market research industry, in the advertising industry, in the media or a political party prior to administering the survey to ensure the integrity of the data.
Source of Sample	Nanos Hybrid Probability Panel	Excluded Demographics	Individuals younger than 18 years old; individuals without land or cell lines, and individuals without internet access could not participate.
Type of Sample	Probability	Stratification	By age and gender using the latest Census information (2021) and the sample is geographically stratified to be representative of Canada. Smaller areas such as Atlantic Canada were marginally oversampled to allow for a minimum regional sample.
Margin of Error	±3.0 percentage points, 19 times out of 20.	Estimated Response Rate	12 percent, consistent with industry norms.
Mode of Survey	RDD dual frame (land- and cell-lines) hybrid telephone and online omnibus survey	Question Order	This is one report of three which contains the questions asked on public policy questions. Reports two and three contain questions on security policy and economic policy.
Sampling Method Base	The sample included both land- and cell-lines RDD (Random Digit Dialed) across Canada.	Question Content	Topics on the omnibus ahead of the survey content included: vacation plans and spending, preference on federal party leaders, amount of new pertained through social media and confidence in the reduction of inflation, views on the federal government, impression of large businesses and CEOs in Canada, and opinions on a charitable service aiding those with disabilities to find employment.
Demographics (Captured)	Atlantic Canada, Quebec, Ontario, Prairies, British Columbia; Men and Women; 18 years and older. Six digit postal code was used to validate geography.	Question Wording	The questions in the preceding report are written exactly as they were asked to individuals.
Fieldwork/Validation	Individuals were recruited using live interviews with live supervision to validate work, the research questions were administered online	Research/Data Collection Supplier	Nanos Research
Number of Calls	Maximum of five call backs to those recruited.	Contact	Contact Nanos Research for more information or with any concerns or questions. http://www.nanos.co Telephone:(613) 234-4666 ext. 237 Email: info@nanosresearch.com.
Time of Calls	Individuals recruited were called between 12-5:30 pm and 6:30-9:30pm local time for the respondent.		
Field Dates	June 29 th to 30 th 2023.		
Language of Survey	The survey was conducted in both English and French.		
Standards	Nanos Research is a member of the Canadian Research Insights Council (CRIC) and confirms that this research fully complies with all CRIC Standards including the CRIC Public Opinion Research Standards and Disclosure Requirements. https://canadianresearchinsightscouncil.ca/standards/		

Element	Description	Element	Description
Research sponsor	The Norman Paterson School of International Affairs (NPSIA)	Weighting of Data	The results were weighted by age and gender using the latest Census information and the sample is geographically stratified to ensure a distribution across all regions of the United States. See tables for full weighting disclosure.
Population and Final Sample Size	1269 Randomly selected individuals.	Screening	Screening ensured potential respondents did not work in the market research industry, in the advertising industry, in the media or a political party prior to administering the survey to ensure the integrity of the data
Source of Sample	QuestMindshare	Excluded Demographics	Individuals younger than 18 years old; individuals without internet access could not participate.
Type of Sample	Representative non-probability	Stratification	By age and gender using the latest Census information and the sample is geographically stratified to be representative of the United States. Smaller areas were marginally oversampled to allow for a minimum regional sample.
Margin of Error	No margin of error applies to this research	Estimated Response Rate	Not applicable
Mode of Survey	Online survey	Question Order	Question order in the tabulations reflects the order in which they appeared in the original questionnaire.
Sampling Method Base	Non-probability	Question Content	Topics on the omnibus ahead of the survey content involved thoughts on travel in Greece.
Demographics (Captured)	Northwestern US, Southern US, Midwestern US, Western US; Men, Women, and Other; 18 years and older. Zip code was used to validate geography.	Question Wording	The questions in the preceding report are written exactly as they were asked to individuals.
Demographics (Other)	Age, gender, education, income	Research/Data Collection Supplier	Nanos Research
Fieldwork/Validation	Individuals were recruited using live interviews with live supervision to validate work, the research questions were administered online	Contact	Contact Nanos Research for more information or with any concerns or questions. http://www.nanos.co Telephone:(613) 234-4666 ext. 237 Email: info@nanosresearch.com.
Field Dates	August 5 th to 10 th , 2023.		
Language of Survey	The survey was conducted in English.		
Standards	Nanos Research is a member of the Canadian Research Insights Council (CRIC) and confirms that this research fully complies with all CRIC Standards including the CRIC Public Opinion Research Standards and Disclosure Requirements. https://canadianresearchinsightscouncil.ca/standards/		



As one of North America's premier market and public opinion research firms, we put strategic intelligence into the hands of decision makers. The majority of our work is for private sector and public facing organizations and ranges from market studies, managing reputation through to leveraging data intelligence. Nanos Research offers a vertically integrated full service quantitative and qualitative research practice to attain the highest standards and the greatest control over the research process. www.nanos.co

nanos dimap analytika



This international joint venture between [dimap](http://www.dimap.com) and [Nanos](http://www.nanos.co) brings together top research and data experts from North American and Europe to deliver exceptional data intelligence to clients. The team offers data intelligence services ranging from demographic and sentiment microtargeting; consumer sentiment identification and decision conversion; and, data analytics and profiling for consumer persuasion. www.nanosdimap.com

EthicStratēgies

Ethic Strategies was created by the founding partners of [PAA Advisory](http://www.paaadvisory.com) and the [Nanos Research Corporation](http://www.nanos.co), both recognized leaders in research, advocacy, and advisory. Ethic provides bespoke strategic counsel, advice, and communications strategies to organizations facing serious issues. www.ethicstrategies.com

ABOUT NANOS

Any questions?



Nanos Research

(613) 234-4666, ext. 237

ea@nanosresearch.com

For more information on the firm, please visit www.nanos.co



NANOS IS YOUR GO-TO HIGH-STAKES RESEARCH PARTNER.

Delivering world-class solutions since 1987,
we are the leader in high velocity data insights and visualization.

Market | Consumer | Reputation | Policy | Insight

For more information about our services, please visit us at:

www.nanos.co

A composite image with a dark, semi-transparent overlay. In the background, there is a calculator on the left, a pen in the upper right, and a bar chart with a line graph at the bottom. The overall theme is business and data analysis.

TABULATIONS



2023-2403 – CanAm – June Omni – STAT SHEET

			Region					Gender			Age			
			Canada 2023-06	Atlantic	Quebec	Ontario	Prairies	British Columbia	Male	Female	Other	18 to 34	35 to 54	55 plus
Question - Canada should follow its own interests, even if this leads to conflict with other nations. Do you strongly agree, agree, neither agree nor disagree, disagree, or strongly disagree?	Total	Unwgt N	1055	72	239	354	222	168	543	510	2	226	423	406
		Wgt N	1002	67	231	388	177	139	490	510	2	268	322	412
	Strongly Agree	%	20.3	25.7	21.9	18.5	18.1	23.0	24.7	16.1		26.5	20.5	16.1
	Agree	%	37.0	34.3	39.1	33.5	40.0	41.0	40.0	34.3		33.6	39.6	37.3
	Neither agree nor disagree	%	20.6	20.7	18.3	22.4	20.5	19.7	16.1	24.9		21.2	18.3	22.1
	Disagree	%	13.7	10.8	13.3	16.3	11.4	11.4	11.8	15.5		9.3	14.6	15.8
	Strongly disagree	%	3.9	2.4	2.8	4.5	4.5	3.7	3.8	3.8		3.1	2.5	5.4
	Can't choose /don't know	%	4.5	6.0	4.6	4.8	5.6	1.2	3.6	5.3		6.3	4.6	3.2

Nanos conducted an RDD dual frame (land- and cell- lines) hybrid telephone and online random survey of 1,055 Canadians, 18 years of age or older, between June 29th and 30th, 2023. The margin of error this survey is ±3.0 percentage points, 19 times out of 20. Some responses have been shaded due to a small responding sample size.



2023-2403 – CanAm – June Omni – STAT SHEET

Thinking about Canada in relation with the countries below, could you please identify the first and second ranked countries that are closest with Canada in terms of human rights? [RANDOMIZE]

			Region					Gender			Age			
			Canada 2023-06	Atlantic	Quebec	Ontario	Prairies	British Columbia	Male	Female	Other	18 to 34	35 to 54	55 plus
Question - Rank 1	Total	Unwgt N	1055	72	239	354	222	168	543	510	2	226	423	406
		Wgt N	1002	67	231	388	177	139	490	510	2	268	322	412
	The US	%	29,1	28,2	21,2	32,2	37,2	23,6	27,3	31,0		34,9	27,0	26,9
	Britain	%	38,8	43,9	27,1	41,3	39,7	47,9	40,3	37,6		32,6	39,4	42,4
	Japan	%	2,9	6,9	2,4	3,3	0,9	3,0	2,9	2,9		2,2	2,4	3,7
	France	%	11,8	6,2	30,5	6,8	5,6	5,4	11,3	12,1		11,0	12,9	11,4
	Germany	%	14,4	11,9	18,5	12,5	13,6	15,3	14,5	14,3		14,8	14,9	13,9
	China	%	2,2	1,4	0,4	2,9	2,7	3,2	3,0	1,5		4,1	2,7	0,6
	Mexico	%	0,8	1,5	0,0	1,0	0,3	1,6	0,8	0,7		0,4	0,7	1,1

Thinking about Canada in relation with the countries below, could you please identify the first and second ranked countries that are closest with Canada in terms of human rights? [RANDOMIZE]

			Region					Gender			Age			
			Canada 2023-06	Atlantic	Quebec	Ontario	Prairies	British Columbia	Male	Female	Other	18 to 34	35 to 54	55 plus
Question – Rank 2	Total	Unwgt N	1030	69	237	345	218	161	531	497	2	221	416	393
		Wgt N	977	64	229	379	172	133	478	497	2	262	316	399
	The US	%	18,7	20,6	16,6	18,2	19,1	22,1	18,9	18,5		15,4	19,6	20,1
	Britain	%	34,6	30,7	30,0	35,2	43,3	31,7	34,0	35,0		35,8	35,0	33,6
	Japan	%	6,1	15,5	5,2	4,1	8,5	5,6	5,8	6,3		5,0	6,6	6,3
	France	%	18,2	18,2	23,0	19,5	8,9	17,9	18,3	18,1		23,0	16,1	16,6
	Germany	%	19,4	15,0	22,5	19,6	17,2	19,0	19,0	19,9		16,4	19,3	21,6
	China	%	0,9	0,0	0,4	1,3	1,5	0,5	1,1	0,8		2,2	0,8	0,3
	Mexico	%	2,1	0,0	2,3	2,2	1,4	3,4	2,9	1,3		2,2	2,7	1,6

Nanos conducted an RDD dual frame (land- and cell- lines) hybrid telephone and online random survey of 1,055 Canadians, 18 years of age or older, between June 29th and 30th, 2023. The margin of error this survey is ±3.0 percentage points, 19 times out of 20. Some responses have been shaded due to a small responding sample size.



2023-2403 – CanAm – June Omni – STAT SHEET

Thinking about Canada in relation with the countries below, could you please identify the first and second ranked countries that are closest with Canada in terms of family values? [RANDOMIZE]

			Region					Gender			Age			
			Canada 2023-06	Atlantic	Quebec	Ontario	Prairies	British Columbia	Male	Female	Other	18 to 34	35 to 54	55 plus
Question – Rank 1	Total	Unwgt N	1055	72	239	354	222	168	543	510	2	226	423	406
		Wgt N	1002	67	231	388	177	139	490	510	2	268	322	412
	The US	%	32,5	27,3	30,6	32,6	39,2	29,5	33,4	31,8		43,8	29,5	27,5
	Britain	%	38,7	52,1	23,4	44,6	37,4	42,6	38,1	39,4		34,5	41,3	39,3
	Japan	%	6,2	6,9	6,7	5,9	5,2	7,4	6,2	6,2		2,1	3,4	11,1
	France	%	10,6	5,7	26,1	6,1	6,3	5,6	10,1	11,0		9,7	13,8	8,8
	Germany	%	8,7	5,6	8,7	8,7	10,0	8,7	8,9	8,4		7,4	8,9	9,4
	China	%	1,7	1,5	2,3	1,3	0,7	3,3	2,3	1,1		2,0	1,8	1,4
	Mexico	%	1,5	0,9	2,3	0,8	1,1	2,9	1,0	2,1		0,4	1,2	2,5

Thinking about Canada in relation with the countries below, could you please identify the first and second ranked countries that are closest with Canada in terms of family values? [RANDOMIZE]

			Region					Gender			Age			
			Canada 2023- 06	Atlantic	Quebec	Ontario	Prairies	British Columbia	Male	Female	Other	18 to 34	35 to 54	55 plus
Question – Rank 2	Total	Unwgt N	1031	71	236	349	213	162	536	493	2	220	414	397
		Wgt N	979	66	229	383	168	133	484	494	2	260	315	404
	The US	%	21,0	25,2	17,1	23,3	19,3	20,8	22,1	19,9		17,4	22,5	22,0
	Britain	%	33,2	25,5	30,8	32,2	39,7	35,7	33,7	32,7		40,2	31,4	30,1
	Japan	%	8,8	8,9	11,3	8,8	8,0	5,6	9,3	8,3		4,4	8,5	11,9
	France	%	17,0	16,5	19,2	17,5	13,0	17,1	16,6	17,2		18,2	16,8	16,3
	Germany	%	15,0	16,4	15,2	15,3	14,3	13,9	13,1	16,9		15,4	15,0	14,8
	China	%	0,8	4,4	0,8	0,8	0,0	0,0	0,5	1,0		1,0	0,4	0,9
	Mexico	%	4,3	3,0	5,7	2,2	5,7	6,9	4,6	4,0		3,4	5,3	4,0

Nanos conducted an RDD dual frame (land- and cell- lines) hybrid telephone and online random survey of 1,055 Canadians, 18 years of age or older, between June 29th and 30th, 2023. The margin of error this survey is ±3.0 percentage points, 19 times out of 20. Some responses have been shaded due to a small responding sample size.



2023-2403 – CanAm – June Omni – STAT SHEET

Thinking about Canada in relation with the countries below, could you please identify the first and second ranked countries that are closest with Canada in terms of business values? [RANDOMIZE]

			Region						Gender			Age		
			Canada 2023-06	Atlantic	Quebec	Ontario	Prairies	British Columbia	Male	Female	Other	18 to 34	35 to 54	55 plus
Question - Rank 1	Total	Unwgt N	1055	72	239	354	222	168	543	510	2	226	423	406
		Wgt N	1002	67	231	388	177	139	490	510	2	268	322	412
	The US	%	58,8	62,2	56,3	61,6	55,2	58,1	59,8	58,0		65,0	55,7	57,1
	Britain	%	20,4	21,9	11,5	20,6	27,1	25,6	20,4	20,6		16,7	21,3	22,2
	Japan	%	2,7	2,8	5,3	2,4	1,4	1,0	2,8	2,7		1,6	3,0	3,3
	France	%	5,0	5,4	11,9	2,6	3,8	1,3	3,9	5,8		5,7	5,9	3,7
	Germany	%	10,1	4,6	12,6	9,7	8,1	12,0	9,9	10,2		8,1	9,4	11,8
	China	%	1,9	0,0	1,0	2,3	3,8	0,7	1,7	1,9		2,8	1,9	1,3
	Mexico	%	1,1	3,1	1,4	0,7	0,6	1,4	1,5	0,7		0,0	2,8	0,5

Thinking about Canada in relation with the countries below, could you please identify the first and second ranked countries that are closest with Canada in terms of business values? [RANDOMIZE]

			Region						Gender			Age		
			Canada 2023-06	Atlantic	Quebec	Ontario	Prairies	British Columbia	Male	Female	Other	18 to 34	35 to 54	55 plus
Question – Rank 2	Total	Unwgt N	1019	70	232	342	211	164	527	490	2	216	412	391
		Wgt N	967	65	224	375	167	136	474	491	2	256	314	397
	The US	%	16,1	15,2	15,0	14,9	20,4	16,7	16,8	15,4		13,6	16,4	17,5
	Britain	%	37,7	45,2	33,2	38,1	34,9	44,1	38,0	37,6		36,9	38,7	37,5
	Japan	%	7,3	5,1	7,0	6,3	9,6	8,7	7,2	7,4		6,5	8,3	7,0
	France	%	8,9	2,3	13,9	8,7	7,6	5,9	7,6	9,9		10,3	10,9	6,3
	Germany	%	20,9	24,9	21,9	22,7	18,7	14,9	20,1	21,7		17,9	17,3	25,6
	China	%	3,1	2,4	4,5	2,5	1,5	4,7	3,3	2,8		4,8	2,4	2,4
	Mexico	%	6,0	4,9	4,5	6,9	7,4	4,9	6,9	5,2		9,8	5,9	3,7

Nanos conducted an RDD dual frame (land- and cell- lines) hybrid telephone and online random survey of 1,055 Canadians, 18 years of age or older, between June 29th and 30th, 2023. The margin of error this survey is ±3.0 percentage points, 19 times out of 20. Some responses have been shaded due to a small responding sample size.



2023-2403 – CanAm – June Omni – STAT SHEET

Thinking about when a package or a shipping container of goods enters Canada from one of the countries below, please rank the first and second country that Canadians customs officials should thoroughly inspect the shipment. [RANDOMIZE]

			Region					Gender			Age			
			Canada	Atlantic	Quebec	Ontario	Prairies	British Columbia	Male	Female	Other	18 to 34	35 to 54	55 plus
			2023-06											
Question – Rank 1	Total	Unwgt N	1055	72	239	354	222	168	543	510	2	226	423	406
		Wgt N	1002	67	231	388	177	139	490	510	2	268	322	412
	The US	%	7,4	9,7	5,5	8,3	6,4	8,3	7,6	7,2		11,1	6,7	5,5
	Britain	%	0,7	1,5	0,7	0,5	0,6	1,2	1,1	0,2		0,7	1,1	0,4
	Japan	%	0,6	0,0	0,8	1,2	0,0	0,0	0,0	1,2		1,4	0,5	0,2
	France	%	0,3	0,0	0,5	0,3	0,4	0,0	0,6	0,0		0,0	0,5	0,3
	Germany	%	0,8	0,0	1,4	1,1	0,0	0,7	0,8	0,8		1,2	0,8	0,6
	China	%	63,1	62,7	57,3	60,8	69,7	71,3	64,1	62,3		54,4	68,3	64,9
	Mexico	%	27,0	26,1	34,0	27,9	23,0	18,4	25,8	28,3		31,3	22,1	28,1

Thinking about when a package or a shipping container of goods enters Canada from one of the countries below, please rank the first and second country that Canadians customs officials should thoroughly inspect the shipment. [RANDOMIZE]

			Region					Gender			Age			
			Canada	Atlantic	Quebec	Ontario	Prairies	British Columbia	Male	Female	Other	18 to 34	35 to 54	55 plus
			2023-06											
Question – Rank 2	Total	Unwgt N	1021	71	226	343	217	164	523	496	2	215	413	393
		Wgt N	971	66	219	376	174	135	472	497	2	257	314	400
	The US	%	12,1	9,1	14,0	11,3	8,7	17,1	12,6	11,7		11,7	8,4	15,2
	Britain	%	1,2	1,5	0,3	1,7	0,5	1,8	2,0	0,4		2,7	0,8	0,5
	Japan	%	2,8	1,4	4,2	2,6	2,8	1,5	1,7	3,8		4,8	1,5	2,5
	France	%	1,8	2,9	2,5	2,0	1,1	0,5	1,4	2,2		1,8	2,1	1,6
	Germany	%	1,3	1,3	3,2	0,8	0,4	0,6	1,3	1,3		0,7	2,7	0,6
	China	%	25,5	22,5	27,5	28,1	23,2	19,9	23,5	27,4		34,0	23,2	22,0
	Mexico	%	55,3	61,3	48,2	53,4	63,4	58,8	57,5	53,2		44,4	61,4	57,5

Nanos conducted an RDD dual frame (land- and cell- lines) hybrid telephone and online random survey of 1,055 Canadians, 18 years of age or older, between June 29th and 30th, 2023. The margin of error this survey is ±3.0 percentage points, 19 times out of 20. Some responses have been shaded due to a small responding sample size.



2023-2403 – CanAm – June Omni – STAT SHEET

Thinking about when a visitor from one of the countries below arrives at the Canadian border, please rank the first and second country whose visitors Canadian customs officials should question more thoroughly. [RANDOMIZE]

			Region					Gender			Age			
			Canada 2023-06	Atlantic	Quebec	Ontario	Prairies	British Columbia	Male	Female	Other	18 to 34	35 to 54	55 plus
Question – Rank 1	Total	Unwgt N	1055	72	239	354	222	168	543	510	2	226	423	406
		Wgt N	1002	67	231	388	177	139	490	510	2	268	322	412
	The US	%	10,3	12,1	8,7	10,5	10,7	11,0	10,1	10,5		11,8	12,6	7,6
	Britain	%	0,8	1,3	0,7	0,8	0,0	1,4	1,2	0,3		1,5	1,1	0,0
	Japan	%	0,3	0,0	1,1	0,0	0,4	0,0	0,0	0,6		0,3	0,0	0,6
	France	%	0,6	0,0	0,4	0,6	1,2	0,5	0,6	0,4		1,1	0,4	0,4
	Germany	%	1,0	1,4	1,5	0,8	1,5	0,0	0,7	1,3		1,9	0,8	0,6
	China	%	65,0	64,4	62,6	62,7	68,2	71,9	65,5	64,6		62,4	65,5	66,4
	Mexico	%	22,0	20,7	25,0	24,6	18,0	15,1	21,8	22,2		21,0	19,5	24,5

Thinking about when a visitor from one of the countries below arrives at the Canadian border, please rank the first and second country whose visitors Canadian customs officials should question more thoroughly. [RANDOMIZE]

			Region					Gender			Age			
			Canada 2023-06	Atlantic	Quebec	Ontario	Prairies	British Columbia	Male	Female	Other	18 to 34	35 to 54	55 plus
Question – Rank 2	Total	Unwgt N	983	69	221	331	207	155	509	472	2	204	397	382
		Wgt N	938	65	214	366	166	128	460	477	2	247	302	390
	The US	%	17,4	17,9	16,0	14,4	16,5	29,4	15,8	18,9		22,1	15,0	16,4
	Britain	%	1,6	3,6	2,2	1,1	1,6	1,0	1,3	1,9		2,4	2,2	0,6
	Japan	%	2,6	0,0	4,5	3,2	0,8	1,2	2,1	3,1		4,2	3,1	1,2
	France	%	1,8	0,0	1,6	2,5	1,9	1,1	2,5	1,2		2,0	2,0	1,5
	Germany	%	3,8	3,8	4,0	4,7	2,8	2,3	4,0	3,6		6,0	5,0	1,5
	China	%	22,4	20,7	21,1	25,0	21,7	19,0	21,8	23,1		19,2	21,8	24,9
	Mexico	%	50,3	54,0	50,5	49,2	54,7	45,9	52,5	48,3		44,1	50,9	53,8

Nanos conducted an RDD dual frame (land- and cell- lines) hybrid telephone and online random survey of 1,055 Canadians, 18 years of age or older, between June 29th and 30th, 2023. The margin of error this survey is ±3.0 percentage points, 19 times out of 20. Some responses have been shaded due to a small responding sample size.



2023-2403 – CanAm – June Omni – STAT SHEET

			Region					Gender			Age			
			Canada 2023-06	Atlantic	Quebec	Ontario	Prairies	British Columbia	Male	Female	Other	18 to 34	35 to 54	55 plus
Question - In terms of national security (i.e., NATO, the United Nations), should the United States and Canada be moving towards greater and closer cooperation, or should they be maintaining separate national security policies and priorities?	Total	Unwgt N	1055	72	239	354	222	168	543	510	2	226	423	406
		Wgt N	1002	67	231	388	177	139	490	510	2	268	322	412
	Much closer cooperation	%	31,5	32,4	34,4	33,9	25,8	26,8	35,5	27,7		24,7	32,0	35,5
	Somewhat closer cooperation	%	31,6	37,4	33,5	29,2	33,7	29,4	30,5	32,3		30,6	31,6	32,2
	Stay the same/no change	%	16,7	16,4	13,1	18,4	16,5	18,3	15,9	17,5		19,1	14,7	16,7
	Somewhat separate	%	10,3	5,4	10,0	9,5	11,6	13,4	9,2	11,4		10,6	11,4	9,1
	Completely separate	%	7,2	5,7	4,7	6,6	10,0	9,9	7,2	7,2		9,8	8,4	4,5
	Don't know	%	2,8	2,7	4,4	2,3	2,5	2,2	1,7	3,9		5,2	1,9	2,0

			Region					Gender			Age			
			Canada 2023-06	Atlantic	Quebec	Ontario	Prairies	British Columbia	Male	Female	Other	18 to 34	35 to 54	55 plus
Question - In terms of border security, should the United States and Canada be moving towards greater and closer cooperation or should they be maintaining separate national security policies and priorities?	Total	Unwgt N	1055	72	239	354	222	168	543	510	2	226	423	406
		Wgt N	1002	67	231	388	177	139	490	510	2	268	322	412
	Much closer cooperation	%	32,8	24,0	37,3	35,1	29,9	27,0	36,6	29,2		30,4	30,9	35,9
	Somewhat closer cooperation	%	30,6	32,3	34,2	28,9	29,2	29,8	29,5	31,4		26,0	32,3	32,1
	Stay the same/no change	%	16,5	25,3	10,9	17,2	17,9	17,7	18,2	14,7		20,3	16,6	13,9
	Somewhat separate	%	11,8	8,8	10,9	10,5	15,0	14,4	8,9	14,6		12,6	10,7	12,2
	Completely separate	%	6,6	6,8	3,1	7,5	7,1	8,8	5,6	7,6		8,5	8,1	4,1
	Don't know	%	1,8	2,7	3,5	0,8	0,9	2,3	1,1	2,4		2,2	1,3	1,8

Nanos conducted an RDD dual frame (land- and cell- lines) hybrid telephone and online random survey of 1,055 Canadians, 18 years of age or older, between June 29th and 30th, 2023. The margin of error this survey is ±3.0 percentage points, 19 times out of 20. Some responses have been shaded due to a small responding sample size.



2023-2403 – CanAm – June Omni – STAT SHEET

			Region					Gender			Age			
			Canada 2023-06	Atlantic	Quebec	Ontario	Prairies	British Columbia	Male	Female	Other	18 to 34	35 to 54	55 plus
Question - In terms of anti-terrorism measures, should the United States and Canada be moving towards greater and closer cooperation or should they be maintaining separate national security policies and priorities?	Total	Unwgt N	1055	72	239	354	222	168	543	510		226	423	406
		Wgt N	1002	67	231	388	177	139	490	510		268	322	412
	Much closer cooperation	%	41,6	39,2	44,7	44,1	38,3	34,6	44,8	38,4		29,4	39,0	51,5
	Somewhat closer cooperation	%	30,4	34,2	32,1	26,8	32,6	33,1	28,1	32,6		31,6	30,3	29,7
	Stay the same/no change	%	11,5	15,2	10,5	13,1	9,1	9,9	12,3	10,8		13,0	13,1	9,2
	Somewhat separate	%	9,5	4,2	5,8	10,4	12,1	12,6	8,3	10,8		14,8	10,2	5,6
	Completely separate	%	5,4	7,1	4,3	4,2	5,7	9,1	5,0	5,7		9,0	5,4	2,9
	Don't know	%	1,6	0,0	2,5	1,5	2,1	0,7	1,4	1,8		2,3	1,9	0,9

			Region					Gender			Age			
			Canada 2023-06	Atlantic	Quebec	Ontario	Prairies	British Columbia	Male	Female	Other	18 to 34	35 to 54	55 plus
Question - In your opinion, how important or unimportant is it for the United States and Canada to work together to develop an integrated energy policy to remove any dependence on Middle East oil? Is it very important, somewhat important, somewhat unimportant or very unimportant?	Total	Unwgt N	1055	72	239	354	222	168	543	510		226	423	406
		Wgt N	1002	67	231	388	177	139	490	510		268	322	412
	Very important	%	59,5	50,2	56,7	59,2	71,6	53,8	59,3	59,7		56,2	56,3	64,1
	Somewhat important	%	28,6	35,8	33,1	28,1	19,2	30,8	28,0	29,2		29,7	31,8	25,3
	Somewhat unimportant	%	5,2	8,3	4,9	4,8	4,7	6,1	7,2	3,1		6,1	5,8	4,1
	Very unimportant	%	4,2	4,4	2,2	5,2	3,2	6,1	5,0	3,5		4,9	4,5	3,6
	Unsure	%	2,5	1,3	3,1	2,7	1,4	3,2	0,6	4,4		3,2	1,5	2,9

Nanos conducted an RDD dual frame (land- and cell- lines) hybrid telephone and online random survey of 1,055 Canadians, 18 years of age or older, between June 29th and 30th, 2023. The margin of error this survey is ±3.0 percentage points, 19 times out of 20. Some responses have been shaded due to a small responding sample size.