A photograph of two men standing in a cornfield. One man is wearing a dark t-shirt and the other is wearing a plaid shirt and a cap. They appear to be looking at something together. The background shows a large farm building under a bright sky.

Most Canadians agree temporary foreign workers are important or somewhat important to Canada's economy.

National survey released December 2023
Submission 2023-2511

THE GLOBE AND MAIL 

 **NANOS**

The research gauged the views of Canadians on temporary foreign workers, specifically how important they are to the Canadian economy, support for employers bringing them into Canada to fill jobs, allowing them to become citizens or permanent residents, having more temporary foreign workers come to Canada for jobs and allowing them to change employers.

Nanos conducted an RDD dual frame (land-and cell-lines) hybrid telephone and online random survey of 1,006 Canadians, 18 years of age or older, between December 27th and 29th, 2023 as part of an omnibus survey. The margin of error for this survey is ± 3.1 percentage points, 19 times out of 20.

The research was commissioned by the Globe and Mail and was conducted by Nanos Research.



Key Findings



Over eight in ten Canadians say temporary foreign workers are important or somewhat important to Canada’s economy

A strong majority of Canadians say temporary foreign workers are important (48%) or somewhat important (34%) to Canada’s economy. Older Canadians (55 plus) are more likely to say temporary foreign workers are important (56%) than younger Canadians (38%).



Canadians support employers bringing temporary foreign workers to help fill jobs

Eight in ten Canadians say they support (49%) or somewhat support (30%) employers bringing temporary foreign workers into Canada to help fill jobs they can’t find Canadians to do. Support is stronger in the Atlantic region (61% support, 25% somewhat support) and Quebec (57% support, 32% somewhat support).



Over two thirds of Canadians show support for interested temporary foreign workers remaining in Canada to become citizens

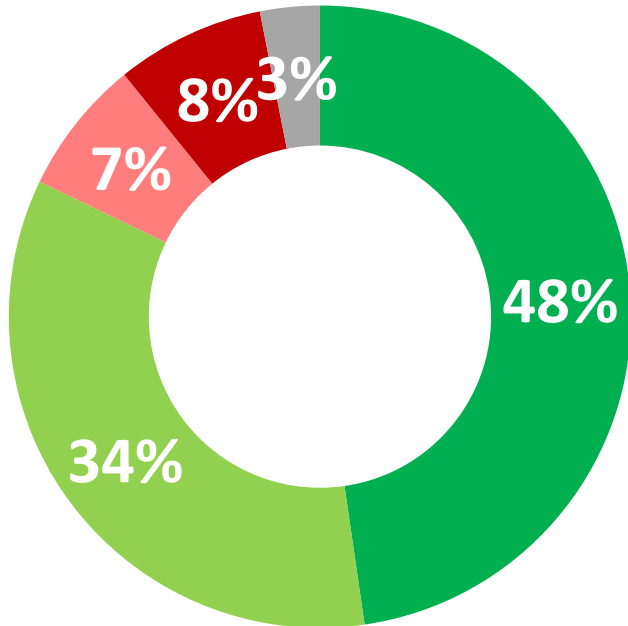
Canadians were more likely to support (32%) or somewhat support (37%) having interested temporary foreign workers remain in Canada to become citizens or permanent residents than oppose (14%) or somewhat oppose (12%) this. Older Canadians (74% of those 55 plus) were more likely to support or somewhat support this than younger Canadians (62% of those 18-34).



Canadians more likely to support rather than oppose allowing temporary foreign workers to change employers

Canadians are more likely to support (31%) rather than oppose (17%) allowing temporary foreign workers who are brought to Canada for a specific job to change employers. Residents from Quebec are more likely to support this (43%) than residents of the Prairies (24%) and British Columbia (26%).

Importance of temporary foreign workers to Canada's economy



- Important
- Somewhat important
- Somewhat not important
- Not important
- Unsure

	Atlantic (n=106)	Quebec (n=255)	Ontario (n=339)	Prairies (n=195)	BC (n=111)
Important/Somewhat important	88.6%	88.7%	78.9%	78.3%	82.1%
	Men (n=557)	Women (n=447)	18 to 34 (n=192)	35 to 54 (n=320)	55 plus (n=494)
	80.3%	83.8%	74.5%	80.1%	88.7%
Not important/Somewhat not important	8.9%	8.1%	17.5%	20.2%	14.1%
	Men (n=557)	Women (n=447)	18 to 34 (n=192)	35 to 54 (n=320)	55 plus (n=494)
	17.6%	12.1%	22.2%	16.7%	8.4%

*Weighted to the true population proportion.
 *Charts may not add up to 100 due to rounding.

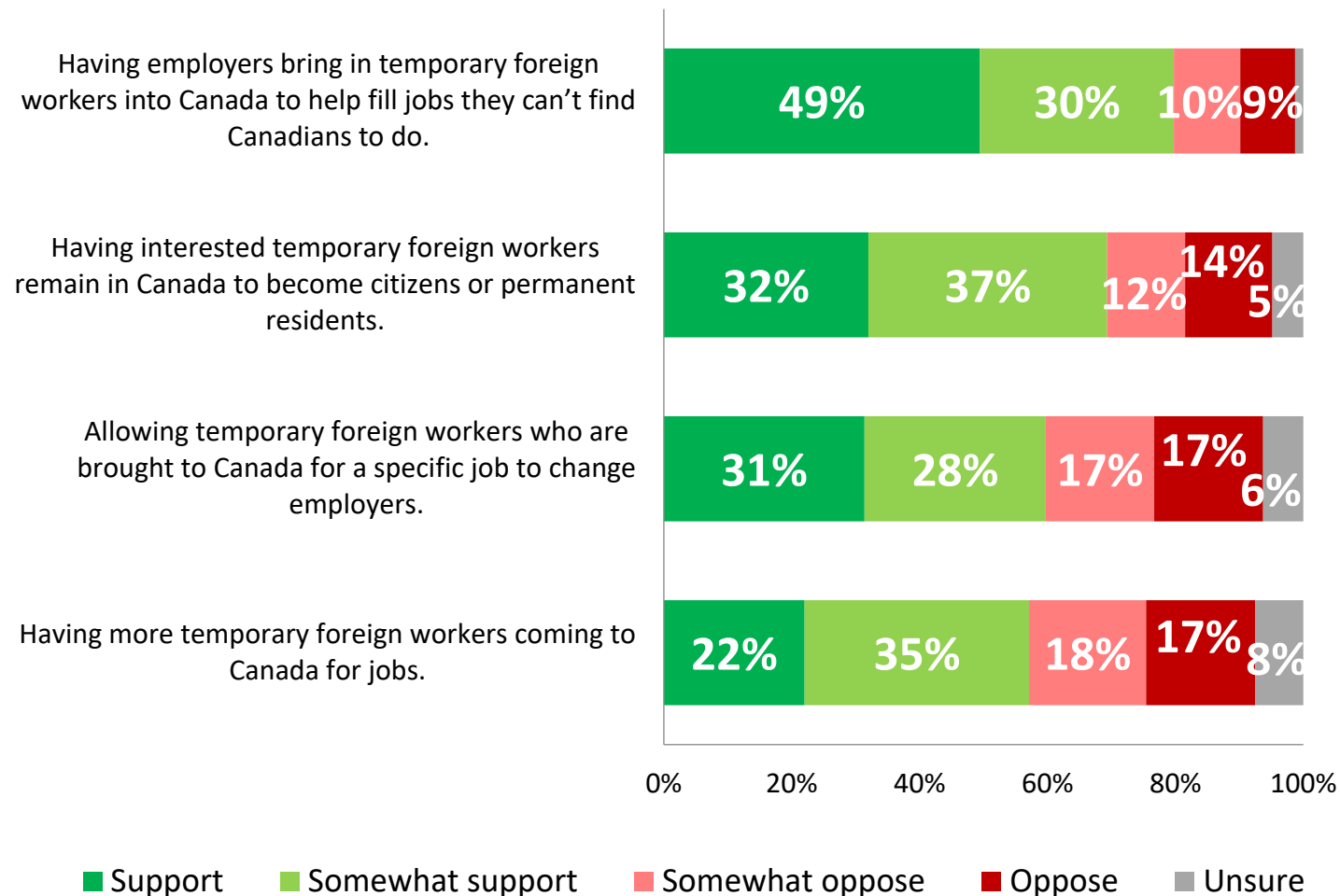
Q – As you may know, Canada has a temporary foreign worker program to help employers fill jobs in Canada that are vacant. At present, temporary foreign workers come to Canada through two federal programs, the Temporary Foreign Worker Program (TFWP) and the Seasonal Agricultural Worker Program (SAWP). Do you believe temporary foreign workers in Canada are important, somewhat important, somewhat unimportant or unimportant to the Canadian economy?

Source: Nanos Research, RDD dual frame hybrid telephone and online random survey, December 27th to 29th, 2023, n=1006, accurate 3.1 percentage points plus or minus, 19 times out of 20.



A majority of Canadians support or somewhat support having temporary foreign workers fill jobs for which employers cannot find Canadians to do and having interested temporary foreign workers become citizens or permanent residents.

Support for statements regarding temporary foreign workers



*Weighted to the true population proportion.

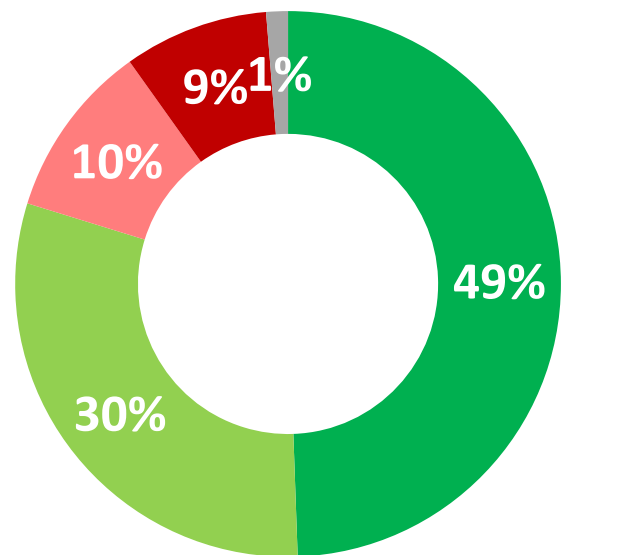
*Charts may not add up to 100 due to rounding.

Q – Do you support, somewhat support, somewhat oppose or oppose the following: [ROTATE]

Source: Nanos Research, RDD dual frame hybrid telephone and online random survey, December 27th to 29th, 2023, n=1006, accurate 3.1 percentage points plus or minus, 19 times out of 20.

Support for employers filling job positions with temporary foreign workers

Q – Do you support, somewhat support, somewhat oppose or oppose the following: [RANDOMIZE]
Having employers bring in temporary foreign workers into Canada to help fill jobs they can't find Canadians to do.



■ Support
■ Somewhat support
■ Somewhat oppose
■ Oppose
■ Unsure

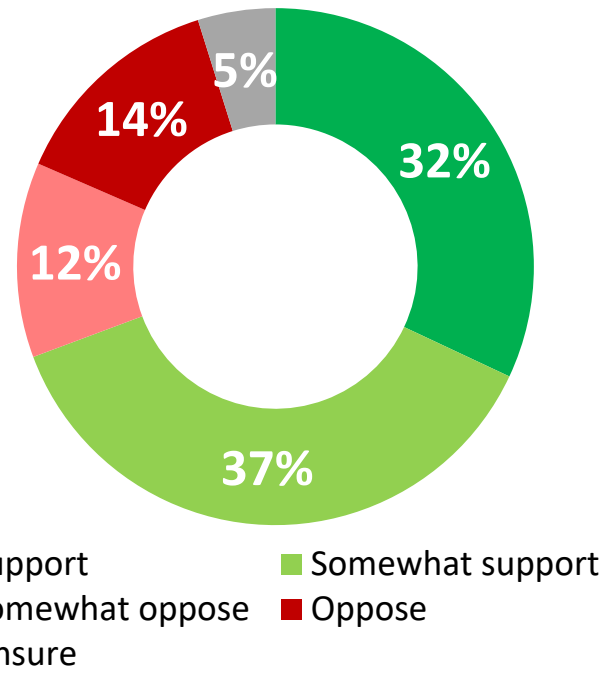
Support/somewhat support	Atlantic (n=106)	Quebec (n=255)	Ontario (n=339)	Prairies (n=195)	BC (n=111)
	86.0%	88.8%	76.5%	74.0%	78.1%
	Men (n=557)	Women (n=447)	18 to 34 (n=192)	35 to 54 (n=320)	55 plus (n=494)
	78.8%	80.8%	71.8%	75.1%	88.6%

*Weighted to the true population proportion.
 *Charts may not add up to 100 due to rounding.

Source: Nanos Research, RDD dual frame hybrid telephone and online random survey, December 27th to 29th, 2023, n=1006, accurate 3.1 percentage points plus or minus, 19 times out of 20.

Support for temporary foreign workers becoming citizens or permanent residents

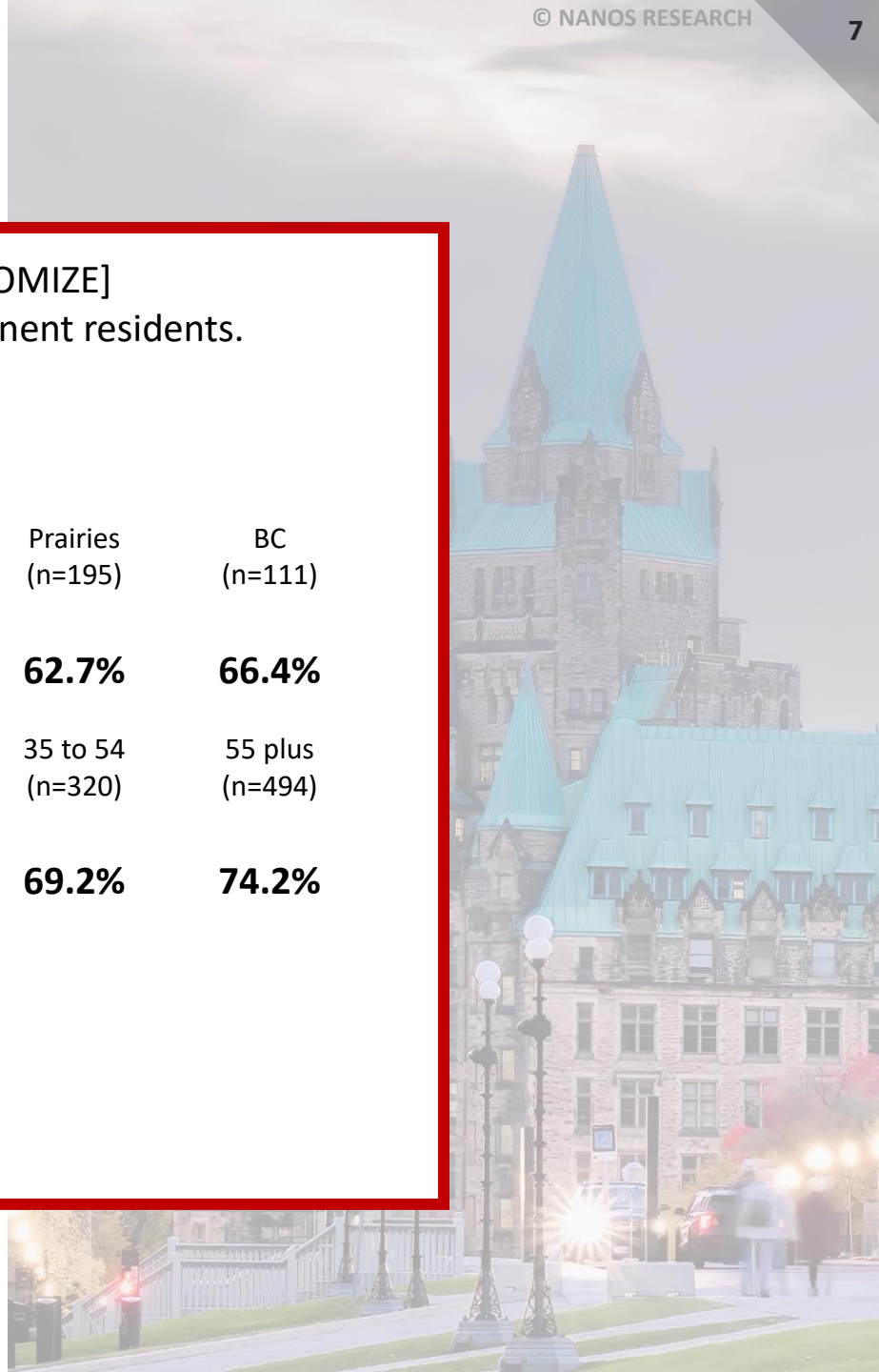
Q – Do you support, somewhat support, somewhat oppose or oppose the following: [RANDOMIZE]
Having interested temporary foreign workers remain in Canada to become citizens or permanent residents.



Support/somewhat support	Atlantic (n=106)	Quebec (n=255)	Ontario (n=339)	Prairies (n=195)	BC (n=111)
		78.3%	80.6%	65.1%	62.7%
	Men (n=557)	Women (n=447)	18 to 34 (n=192)	35 to 54 (n=320)	55 plus (n=494)
	69.5%	69.1%	62.0%	69.2%	74.2%

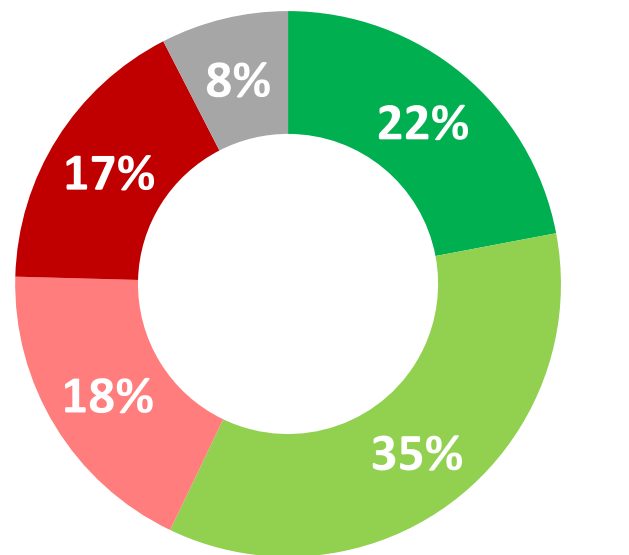
*Weighted to the true population proportion.
*Charts may not add up to 100 due to rounding.

Source: Nanos Research, RDD dual frame hybrid telephone and online random survey, December 27th to 29th, 2023, n=1006, accurate 3.1 percentage points plus or minus, 19 times out of 20.



Support for more temporary foreign workers coming to Canada for jobs

Q – Do you support, somewhat support, somewhat oppose or oppose the following: [RANDOMIZE]
Having more temporary foreign workers coming to Canada for jobs.



■ Support ■ Somewhat support
■ Somewhat oppose ■ Oppose
■ Unsure

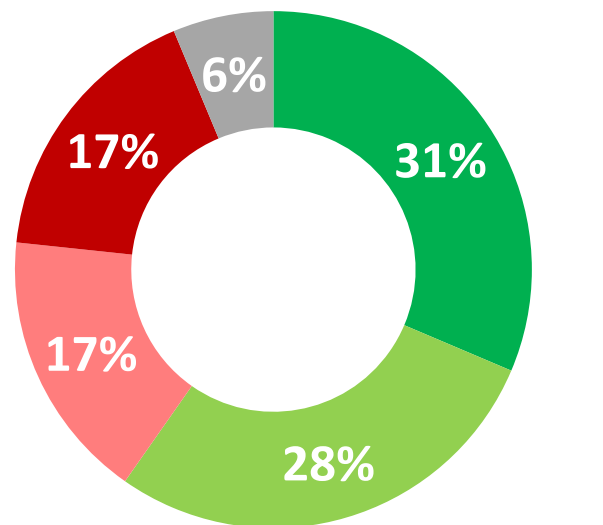
*Weighted to the true population proportion.
*Charts may not add up to 100 due to rounding.

Support/somewhat support	Atlantic (n=106)	Quebec (n=255)	Ontario (n=339)	Prairies (n=195)	BC (n=111)
		68.6%	68.1%	52.0%	49.2%
	Men (n=557)	Women (n=447)	18 to 34 (n=192)	35 to 54 (n=320)	55 plus (n=494)
	56.5%	57.7%	48.9%	52.6%	66.0%

Source: Nanos Research, RDD dual frame hybrid telephone and online random survey, December 27th to 29th, 2023, n=1006, accurate 3.1 percentage points plus or minus, 19 times out of 20.

Support for temporary foreign workers to change employers

Q – Do you support, somewhat support, somewhat oppose or oppose the following: [RANDOMIZE]
Allowing temporary foreign workers who are brought to Canada for a specific job to change employers.



■ Support
■ Somewhat support
■ Somewhat oppose
■ Oppose
■ Unsure

Support/somewhat support	Atlantic (n=106)	Quebec (n=255)	Ontario (n=339)	Prairies (n=195)	BC (n=111)
	59.2%	72.9%	56.4%	50.1%	59.4%
Support/somewhat support	Men (n=557)	Women (n=447)	18 to 34 (n=192)	35 to 54 (n=320)	55 plus (n=494)
	58.3%	61.0%	51.1%	59.3%	65.6%

*Weighted to the true population proportion.

*Charts may not add up to 100 due to rounding.

Source: Nanos Research, RDD dual frame hybrid telephone and online random survey, December 27th to 29th, 2023, n=1006, accurate 3.1 percentage points plus or minus, 19 times out of 20.

METHODOLOGY

Nanos conducted an RDD dual frame (land- and cell-lines) hybrid telephone and online random survey of 1,006 Canadians, 18 years of age or older, between December 27th and 29th, 2023 as part of an omnibus survey. Participants were randomly recruited by telephone using live agents and administered a survey online. The sample included both land- and cell-lines across Canada. The results were statistically checked and weighted by age and gender using the latest Census information and the sample is geographically stratified to be representative of Canada.

Individuals randomly called using random digit dialling with a maximum of five call backs.

The margin of error for this survey is ± 3.1 percentage points, 19 times out of 20.

This study was commissioned by the Globe and Mail and the research was conducted by Nanos Research.

Note: Charts may not add up to 100 due to rounding



Element	Description	Element	Description
Research sponsor	The Globe and Mail	Weighting of Data	The results were weighted by age and gender using the latest Census information (2021) and the sample is geographically stratified to ensure a distribution across all regions of Canada. See tables for full weighting disclosure
Population and Final Sample Size	1006 Randomly selected individuals.	Screening	Screening ensured potential respondents did not work in the market research industry, in the advertising industry, in the media or a political party prior to administering the survey to ensure the integrity of the data.
Source of Sample	Nanos Hybrid Panel	Excluded Demographics	Individuals younger than 18 years old; individuals without land or cell lines, and individuals without internet access could not participate.
Type of Sample	Probability	Stratification	By age and gender using the latest Census information (2021) and the sample is geographically stratified to be representative of Canada. Smaller areas such as Atlantic Canada were marginally oversampled to allow for a minimum regional sample.
Margin of Error	±3.1 percentage points, 19 times out of 20.	Estimated Response Rate	10 percent, consistent with industry norms.
Mode of Survey	RDD dual frame (land- and cell-lines) hybrid telephone and online omnibus survey	Question Order	Question order in the preceding report reflects the order in which they appeared in the original questionnaire.
Sampling Method Base	The sample included both land- and cell-lines RDD (Random Digit Dialed) across Canada.	Question Content	Topics on the omnibus ahead of the survey content included: views on political issues, views on economic issues, immigration and mortgages.
Demographics (Captured)	Atlantic Canada, Quebec, Ontario, Prairies, British Columbia; Men and Women; 18 years and older. Six digit postal code was used to validate geography.	Question Wording	The questions in the preceding report are written exactly as they were asked to individuals.
Fieldwork/Validation	Individuals were recruited using live interviews with live supervision to validate work, the research questions were administered online	Research/Data Collection Supplier	Nanos Research
Number of Calls	Maximum of five call backs to those recruited.	Contact	Contact Nanos Research for more information or with any concerns or questions. http://www.nanos.co Telephone:(613) 234-4666 ext. 237 Email: info@nanosresearch.com.
Time of Calls	Individuals recruited were called between 12-5:30 pm and 6:30-9:30pm local time for the respondent.		
Field Dates	December 27 th to 29 th , 2023.		
Language of Survey	The survey was conducted in both English and French.		
Standards	Nanos Research is a member of the Canadian Research Insights Council (CRIC) and confirms that this research fully complies with all CRIC Standards including the CRIC Public Opinion Research Standards and Disclosure Requirements. https://canadianresearchinsightscouncil.ca/standards/		



As one of North America's premier market and public opinion research firms, we put strategic intelligence into the hands of decision makers. The majority of our work is for private sector and public facing organizations and ranges from market studies, managing reputation through to leveraging data intelligence. Nanos Research offers a vertically integrated full service quantitative and qualitative research practice to attain the highest standards and the greatest control over the research process. www.nanos.co

nanos dimap analytika



This international joint venture between [dimap](http://www.dimap.com) and [Nanos](http://www.nanos.co) brings together top research and data experts from North American and Europe to deliver exceptional data intelligence to clients. The team offers data intelligence services ranging from demographic and sentiment microtargeting; consumer sentiment identification and decision conversion; and, data analytics and profiling for consumer persuasion. www.nanosdimap.com

EthicStratēgies

Ethic Strategies was created by the founding partners of [PAA Advisory](http://www.paaadvisory.com) and the [Nanos Research Corporation](http://www.nanos.co), both recognized leaders in research, advocacy, and advisory. Ethic provides bespoke strategic counsel, advice, and communications strategies to organizations facing serious issues. www.ethicstrategies.com

Any questions?



Nanos Research

(613) 234-4666, ext. 237

ea@nanosresearch.com

For more information on the firm, please visit www.nanos.co



NANOS IS YOUR GO-TO HIGH-STAKES RESEARCH PARTNER.

Delivering world-class solutions since 1987,
we are the leader in high velocity data insights and visualization.

Market | Consumer | Reputation | Policy | Insight

For more information about our services, please visit us at:

www.nanos.co



TABULATIONS

2023-2511 – Globe and Mail/Nanos Survey – December Omni – STAT SHEET

As you may know, Canada has a temporary foreign worker program to help employers fill jobs in Canada that are vacant. At present, temporary foreign workers come to Canada through two federal programs, the Temporary Foreign Worker Program (TFWP) and the Seasonal Agricultural Worker Program (SAWP).

		Region							Gender			Age		
		Canada						British				18 to	35 to	
		2023-12	Atlantic	Quebec	Ontario	Prairies	Columbia	Male	Female	Other	34	54	55 plus	
Question – Do you believe temporary foreign workers in Canada are important, somewhat important, somewhat unimportant or unimportant to the Canadian economy?	Total	Unwgt N	1006	106	255	339	195	111	557	447	2	192	320	494
		Wgt N	1002	67	232	389	175	139	490	510	2	267	324	411
	Important	%	47.7	61.8	53.5	46.4	38.6	46.4	46.0	49.1		38.3	45.3	55.7
	Somewhat important	%	34.4	26.8	35.2	32.5	39.7	35.7	34.3	34.7		36.2	34.8	33.0
	Somewhat not important	%	7.0	5.3	3.9	9.0	9.6	4.4	7.7	6.4		10.5	7.4	4.5
	Not important	%	7.7	3.6	4.3	8.5	10.6	9.7	10.0	5.6		11.6	9.3	4.0
	Unsure	%	3.1	2.5	3.1	3.6	1.5	3.8	2.1	4.1		3.3	3.2	2.9

Do you support, somewhat support, somewhat oppose or oppose the following: [RANDOMIZE]

		Region							Gender			Age		
		Canada						British				18 to	35 to	
		2023-12	Atlantic	Quebec	Ontario	Prairies	Columbia	Male	Female	Other	34	54	55 plus	
Question – Having employers bring in temporary foreign workers into Canada to help fill jobs they can't find Canadians to do	Total	Unwgt N	1006	106	255	339	195	111	557	447	2	192	320	494
		Wgt N	1002	67	232	389	175	139	490	510	2	267	324	411
	Support	%	49.4	60.9	57.3	47.5	44.2	42.6	47.0	52.0		44.4	42.7	58.0
	Somewhat support	%	30.3	25.1	31.5	29.0	29.8	35.5	31.8	28.9		27.4	32.4	30.6
	Somewhat oppose	%	10.4	8.2	4.6	11.4	15.2	12.1	9.7	10.8		15.4	11.4	6.3
	Oppose	%	8.6	4.3	4.9	10.4	10.9	8.8	10.8	6.5		10.9	11.8	4.5
	Unsure	%	1.3	1.5	1.6	1.7	0.0	1.0	0.7	1.8		1.9	1.7	0.6

Do you support, somewhat support, somewhat oppose or oppose the following: [RANDOMIZE]

		Region							Gender			Age		
		Canada						British				18 to	35 to	
		2023-12	Atlantic	Quebec	Ontario	Prairies	Columbia	Male	Female	Other	34	54	55 plus	
Question – Having interested temporary foreign workers remain in Canada to become citizens or permanent residents	Total	Unwgt N	1006	106	255	339	195	111	557	447	2	192	320	494
		Wgt N	1002	67	232	389	175	139	490	510	2	267	324	411
	Support	%	32.0	37.1	38.0	30.4	27.4	29.7	29.1	34.7		29.3	32.6	33.3
	Somewhat support	%	37.3	41.2	42.5	34.7	35.3	36.7	40.4	34.4		32.7	36.6	40.9
	Somewhat oppose	%	12.2	9.5	9.1	13.9	12.2	14.0	12.1	12.3		12.1	12.8	11.8
	Oppose	%	13.6	8.2	7.8	16.3	15.3	16.3	15.9	11.5		19.8	13.6	9.7
	Unsure	%	4.8	4.0	2.5	4.7	9.8	3.3	2.5	7.1		6.2	4.4	4.4

2023-2511 – Globe and Mail/Nanos Survey – December Omni – STAT SHEET
Do you support, somewhat support, somewhat oppose or oppose the following: [RANDOMIZE]

		Region							Gender			Age		
		Canada 2023-12	Atlantic	Quebec	Ontario	Prairies	British Columbia	Male	Female	Other	18 to 34	35 to 54	55 plus	
Question – Having more temporary foreign workers coming to Canada for jobs	Total	Unwgt N	1006	106	255	339	195	111	557	447	2	192	320	494
		Wgt N	1002	67	232	389	175	139	490	510	2	267	324	411
	Support	%	22.0	30.5	25.5	19.3	19.8	22.6	20.3	23.8		17.0	22.3	25.1
	Somewhat support	%	35.1	38.2	42.7	32.6	29.4	35.0	36.3	33.9		31.9	30.3	40.9
	Somewhat oppose	%	18.3	16.3	15.9	18.4	22.2	18.1	19.3	17.3		18.0	19.4	17.7
	Oppose	%	17.0	11.4	9.8	19.7	21.5	18.6	19.2	15.0		22.2	20.4	11.0
	Unsure	%	7.6	3.7	6.2	9.9	7.0	5.8	5.0	10.1		10.9	7.6	5.4

Do you support, somewhat support, somewhat oppose or oppose the following: [RANDOMIZE]

		Region							Gender			Age		
		Canada 2023-12	Atlantic	Quebec	Ontario	Prairies	British Columbia	Male	Female	Other	18 to 34	35 to 54	55 plus	
Question – Allowing temporary foreign workers who are brought to Canada for a specific job to change employers	Total	Unwgt N	1006	106	255	339	195	111	557	447	2	192	320	494
		Wgt N	1002	67	232	389	175	139	490	510	2	267	324	411
	Support	%	31.4	33.9	42.5	29.9	23.6	25.6	28.7	33.9		26.5	29.6	36.0
	Somewhat support	%	28.3	25.3	30.4	26.5	26.4	33.8	29.5	27.1		24.7	29.7	29.6
	Somewhat oppose	%	16.9	19.4	13.0	18.2	16.3	19.6	16.9	17.0		18.6	17.1	15.8
	Oppose	%	17.0	13.5	7.5	19.4	24.1	19.0	19.0	15.2		22.4	17.5	13.2
Unsure	%	6.3	7.9	6.6	5.9	9.5	2.0	5.9	6.7		7.9	6.1	5.4	

Nanos conducted an RDD dual frame (land- and cell- lines) hybrid telephone and online random survey of 1,006 Canadians, 18 years of age or older, between December 27th to 29th, 2023. The margin of error for this survey is ±3.1 percentage points, 19 times out of 20. *Columns with n values under 30 have been shaded.