



Canadians' confidence hits ten year low for all security issues.

National Survey | Summary | Part 3 of 3: Security
Conducted by Nanos, January 2024
Submission 2023-2427C



Social & Environmental

4 out of 9 issues
reach all time lowest
confidence score

Confidence scores for four out of the nine social and environmental issues hit their lowest mean scores since tracking began, while mean importance scores remained stable in 2023.

The following nine policy issues are included under the social and environmental issues category:

- Responding to public health threats
- Encouraging Canadian culture
- Preserving social programs
- Investing in education
- Further protecting our environment
- Ensuring a high standard of living
- Improving quality of life on First Nation reserves
- Managing the pressures of an aging population
- Keeping our healthcare system strong

Economic Report

1 out of 5 issues
reach all time lowest
confidence score

Confidence mean score for trade policies encouraging investment was the lowest since tracking began, while two of five importance mean scores also hit all time lows - creating jobs and trade policies encouraging investment.

The following five policy issues are included under the economic issues category:

- Being energy self-sufficient
- Investing in infrastructure
- Creating jobs
- Trade policies encouraging investment
- Balancing government budgets

**This Report:
Security Report**
4 out of 4 issues
reach all time lowest
confidence score

Confidence mean scores for all four security issues decreased in 2023 to their lowest score since tracking began, while the importance mean score for asserting Canada's role in international affairs was the lowest since tracking began.

The following four policy issues are included under the security issues category:

- Ensuring safe communities
- Protecting our borders
- Fighting terrorism
- Asserting Canada's role in international affairs

Key Findings



DECREASE IN CANADIAN CONFIDENCE ON SECURITY ISSUES

Canadians' confidence scores for security issues have lowered across the board in 2023, with all four tracking issues hitting a ten-year low. The biggest declines in confidence were observed for Canadians who are confident ([nine percent](#)) or somewhat confident ([42%](#)) in the nation's abilities to keeping safe communities and, those confident ([12%](#)) or somewhat confident ([40%](#)) in Canada's ability to protect our borders.



DECLINING IMPORTANCE OF CANADA'S ROLE IN INTERNATIONAL AFFAIRS

Asserting Canada's role in international affairs mean score reached its lowest importance rating since 2016 (mean score of [6.8 out of 10 points](#) in 2023), while the importance score for fighting terrorism also decreased to it's lowest score since 2017, continuing the trend of decreasing importance from 2021 to 2023 ([7.6 out of 10](#) in 2021; [7.5 out of 10](#) in 2022; [7.2 out of 10](#) point in 2023).

2023 Security Policy Map Table

Q

For each of the challenges, please rate their importance to you on a scale of 1 to 10, where 1 is not at all important and 10 is very important in terms of Canada's future? [Randomize]

For each of the challenges, are you confident, somewhat confident, somewhat not confident or not confident in our ability as a nation to find solutions? [RANDOMIZE]

		2012	2023	High	Low	Average
Ensuring safe communities	Importance (Mean score out of ten)	8.4	8.5	8.7	8.0	8.4
	Confidence (Out of four)	2.6	2.4	2.9	2.4	2.7
Protecting our borders	Importance (Mean score out of ten)	7.4	7.8	8.1	7.1	7.7
	Confidence (Out of four)	2.7	2.5	2.9	2.5	2.6
Fighting terrorism	Importance (Mean score out of ten)	6.4*	7.2	7.6	6.4	7.3
	Confidence (Out of four)	2.7*	2.4	2.7	2.4	2.5
Asserting Canada's role in international affairs	Importance (Mean score out of ten)	7.1	6.8	7.5	6.7	7.0
	Confidence (Out of four)	2.6	2.3	2.7	2.3	2.5

*Data from first tracking year 2015

Source: Nanos Research, RDD dual frame hybrid telephone and online random survey, October 1st to 4th, 2023, n=1058, accurate 3.0 percentage points plus or minus, 19 times out of 20.

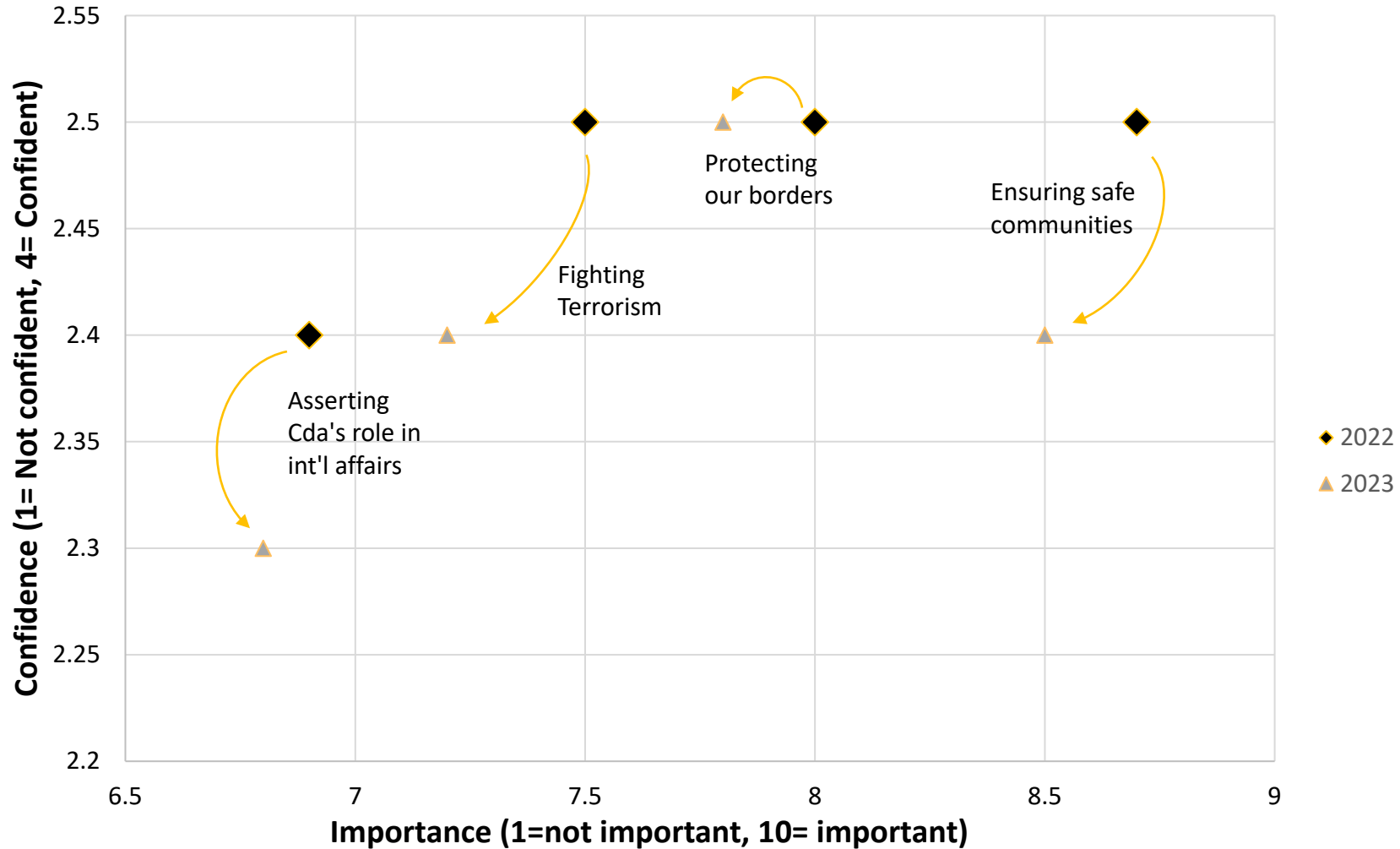
2023 Security Policy Map

Q

For each of the challenges, please rate their importance to you on a scale of 1 to 10, where 1 is not at all important and 10 is very important in terms of Canada's future? [Randomize]

For each of the challenges, are you confident, somewhat confident, somewhat not confident or not confident in our ability as a nation to find solutions? [RANDOMIZE]

Canada Policy - Confidence vs. Importance Map 2022 vs 2023

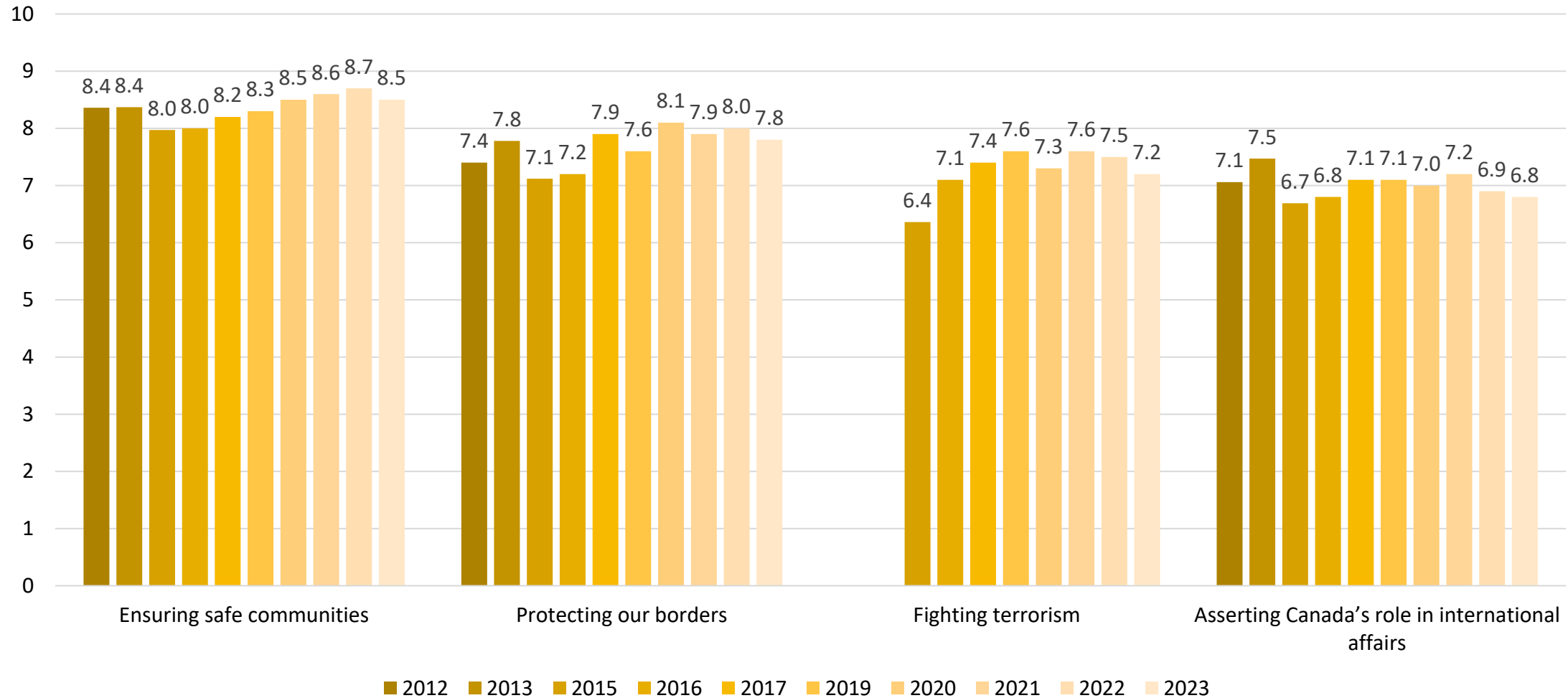


Source: Nanos Research, RDD dual frame hybrid telephone and online random survey, October 1st to 4th, 2023, n=1058, accurate 3.0 percentage points plus or minus, 19 times out of 20.



Importance of security challenges

Q For each of the challenges, please rate their importance to you on a scale of 1 to 10, where 1 is not at all important and 10 is very important in terms of Canada's future? [Randomize]

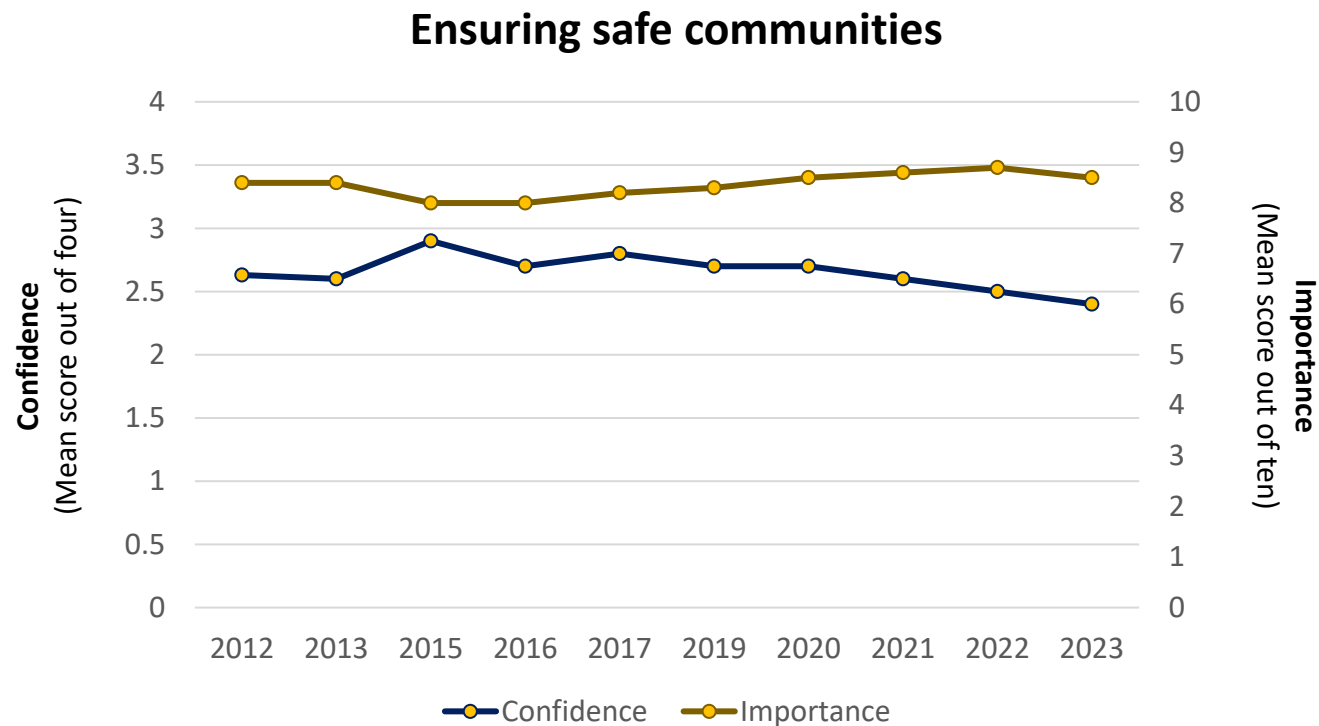


Source: Nanos Research, RDD dual frame hybrid telephone and online random survey, October 1st to 4th, 2023, n=1058, accurate 3.0 percentage points plus or minus, 19 times out of 20.



Safe communities – Policy chart

Importance of ensuring safe communities remains high, with a score of 8.5 points out of ten, however confidence in finding solutions continues to decline.



Q – For each of the challenges, please rate their importance to you on a scale of 1 to 10, where 1 is not at all important and 10 is very important in terms of Canada’s future.

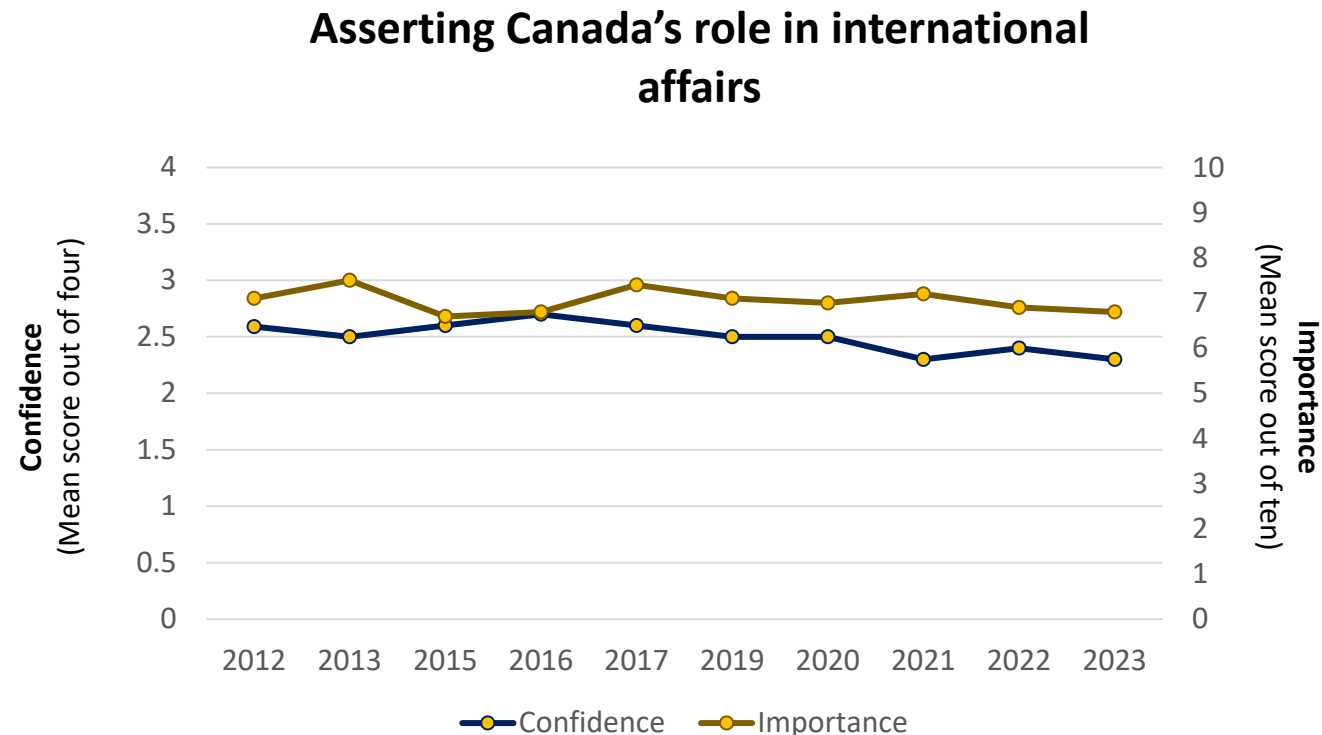
[RANDOMIZE]

Ensuring safe communities

Source: Nanos Research, RDD dual frame hybrid telephone and online random survey, October 1st to 4th, 2023, n=1058, accurate 3.0 percentage points plus or minus, 19 times out of 20.

Canada's role in international affairs – Policy chart

Asserting Canada's role in international affairs mean score **decreased** in 2023 to the lowest score since 2016, continuing the downward trend since 2021.



Q – For each of the challenges, please rate their importance to you on a scale of 1 to 10, where 1 is not at all important and 10 is very important in terms of Canada's future.

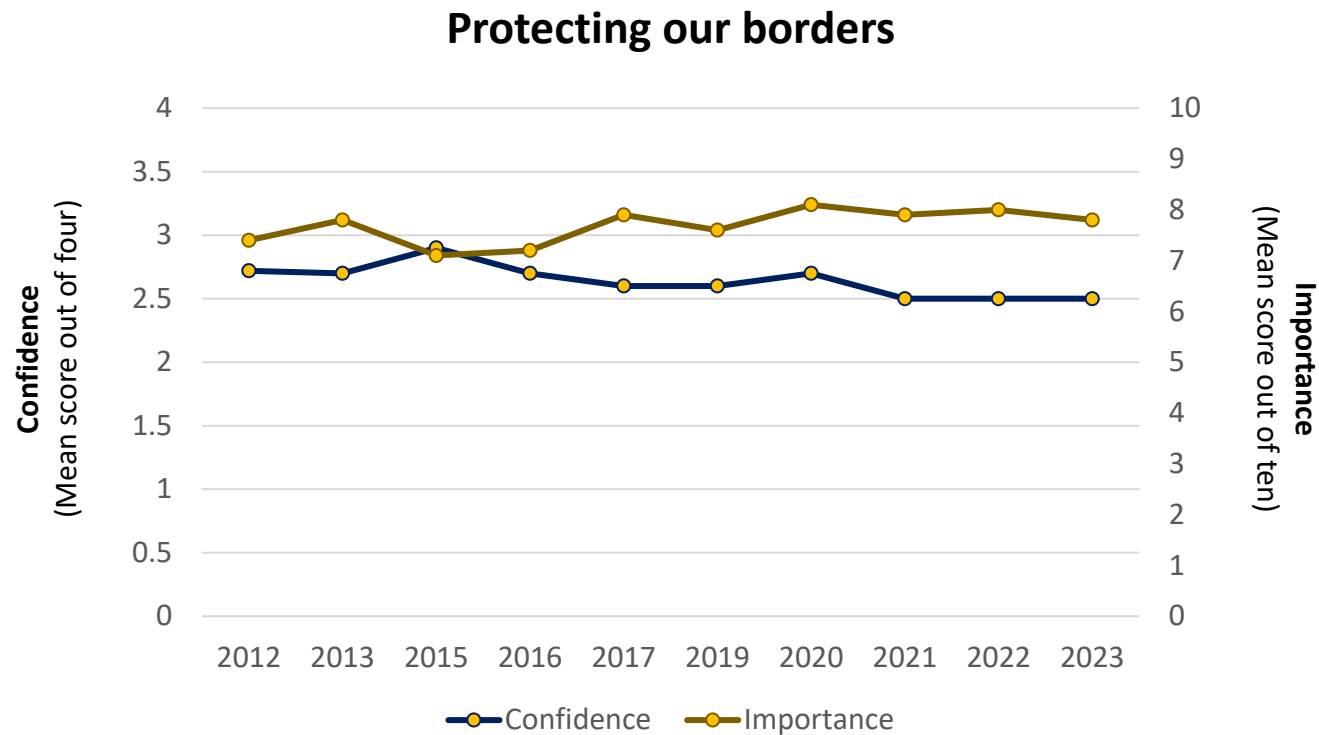
[RANDOMIZE]

Asserting Canada's role in international affairs

Source: Nanos Research, RDD dual frame hybrid telephone and online random survey, October 1st to 4th, 2023, n=1058, accurate 3.0 percentage points plus or minus, 19 times out of 20.

Border protection – Policy chart

Mean score for importance of Canada protecting its own borders **decreased** from 8.0 points out of ten in 2022, to 7.8 points out of ten in 2023. while confidence in finding solutions remains consistent.



Q – For each of the challenges, please rate their importance to you on a scale of 1 to 10, where 1 is not at all important and 10 is very important in terms of Canada’s future.

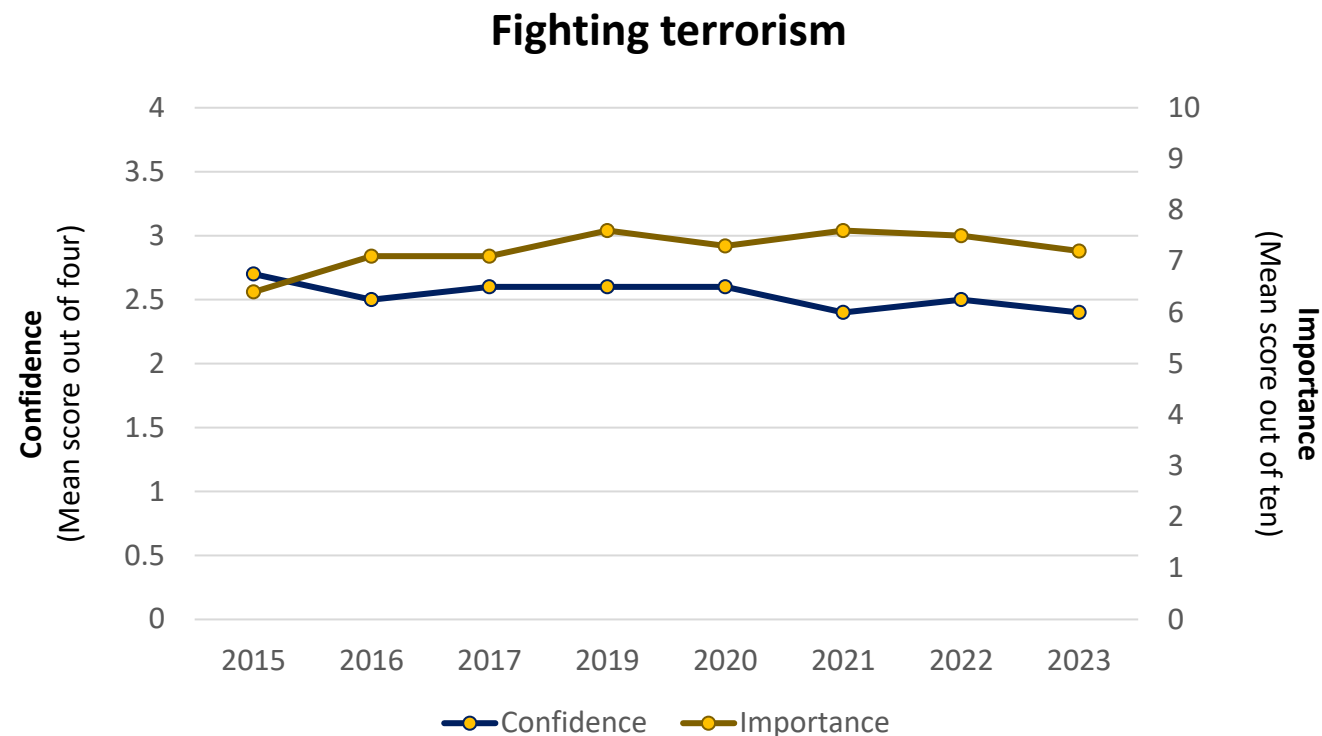
[RANDOMIZE]

Protecting our borders

Source: Nanos Research, RDD dual frame hybrid telephone and online random survey, October 1st to 4th, 2023, n=1058, accurate 3.0 percentage points plus or minus, 19 times out of 20.

Fighting terrorism – Policy chart

Importance of fighting terrorism saw a decline in 2023, reaching its lowest importance score since 2017, while confidence in finding solutions to this remains steady.



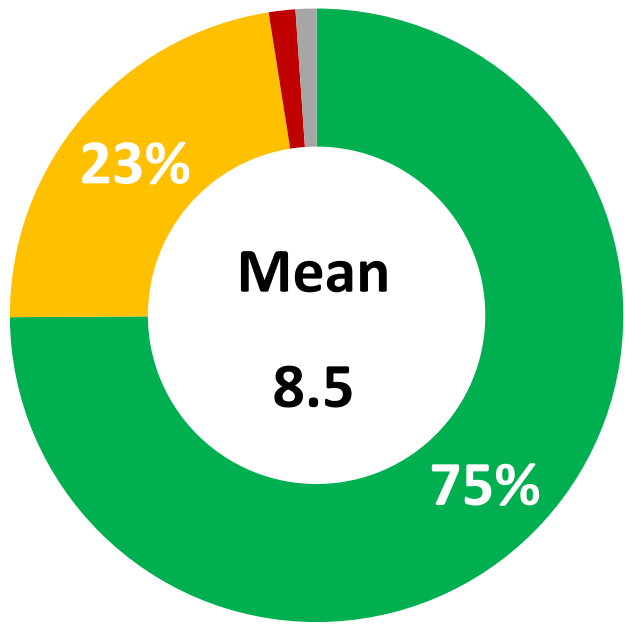
Q – For each of the challenges, please rate their importance to you on a scale of 1 to 10, where 1 is not at all important and 10 is very important in terms of Canada's future.

[RANDOMIZE]

Fighting terrorism

Source: Nanos Research, RDD dual frame hybrid telephone and online random survey, October 1st to 4th, 2023, n=1058, accurate 3.0 percentage points plus or minus, 19 times out of 20.

Importance of safe communities



- Important (8-10)
- Average (4-7)
- Not important (1-3)
- Unsure

Mean	Atlantic (n=100)	Quebec (n=226)	Ontario (n=362)	Prairies (n=212)	BC (n=158)
	8.9	8.3	8.5	8.7	8.3
	Men (n=572)	Women (n=485)	18 to 34 (n=177)	35 to 54 (n=407)	55 plus (n=474)
	8.4	8.6	8.3	8.5	8.6

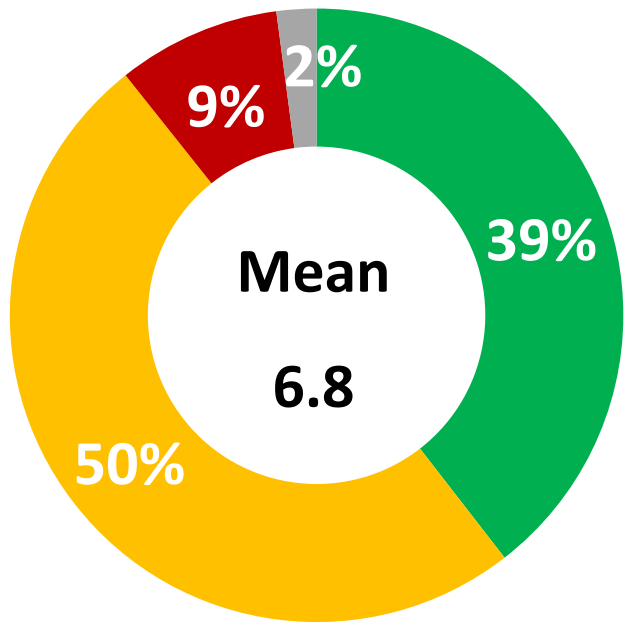
*Weighted to the true population proportion.
*Charts may not add up to 100 due to rounding.

Q - For each of the challenges, please rate their importance to you on a scale of 1 to 10, where 1 is not at all important and 10 is very important in terms of Canada's future. [RANDOMIZE]
Ensuring safe communities

Source: Nanos Research, RDD dual frame hybrid telephone and online random survey, October 1st to 4th, 2023, n=1058, accurate 3.0 percentage points plus or minus, 19 times out of 20.



Importance of Canada's role in international affairs



■ Important (8-10) ■ Average (4-7)
■ Not important (1-3) ■ Unsure

	Atlantic (n=100)	Quebec (n=226)	Ontario (n=362)	Prairies (n=212)	BC (n=158)
Mean	7.0	7.3	6.5	6.8	6.9
Men (n=572)	6.8	6.8	6.3	6.7	7.2
Women (n=485)					
18 to 34 (n=177)					
35 to 54 (n=407)					
55 plus (n=474)					

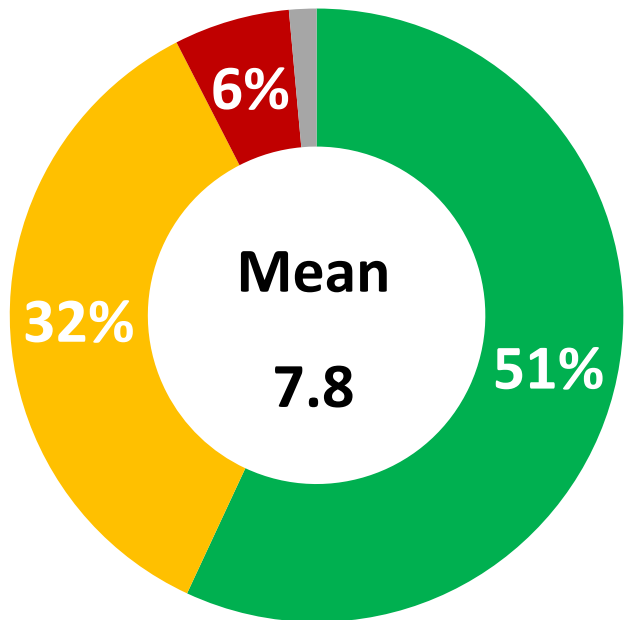
*Weighted to the true population proportion.
 *Charts may not add up to 100 due to rounding.

Q - For each of the challenges, please rate their importance to you on a scale of 1 to 10, where 1 is not at all important and 10 is very important in terms of Canada's future. [RANDOMIZE]
Asserting Canada's role in international affairs

Source: Nanos Research, RDD dual frame hybrid telephone and online random survey, October 1st to 4th, 2023, n=1058, accurate 3.0 percentage points plus or minus, 19 times out of 20.



Importance of border protection



- Important (8-10)
- Average (4-7)
- Not important (1-3)
- Unsure

	Atlantic (n=100)	Quebec (n=226)	Ontario (n=362)	Prairies (n=212)	BC (n=158)
Mean	7.8	8.1	7.9	7.7	7.4
	Men (n=572)	Women (n=485)	18 to 34 (n=177)	35 to 54 (n=407)	55 plus (n=474)
	7.9	7.8	7.0	7.8	8.4

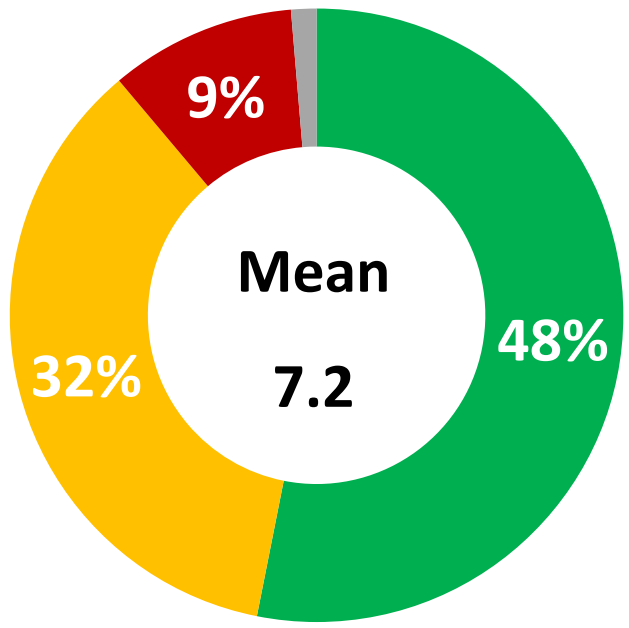
*Weighted to the true population proportion.
 *Charts may not add up to 100 due to rounding.

Q - For each of the challenges, please rate their importance to you on a scale of 1 to 10, where 1 is not at all important and 10 is very important in terms of Canada's future. [RANDOMIZE]

Protecting our borders

Source: Nanos Research, RDD dual frame hybrid telephone and online random survey, October 1st to 4th, 2023, n=1058, accurate 3.0 percentage points plus or minus, 19 times out of 20.

Importance of fighting terrorism



■ Important (8-10) ■ Average (4-7)
■ Not important (1-3) ■ Unsure

	Atlantic (n=100)	Quebec (n=226)	Ontario (n=362)	Prairies (n=212)	BC (n=158)
Mean	7.3	7.5	7.0	7.1	6.8
	Men (n=572)	Women (n=485)	18 to 34 (n=177)	35 to 54 (n=407)	55 plus (n=474)
	7.0	7.3	6.1	7.2	7.8

*Weighted to the true population proportion.
 *Charts may not add up to 100 due to rounding.

Q - For each of the challenges, please rate their importance to you on a scale of 1 to 10, where 1 is not at all important and 10 is very important in terms of Canada's future. [RANDOMIZE]

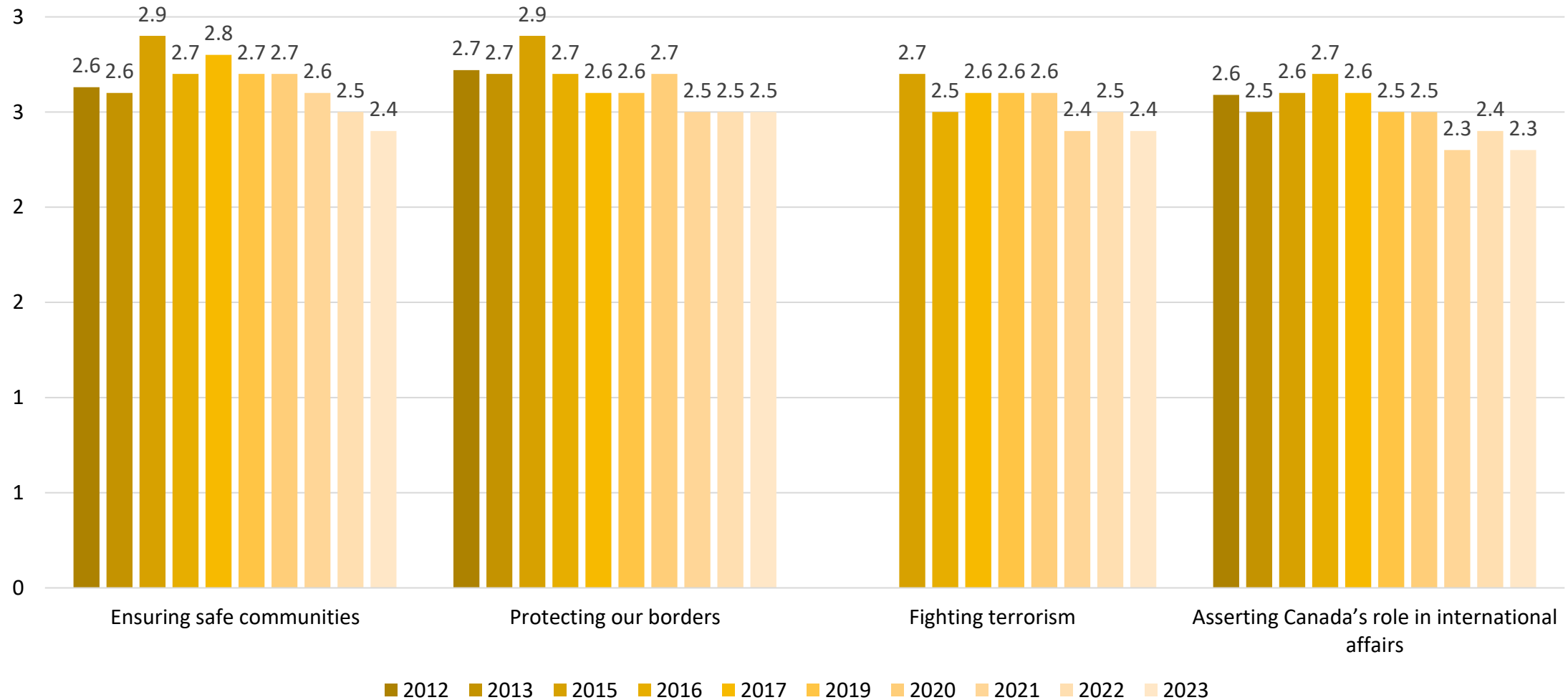
Fighting terrorism

Source: Nanos Research, RDD dual frame hybrid telephone and online random survey, October 1st to 4th, 2023, n=1058, accurate 3.0 percentage points plus or minus, 19 times out of 20.



Confidence in nation's ability to find solutions – Tracking

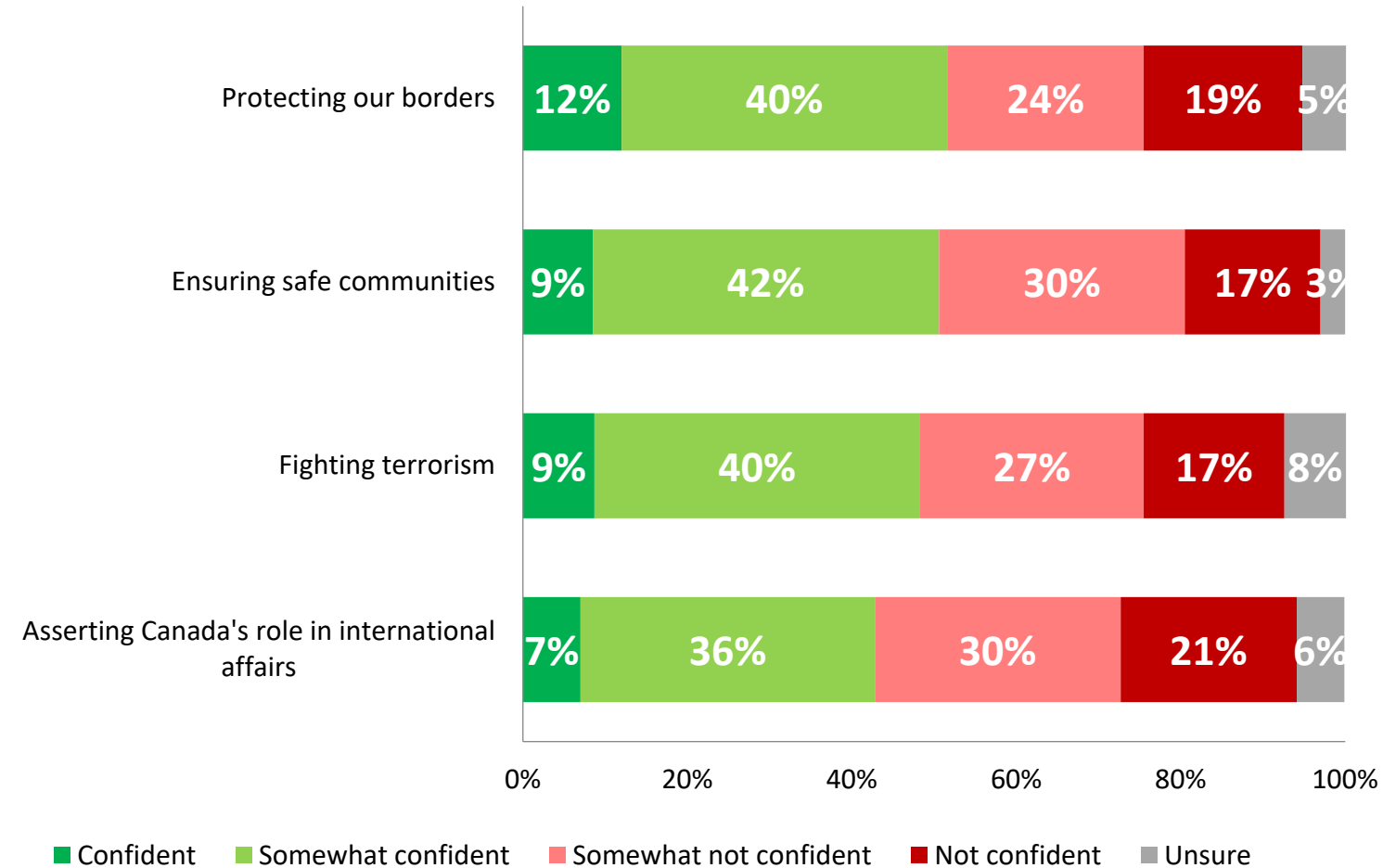
Q For each of the challenges, are you confident, somewhat confident, somewhat not confident or not confident in our ability as a nation to find solutions? [RANDOMIZE]



Source: Nanos Research, RDD dual frame hybrid telephone and online random survey, October 1st to 4th, 2023, n=1058, accurate 3.0 percentage points plus or minus, 19 times out of 20.

Confidence level in nation's ability to find solutions

Canadians are **split on their confidence** in protecting our borders, ensuring safe communities, and fighting terrorism.



*Weighted to the true population proportion.

*Charts may not add up to 100 due to rounding.

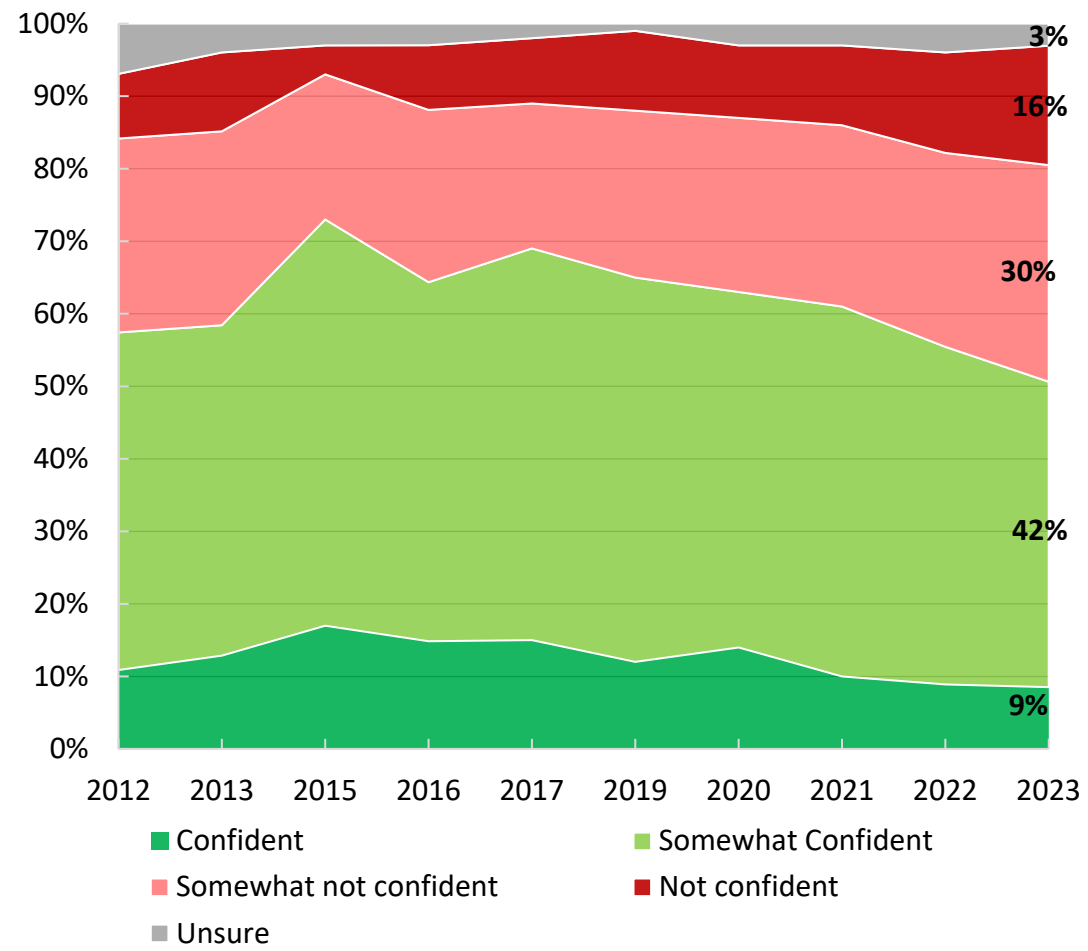
Source: Nanos Research, RDD dual frame hybrid telephone and online random survey, October 1st to 4th, 2023, n=1058, accurate 3.0 percentage points plus or minus, 19 times out of 20.

Q – For each of the challenges, are you confident, somewhat confident, somewhat not confident or not confident in our ability as a nation to find solutions?
[RANDOMIZE]

Confidence in ensuring safe communities

Just over **1 in 2** Canadians

are confident (9%) or somewhat confident (42%) in the nation's ability to ensure safe communities, the lowest confidence rating since tracking began.



*Weighted to the true population proportion.
 *Charts may not add up to 100 due to rounding.

Q – For each of the challenges, are you confident, somewhat confident, somewhat not confident or not confident in our ability as a nation to find solutions? [RANDOMIZE]
Ensuring safe communities

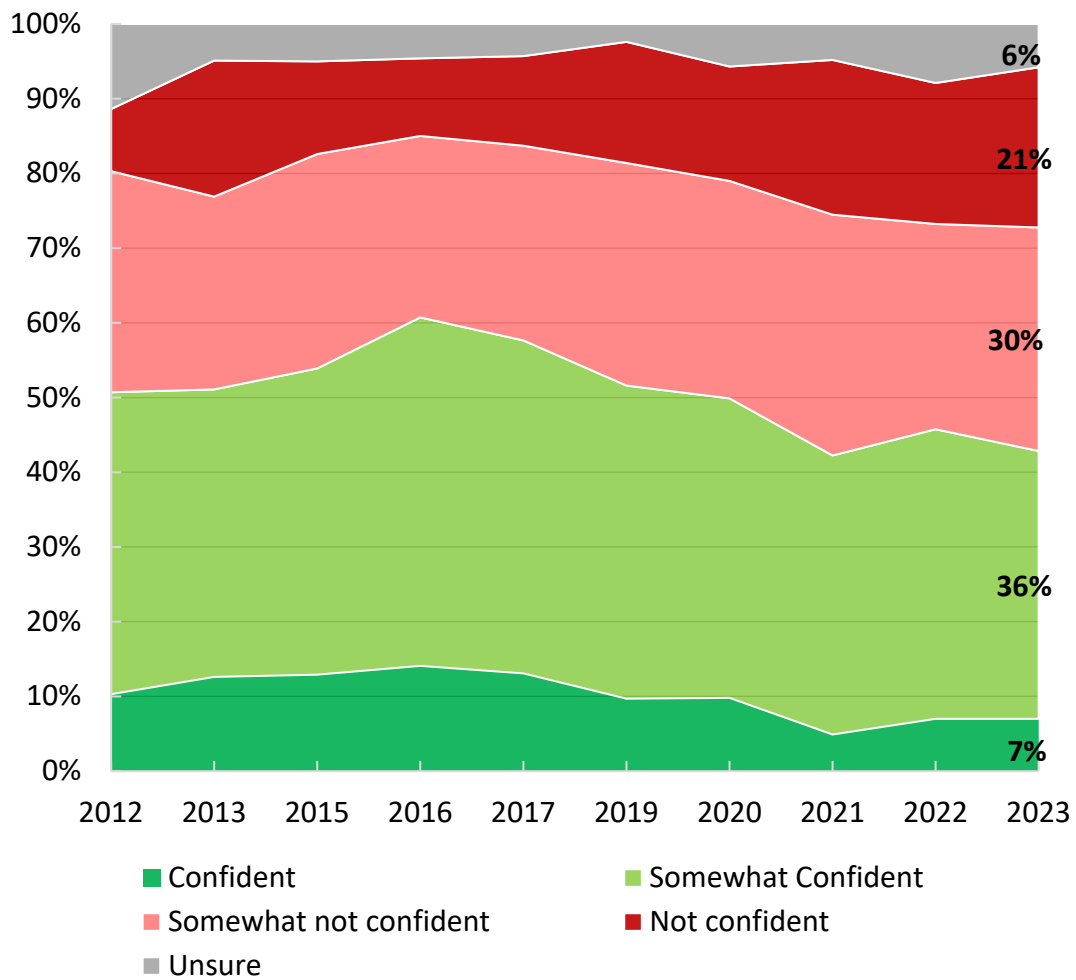
Source: Nanos Research, RDD dual frame hybrid telephone and c random survey, October 1st to 4th, 2023, n=1058, accurate 3.0 percentage points plus or minus, 19 times out of 20.



Confidence in Canada's role in international affairs

2 in 5 Canadians

are confident (7%) or somewhat confident (36%) in Canada asserting its role in international affairs, consistent with the lowest confidence score in 2021 (5% confident; 36% somewhat confident).



*Weighted to the true population proportion.
 *Charts may not add up to 100 due to rounding.

Q – For each of the challenges, are you confident, somewhat confident, somewhat not confident or not confident in our ability as a nation to find solutions? [RANDOMIZE]
Asserting Canada's role in international affairs

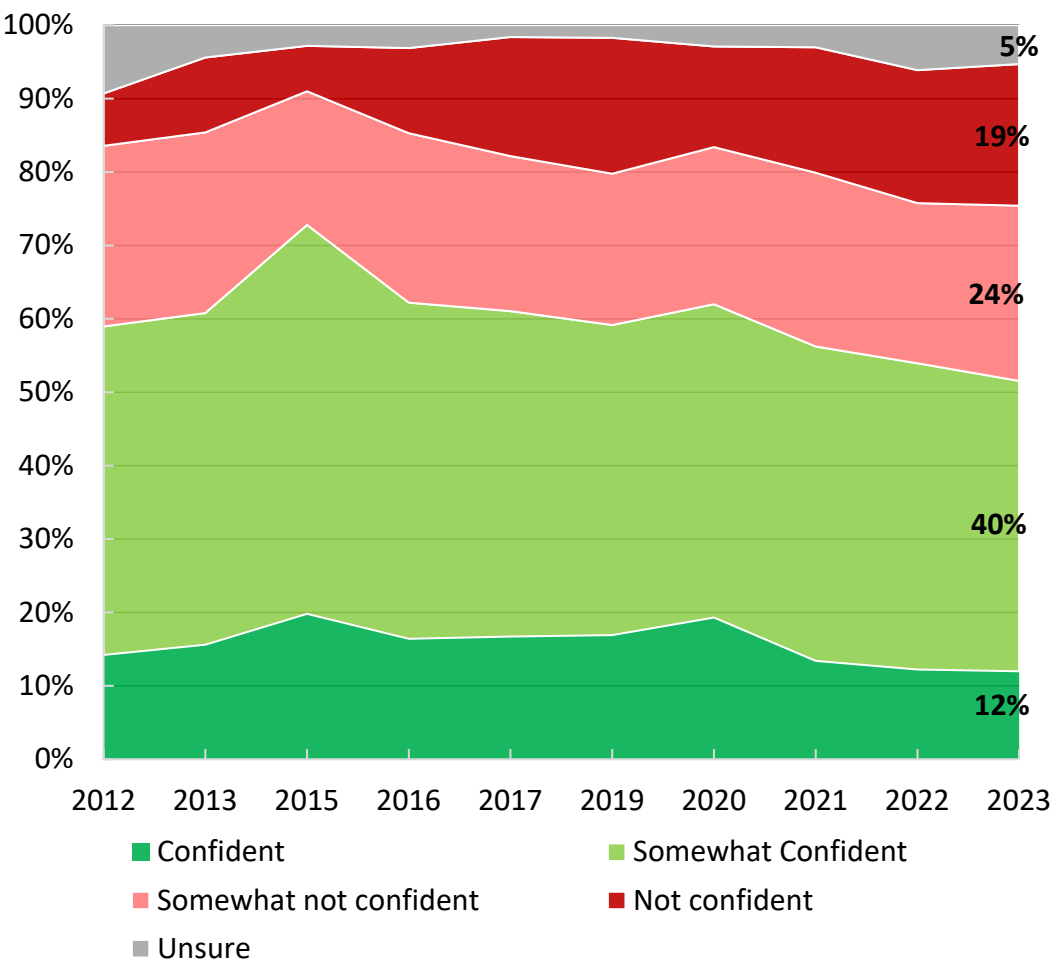
Source: Nanos Research, RDD dual frame hybrid telephone and c random survey, October 1st to 4th, 2023, n=1058, accurate 3.0 percentage points plus or minus, 19 times out of 20.



Confidence in protecting our borders

1 in 2 Canadians

are confident (12%) or somewhat confident (40%) in Canada's ability to protect our own borders, reaching an all time tracking low.



*Weighted to the true population proportion.
 *Charts may not add up to 100 due to rounding.

Q – For each of the challenges, are you confident, somewhat confident, somewhat not confident or not confident in our ability as a nation to find solutions? [RANDOMIZE]
Protecting our borders

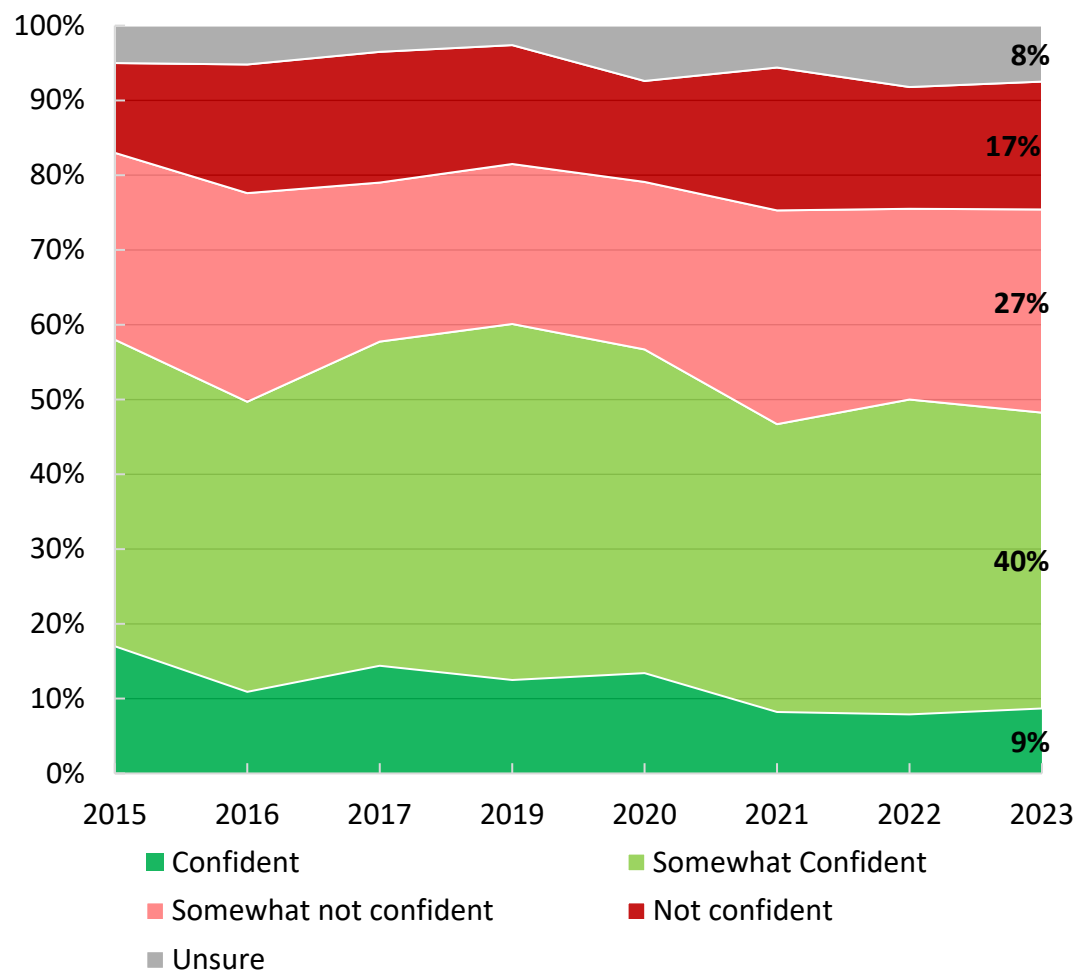
Source: Nanos Research, RDD dual frame hybrid telephone and or random survey, October 1st to 4th, 2023, n=1058, accurate 3.0 percentage points plus or minus, 19 times out of 20.



Confidence in fighting terrorism

Just under **1 in 2** Canadians

are confident (9%) or somewhat confident (40%) in the nation's abilities in fighting terrorism, consistent with recent waves.



*Weighted to the true population proportion.
 *Charts may not add up to 100 due to rounding.

Q – For each of the challenges, are you confident, somewhat confident, somewhat not confident or not confident in our ability as a nation to find solutions? [RANDOMIZE]
Fighting terrorism

Source: Nanos Research, RDD dual frame hybrid telephone and on random survey, October 1st to 4th, 2023, n=1058, accurate 3.0 percentage points plus or minus, 19 times out of 20.



METHODOLOGY

Nanos conducted an RDD dual frame (land- and cell-lines) hybrid telephone and online random survey of 1,058 Canadians, 18 years of age or older, between October 1st to 4th, 2023 as part of an omnibus survey. Participants were randomly recruited by telephone using live agents and administered a survey online. The sample included both land- and cell-lines across Canada. The results were statistically checked and weighted by age and gender using the latest Census information and the sample is geographically stratified to be representative of Canada.

Individuals randomly called using random digit dialling with a maximum of five call backs.

The margin of error for a random survey of 1,058 Canadians is ± 3.0 percentage points, 19 times out of 20.

The research was commissioned and conducted by Nanos Research.

Note: Charts may not add up to 100 due to rounding.



PREVIOUS WAVES

2022 - Nanos conducted an RDD dual frame (land- and cell-lines) hybrid telephone and online random survey of 1,038 Canadians, 18 years of age or older, between July 29th to August 2nd, 2022 as part of an omnibus survey. Participants were randomly recruited by telephone using live agents and administered a survey online. The sample included both land- and cell-lines across Canada. The results were statistically checked and weighted by age and gender using the latest Census information and the sample is geographically stratified to be representative of Canada. Individuals randomly called using random digit dialling with a maximum of five call backs. The margin of error for a random survey of 1,000 Canadians is ± 3.1 percentage points, 19 times out of 20.

2021 - Nanos conducted an RDD dual frame (land- and cell-lines) hybrid telephone and online random survey of 1,017 Canadians, 18 years of age or older, between September 30th and October 3rd, 2021 as part of an omnibus survey. Participants were randomly recruited by telephone using live agents and administered a survey online. The margin of error for a random survey of 1,017 Canadians is ± 3.1 percentage points, 19 times out of 20.

2020 - Nanos conducted an RDD dual frame (land- and cell-lines) hybrid telephone and online random survey of 1,003 Canadians between September 30th and October 4th, 2020 as part of an omnibus survey. Participants were randomly recruited by telephone using live agents and administered a survey online. The margin of error for a random survey of 1,003 Canadians is ± 3.1 percentage points, 19 times out of 20.

2019 - Nanos conducted an RDD dual frame (land- and cell-lines) hybrid telephone and online random survey of 1,000 Canadians between February 2nd and 5th, 2019, as part of an omnibus survey. Participants were randomly recruited by telephone using live agents and administered a survey online. The margin of error for a random survey of 1,000 Canadians is ± 3.1 percentage points, 19 times out of 20.

2017 - Nanos conducted an RDD dual frame (land- and cell-lines) hybrid telephone and online random survey of 1,000 Canadians between July 23rd to 26th, 2017, as part of an omnibus survey. Participants were randomly recruited by telephone using live agents and administered a survey online. The margin of error for a random survey of 1,000 Canadians is ± 3.1 percentage points, 19 times out of 20.



PREVIOUS WAVES

2016 - Nanos conducted an RDD dual frame (land- and cell-lines) hybrid telephone and online random survey of 1,000 Canadians conducted between July 28th and August 1st, 2016, as part of an omnibus survey. Participants were randomly recruited by telephone using live agents and administered a survey online. The margin of error for a survey of 1,000 Canadians is ± 3.1 percentage points, 19 times out of 20.

2015 - Nanos conducted an RDD dual frame (land- and cell-lines) hybrid telephone and online random survey of 1,000 Canadians conducted between May 24th and May 28th, 2015 as part of an omnibus survey. Participants were randomly recruited by telephone using live agents and administered a survey online. The margin of error for a survey of 1,000 Canadians is ± 3.1 percentage points, 19 times out of 20.

2013 - A national RDD dual frame (land- and cell- lines) random telephone survey of 1,013 Canadians conducted between April 6th and 9th, 2013 as part of an omnibus survey. Participants were randomly recruited by telephone using live agents and administered a survey online. The margin of error for a survey of 1,013 Canadians is ± 3.1 percentage points, 19 times out of 20.

2012 - A representative online random survey of 1,000 Canadians, conducted from July 5th to 9th, 2012, accurate 3.1 percentage points plus or minus, 19 times out of 20.



Element	Description	Element	Description
Research sponsor	Nanos Research	Weighting of Data	The results were weighted by age and gender using the latest Census information (2021) and the sample is geographically stratified to ensure a distribution across all regions of Canada. See tables for full weighting disclosure
Population and Final Sample Size	1058 Randomly selected individuals.	Screening	Screening ensured potential respondents did not work in the market research industry, in the advertising industry, in the media or a political party prior to administering the survey to ensure the integrity of the data.
Source of Sample	Nanos Hybrid Probability Panel	Excluded Demographics	Individuals younger than 18 years old; individuals without land or cell lines, and individuals without internet access could not participate.
Type of Sample	Probability	Stratification	By age and gender using the latest Census information (2021) and the sample is geographically stratified to be representative of Canada. Smaller areas such as Atlantic Canada were marginally oversampled to allow for a minimum regional sample.
Margin of Error	±3.0 percentage points, 19 times out of 20.	Estimated Response Rate	10 percent, consistent with industry norms.
Mode of Survey	RDD dual frame (land- and cell-lines) hybrid telephone and online omnibus survey	Question Order	This is one report of three which contains the questions asked on public policy questions. Reports two and three contain questions on security policy and economic policy.
Sampling Method Base	The sample included both land- and cell-lines RDD (Random Digit Dialed) across Canada.	Question Content	Topics on the omnibus ahead of the survey content included: views on political issues, views on economic issues, relations with India, the House of Commons honouring a WWII veteran who fought for the Nazis, financial aid to Ukraine, the federal party they trust most on economic issues, affordable housing, views on grocery store price increases, feelings towards the federal government, seizing assets of Russian and Iranian governments to help victims of human rights violations, and the Trans Mountain Expansion
Demographics (Captured)	Atlantic Canada, Quebec, Ontario, Prairies, British Columbia; Men and Women; 18 years and older. Six digit postal code was used to validate geography.	Question Wording	The questions in the preceding report are written exactly as they were asked to individuals.
Fieldwork/Validation	Individuals were recruited using live interviews with live supervision to validate work, the research questions were administered online	Research/Data Collection Supplier	Nanos Research
Number of Calls	Maximum of five call backs to those recruited.	Contact	Contact Nanos Research for more information or with any concerns or questions. http://www.nanos.co Telephone:(613) 234-4666 ext. 237 Email: info@nanosresearch.com.
Time of Calls	Individuals recruited were called between 12-5:30 pm and 6:30-9:30pm local time for the respondent.		
Field Dates	October 1 st to 4 th , 2023.		
Language of Survey	The survey was conducted in both English and French.		
Standards	Nanos Research is a member of the Canadian Research Insights Council (CRIC) and confirms that this research fully complies with all CRIC Standards including the CRIC Public Opinion Research Standards and Disclosure Requirements. https://canadianresearchinsightscouncil.ca/standards/		



As one of North America's premier market and public opinion research firms, we put strategic intelligence into the hands of decision makers. The majority of our work is for private sector and public facing organizations and ranges from market studies, managing reputation through to leveraging data intelligence. Nanos Research offers a vertically integrated full service quantitative and qualitative research practice to attain the highest standards and the greatest control over the research process. www.nanos.co

nanos dimap analytika



This international joint venture between [dimap](http://www.dimap.com) and [Nanos](http://www.nanos.co) brings together top research and data experts from North American and Europe to deliver exceptional data intelligence to clients. The team offers data intelligence services ranging from demographic and sentiment microtargeting; consumer sentiment identification and decision conversion; and, data analytics and profiling for consumer persuasion. www.nanosdimap.com

EthicStratēgies

Ethic Strategies was created by the founding partners of [PAA Advisory](http://www.paaadvisory.com) and the [Nanos Research Corporation](http://www.nanos.co), both recognized leaders in research, advocacy, and advisory. Ethic provides bespoke strategic counsel, advice, and communications strategies to organizations facing serious issues. www.ethicstrategies.com

ABOUT NANOS

TABULATIONS





2023-2427 – Public Policy September – Security – STAT SHEET

For each of the challenges, please rate their importance to you on a scale of 1 to 10, where 1 is not at all important and 10 is very important in terms of Canada's future [Randomize]

Question - Ensuring safe communities	Total	Unwgt N	Region					Gender			Age			
			Canada 2023-10	Atlantic	Quebec	Ontario	Prairies	British Columbia	Male	Female	Other	18 to 34	35 to 54	55 plus
			1058	100	226	362	212	158	572	485	1	177	407	474
		Wgt N	1001	68	231	388	175	139	490	510	1	267	323	411
		Mean	8.5	8.9	8.3	8.5	8.7	8.3	8.4	8.6		8.3	8.5	8.6
		Median	9.0	10.0	9.0	9.0	9.0	9.0	9.0	9.0		8.0	9.0	9.0
	Not at all important (1)	%	0.6	0.0	0.7	0.2	0.3	2.0	1.0	0.1		0.5	1.0	0.2
	2	%	0.4	2.2	0.4	0.0	0.0	1.3	0.5	0.3		0.6	0.7	0.1
	3	%	0.4	0.0	0.0	0.6	0.0	0.9	0.4	0.3		0.0	0.4	0.6
	4	%	1.2	0.0	1.9	1.4	1.2	0.4	1.4	1.1		0.8	1.0	1.7
	5	%	3.5	1.2	6.7	2.4	0.9	6.0	4.3	2.8		5.5	2.4	3.1
	6	%	5.6	2.7	6.6	5.7	4.8	5.9	6.2	5.0		7.7	5.2	4.5
	7	%	12.3	8.4	13.2	13.6	10.6	11.5	11.9	12.8		12.7	13.2	11.4
	8	%	19.7	16.5	16.0	22.8	21.2	17.0	19.9	19.6		22.7	19.4	18.0
	9	%	15.8	18.8	17.3	13.7	18.5	14.0	13.7	17.8		14.1	13.4	18.8
	Very important (10)	%	39.4	49.7	36.3	38.3	41.6	40.1	39.4	39.4		33.2	42.3	41.3
	Unsure	%	1.1	0.7	0.9	1.4	1.0	1.0	1.4	0.8		2.2	1.2	0.3

For each of the challenges, please rate their importance to you on a scale of 1 to 10, where 1 is not at all important and 10 is very important in terms of Canada's future [Randomize]

Question - Asserting Canada's role in international affairs	Total	Unwgt N	Region					Gender			Age			
			Canada 2023-10	Atlantic	Quebec	Ontario	Prairies	British Columbia	Male	Female	Other	18 to 34	35 to 54	55 plus
			1058	100	226	362	212	158	572	485	1	177	407	474
		Wgt N	1001	68	231	388	175	139	490	510	1	267	323	411
		Mean	6.8	7.0	7.3	6.5	6.8	6.9	6.8	6.8		6.3	6.7	7.2
		Median	7.0	7.0	7.0	7.0	7.0	7.0	7.0	7.0		6.0	7.0	8.0
	Not at all important (1)	%	2.8	4.5	0.3	4.3	3.3	1.4	3.4	2.3		4.7	2.3	2.1
	2	%	2.0	1.7	0.3	2.7	3.0	1.6	1.4	2.5		1.3	2.8	1.8
	3	%	3.8	2.7	3.4	5.6	1.9	2.2	4.2	3.4		5.8	3.2	2.9
	4	%	4.3	2.0	3.7	5.0	2.3	6.8	5.0	3.6		6.9	4.3	2.6
	5	%	12.2	8.3	10.4	12.6	12.2	15.8	13.0	11.4		13.8	13.5	10.0
	6	%	14.7	13.1	13.3	16.2	16.3	11.7	13.4	16.0		17.9	15.1	12.4
	7	%	18.6	16.7	19.5	18.4	18.9	18.0	20.1	17.1		19.9	20.8	16.0
	8	%	17.3	25.0	19.5	13.1	18.8	19.9	13.7	20.7		6.9	17.7	23.8
	9	%	8.5	13.6	8.4	6.9	11.7	6.7	9.0	8.0		4.4	6.4	12.9
	Very important (10)	%	13.7	9.0	18.3	12.9	9.9	15.1	15.4	12.0		14.1	12.1	14.7
	Unsure	%	2.1	3.5	2.8	2.1	1.7	0.7	1.3	2.9		4.3	1.8	0.9

Nanos conducted an RDD dual frame (land- and cell- lines) hybrid telephone and online random survey of 1,058 Canadians, 18 years of age or older, between October 1st to 4th, 2023. The margin of error this survey is ±3.0 percentage points, 19 times out of 20.



2023-2427 – Public Policy September – Security – STAT SHEET

For each of the challenges, please rate their importance to you on a scale of 1 to 10, where 1 is not at all important and 10 is very important in terms of Canada's future [Randomize]

Question - Protecting our borders	Total	Unwgt N	Region					Gender			Age			
			Canada 2023-10	Atlantic	Quebec	Ontario	Prairies	British Columbia	Male	Female	Other	18 to 34	35 to 54	55 plus
			1001	68	231	388	175	139	490	510	1	267	323	411
		Mean	7.8	7.8	8.1	7.9	7.7	7.4	7.9	7.8		7.0	7.8	8.4
		Median	8.0	8.0	9.0	8.0	8.0	8.0	8.0	8.0		7.0	8.0	9.0
	Not at all important (1)	%	1.6	2.2	0.4	1.1	1.5	4.8	2.2	1.0		2.9	1.8	0.5
	2	%	1.2	1.2	0.0	1.0	1.5	3.1	1.2	1.1		3.0	0.5	0.5
	3	%	2.7	5.0	2.9	1.7	4.3	1.8	2.5	2.9		7.2	1.4	0.8
	4	%	3.6	1.0	3.4	4.3	2.6	4.6	2.9	4.3		4.5	3.9	2.8
	5	%	5.7	8.5	4.2	6.1	6.9	4.4	5.0	6.4		7.3	5.9	4.5
	6	%	9.0	5.3	9.6	10.0	8.5	7.2	8.3	9.6		11.2	9.7	6.9
	7	%	13.7	11.7	11.8	14.8	15.1	13.2	14.2	13.3		13.2	15.6	12.6
	8	%	16.3	15.7	16.4	14.0	14.4	25.2	16.3	16.4		18.7	17.6	13.7
	9	%	11.7	12.1	13.3	11.7	11.4	9.4	11.5	11.8		8.1	10.9	14.8
	Very important (10)	%	33.3	36.0	37.0	34.1	31.5	25.6	35.2	31.4		21.0	32.0	42.2
	Unsure	%	1.3	1.3	0.9	1.2	2.3	0.7	0.8	1.8		2.8	0.8	0.7

For each of the challenges, please rate their importance to you on a scale of 1 to 10, where 1 is not at all important and 10 is very important in terms of Canada's future [Randomize]

Question - Fighting terrorism	Total	Unwgt N	Region					Gender			Age			
			Canada 2023-10	Atlantic	Quebec	Ontario	Prairies	British Columbia	Male	Female	Other	18 to 34	35 to 54	55 plus
			1001	68	231	388	175	139	490	510	1	267	323	411
		Mean	7.2	7.3	7.5	7.0	7.1	6.8	7.0	7.3		6.1	7.2	7.8
		Median	7.0	7.0	8.0	7.0	7.0	7.0	7.0	7.0		6.0	7.0	8.0
	Not at all important (1)	%	2.7	4.5	0.0	3.1	4.1	3.3	4.9	0.6		6.1	1.9	1.1
	2	%	1.4	1.2	0.3	2.3	1.8	0.6	1.1	1.8		1.9	2.3	0.5
	3	%	4.7	1.0	5.0	4.5	4.3	7.4	4.9	4.6		9.3	4.4	2.0
	4	%	4.1	1.3	6.3	3.3	5.2	3.0	4.7	3.6		5.5	4.4	3.1
	5	%	11.4	6.3	12.6	12.1	9.0	12.9	10.9	11.9		18.9	10.8	7.1
	6	%	10.3	15.7	8.0	9.8	11.6	11.2	9.4	11.2		10.0	8.6	11.8
	7	%	16.3	20.1	14.4	18.0	15.4	14.3	14.7	17.9		15.5	19.2	14.6
	8	%	16.1	18.0	13.1	16.2	15.9	20.3	17.8	14.5		13.6	17.3	16.8
	9	%	8.1	9.4	9.0	8.0	5.9	9.2	8.0	8.2		5.3	6.6	11.1
	Very important (10)	%	23.5	21.3	31.2	21.2	26.4	14.8	22.7	24.2		11.1	23.8	31.4
	Unsure	%	1.2	1.3	0.0	1.6	0.4	3.1	0.8	1.6		2.9	0.8	0.5

Nanos conducted an RDD dual frame (land- and cell- lines) hybrid telephone and online random survey of 1,058 Canadians, 18 years of age or older, between October 1st to 4th, 2023. The margin of error this survey is ±3.0 percentage points, 19 times out of 20.



2023-2427 – Public Policy September – Security – STAT SHEET

For each of the challenges, are you confident, somewhat confident, somewhat not confident or not confident in our ability as a nation to find solutions? [Randomize]

			Region					Gender			Age			
			Canada 2023-10	Atlantic	Quebec	Ontario	Prairies	British Columbia	Male	Female	Other	18 to 34	35 to 54	55 plus
Question - Ensuring safe communities	Total	Unwgt N	1058	100	226	362	212	158	572	485	1	177	407	474
		Wgt N	1001	68	231	388	175	139	490	510	1	267	323	411
		Mean	2.4	2.4	2.6	2.4	2.4	2.5	2.4	2.5		2.5	2.4	2.4
		Median	3.0	3.0	3.0	2.0	3.0	3.0	3.0	3.0		3.0	3.0	3.0
	Not confident	%	16.5	18.5	12.9	18.7	16.9	14.6	17.9	14.9		12.4	20.1	16.2
		%	29.9	24.6	24.9	32.7	31.0	31.4	28.9	30.9		31.0	28.1	30.5
	Somewhat confident	%	42.1	44.8	46.9	38.9	42.8	41.0	42.3	42.0		44.7	39.6	42.5
		%	8.5	8.4	11.3	7.6	5.6	10.1	8.4	8.6		8.3	9.3	8.0
	Unsure	%	3.0	3.7	4.0	2.1	3.8	2.9	2.4	3.6		3.6	2.9	2.8

For each of the challenges, are you confident, somewhat confident, somewhat not confident or not confident in our ability as a nation to find solutions? [Randomize]

			Region					Gender			Age			
			Canada 2023-10	Atlantic	Quebec	Ontario	Prairies	British Columbia	Male	Female	Other	18 to 34	35 to 54	55 plus
Question - Asserting Canada's role in international affairs	Total	Unwgt N	1058	100	226	362	212	158	572	485	1	177	407	474
		Wgt N	1001	68	231	388	175	139	490	510	1	267	323	411
		Mean	2.3	2.3	2.5	2.3	2.2	2.3	2.2	2.4		2.3	2.3	2.3
		Median	2.0	2.0	3.0	2.0	2.0	2.0	2.0	3.0		2.0	2.0	2.0
	Not confident	%	21.4	23.4	14.6	22.2	25.4	24.3	28.3	14.6		17.3	28.3	18.7
		%	29.9	26.3	29.6	32.5	28.7	26.5	30.3	29.6		30.8	22.2	35.4
	Somewhat confident	%	35.8	35.4	41.8	31.9	34.9	37.9	30.3	41.2		33.6	39.4	34.5
		%	7.0	6.5	8.6	7.9	3.5	6.7	7.1	7.0		7.0	6.8	7.2
	Unsure	%	5.8	8.5	5.3	5.4	7.4	4.5	4.0	7.6		11.4	3.3	4.2

For each of the challenges, are you confident, somewhat confident, somewhat not confident or not confident in our ability as a nation to find solutions? [Randomize]

			Region					Gender			Age			
			Canada 2023-10	Atlantic	Quebec	Ontario	Prairies	British Columbia	Male	Female	Other	18 to 34	35 to 54	55 plus
Question - Protecting our borders	Total	Unwgt N	1058	100	226	362	212	158	572	485	1	177	407	474
		Wgt N	1001	68	231	388	175	139	490	510	1	267	323	411
		Mean	2.5	2.5	2.5	2.5	2.4	2.5	2.4	2.6		2.6	2.4	2.5
		Median	3.0	2.0	3.0	3.0	3.0	3.0	2.0	3.0		3.0	3.0	3.0
	Not confident	%	19.3	13.4	19.0	19.3	22.6	18.6	23.0	15.7		17.0	24.6	16.6
		%	23.9	34.6	23.9	22.3	22.8	24.2	25.3	22.3		17.4	21.3	30.1
	Somewhat confident	%	39.6	37.5	41.4	39.2	42.4	35.2	36.6	42.5		36.6	40.8	40.6
		%	12.0	9.3	10.9	14.2	7.3	14.9	11.5	12.5		15.6	10.6	10.8
	Unsure	%	5.3	5.2	4.9	5.0	4.9	7.2	3.6	6.9		13.4	2.7	2.0

Nanos conducted an RDD dual frame (land- and cell- lines) hybrid telephone and online random survey of 1,058 Canadians, 18 years of age or older, between October 1st to 4th, 2023. The margin of error this survey is ±3.0 percentage points, 19 times out of 20.



2023-2427 – Public Policy September – Security – STAT SHEET

For each of the challenges, are you confident, somewhat confident, somewhat not confident or not confident in our ability as a nation to find solutions? [Randomize]

			Region					Gender			Age			
			Canada 2023-10	Atlantic	Quebec	Ontario	Prairies	British Columbia	Male	Female	Other	18 to 34	35 to 54	55 plus
Question - Fighting terrorism	Total	Unwgt N	1058	100	226	362	212	158	572	485	1	177	407	474
		Wgt N	1001	68	231	388	175	139	490	510	1	267	323	411
		Mean	2.4	2.3	2.5	2.4	2.3	2.4	2.3	2.5		2.6	2.3	2.4
		Median	3.0	2.0	3.0	3.0	2.0	2.0	2.0	3.0		3.0	2.0	2.0
		Not confident %	17.1	18.8	12.1	17.1	21.1	19.5	21.1	13.3		14.3	22.9	14.3
		Somewhat not confident %	27.2	30.3	28.9	26.0	26.7	26.8	29.0	25.3		16.5	26.0	35.1
		Somewhat confident %	39.6	37.8	43.1	42.0	36.2	32.1	36.0	43.1		43.6	36.0	39.8
		Confident %	8.7	6.8	9.6	7.9	6.3	13.1	8.7	8.7		12.9	8.3	6.2
		Unsure %	7.5	6.3	6.4	7.0	9.7	8.4	5.3	9.6		12.8	6.8	4.6

Nanos conducted an RDD dual frame (land- and cell- lines) hybrid telephone and online random survey of 1,058 Canadians, 18 years of age or older, between October 1st to 4th, 2023. The margin of error this survey is ±3.0 percentage points, 19 times out of 20.