

Canadians prefer providing humanitarian aid to help with the conflict between Israel and Hamas – More likely to believe Israeli force justified in removing Hamas from Gaza strip.

The research gauged opinions of Canadians on the conflict between Israel and Palestine regarding the use of military force in the Gaza Strip, Canada providing humanitarian aid to the region, and negotiations between the two sides.

Nanos conducted an RDD dual frame (land-and cell-lines) hybrid telephone and online random survey of 1071 Canadians, 18 years of age or older, between October 29th to 31st, 2023 as part of an omnibus survey. The margin of error for this survey is ± 3.0 percentage points, 19 times out of 20.

The research was commissioned by the Globe and Mail and was conducted by Nanos Research.

Key Findings



CANADIANS PREFER THE GOVERNMENT OF CANADA PROVIDE HUMANITARIAN AID IN THE REGION OF ISRAEL-HAMAS CONFLICT

Asked which potential action by the Government of Canada they support most when thinking of the conflict between Israel and Hamas, Canadians most prefer providing humanitarian aid in the region (59%). This was followed by having Canadian troops participate in a potential peacekeeping mission in the future (16%), doing nothing (13%) and accepting refugees (eight per cent).



CLOSE TO SIX IN TEN CANADIANS SAY THEY BELIEVE ISRAEL'S USE OF MILITARY FORCE IN GAZA IS JUSTIFIED OR SOMEWHAT JUSTIFIED

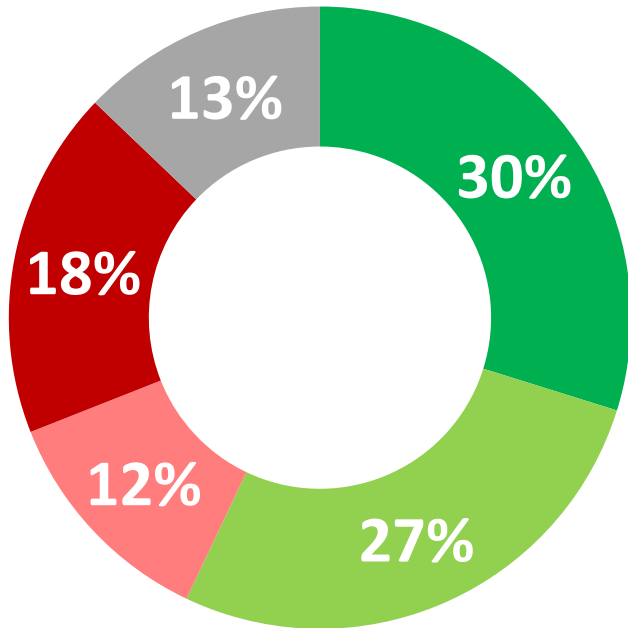
Nearly three in five Canadians say they believe Israel's use of its military forces to remove Hamas from the Gaza Strip is justified (30%) or somewhat justified (27%), while three in ten say believe it is not (18%) or somewhat not justified (12%). Younger Canadians are more likely to say it is not justified (30%) or somewhat not justified (16%) than older Canadians (11% not justified; 12% somewhat not justified).



CANADIANS MORE LIKELY TO THINK NOW IS A VERY GOOD OR GOOD TIME TO GIVE PALESTINIANS THEIR OWN STATE

Just over one in two Canadians say now is a very good (27%) or good time (24%) for Israel and responsible Palestinian authorities to negotiate a two-state solution that gives Palestinians their own state in the region, while just over one in four say it is a poor (16%) or very poor time (13%).

Justifying force to remove Hamas from the Gaza Strip



■ Justified ■ Somewhat justified
■ Somewhat not justified ■ Not justified
■ Unsure

*Weighted to the true population proportion.
 *Charts may not add up to 100 due to rounding.

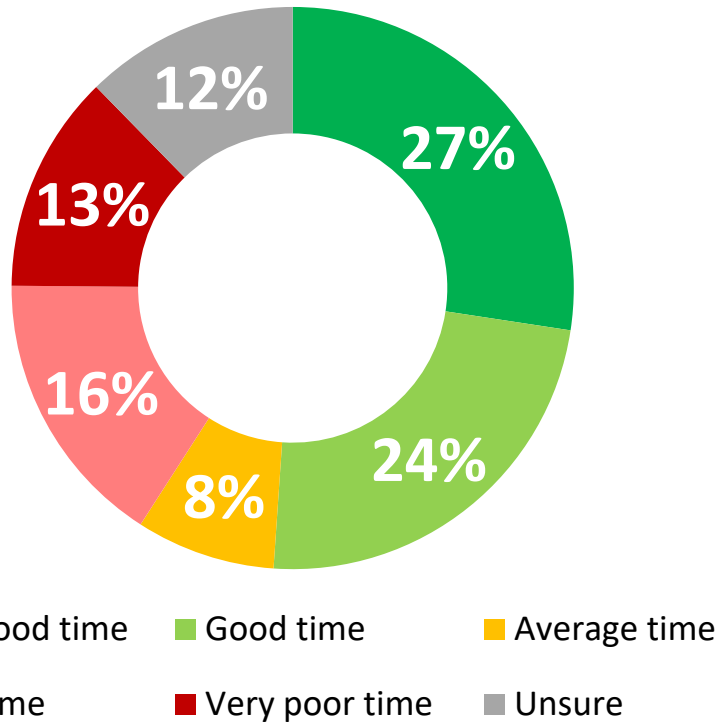
	Atlantic (n=103)	Quebec (n=227)	Ontario (n=362)	Prairies (n=220)	BC (n=159)
Justified/Somewhat justified	59.5%	44.8%	64.3%	62.5%	49.3%
	Men (n=561)	Women (n=497)	18 to 34 (n=158)	35 to 54 (n=386)	55 plus (n=527)
Not justified/Somewhat not justified	24.3%	40.1%	27.9%	18.8%	36.2%
	Men (n=561)	Women (n=497)	18 to 34 (n=158)	35 to 54 (n=386)	55 plus (n=527)
	28.0%	32.0%	45.9%	26.6%	22.6%

Q – Do you believe Israel’s use of its military forces to remove Hamas from the Gaza Strip is justified, somewhat justified, somewhat not justified or not justified?

Source: Nanos Research, RDD dual frame hybrid telephone and online random survey, October 29th to 31st, 2023, n=1071, accurate 3.0 percentage points plus or minus, 19 times out of 20.

Negotiations for a two-state solution for Israel and Palestine

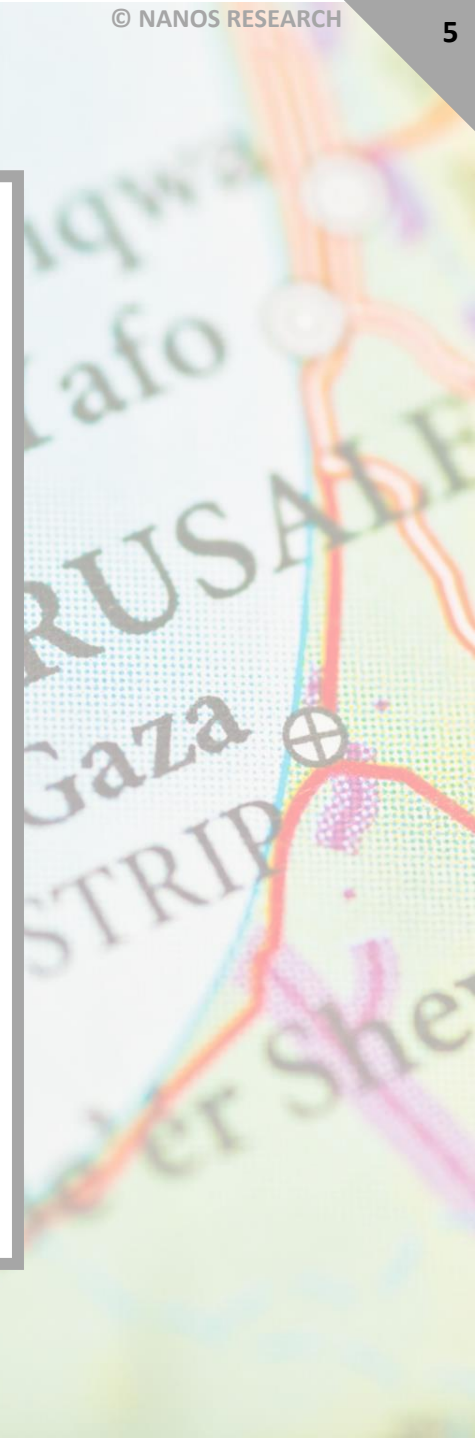
Q – Would you say that now is a very good, good, average, poor or very poor time for Israel and responsible Palestinian authorities to negotiate a two-state solution that gives Palestinians their own state in the region?



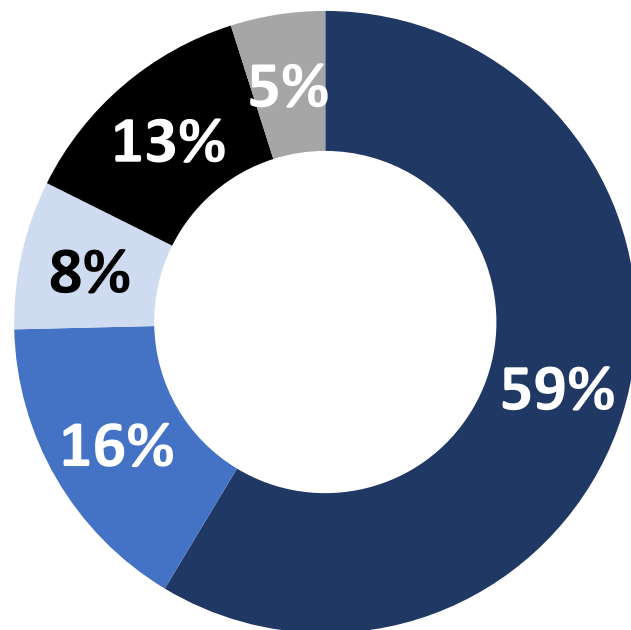
	Atlantic (n=103)	Quebec (n=227)	Ontario (n=362)	Prairies (n=220)	BC (n=159)
Very good time/Good time	38.0%	60.2%	52.3%	43.1%	48.7%
	Men (n=561)	Women (n=497)	18 to 34 (n=158)	35 to 54 (n=386)	55 plus (n=527)
	46.9%	55.8%	49.4%	49.7%	53.2%
Very poor time/Poor time	38.3%	17.9%	31.1%	35.9%	25.6%
	Men (n=561)	Women (n=497)	18 to 34 (n=158)	35 to 54 (n=386)	55 plus (n=527)
	35.1%	22.1%	27.1%	27.8%	30.2%

*Weighted to the true population proportion.
 *Charts may not add up to 100 due to rounding.

Source: Nanos Research, RDD dual frame hybrid telephone and online random survey, October 29th to 31st, 2023, n=1071, accurate 3.0 percentage points plus or minus, 19 times out of 20.



Canada's role in providing aid in Israel-Palestine conflict



3 in 5 Canadians

would most support Canada providing humanitarian aid in the region during the conflict between Israel and Hamas, while under two in five would most support Canadian troops participating in potential peacekeeping missions.

- Provide humanitarian aid in the region
- Have Canadian troops participate in a potential peacekeeping mission in the future
- Have Canada accept refugees from the region
- Do nothing
- Unsure

*Weighted to the true population proportion.

*Charts may not add up to 100 due to rounding.

Q – Which of the following potential actions by the Government of Canada would you support most when thinking of the conflict between Israel and Hamas? [RANDOMIZE] (Select one)

Source: Nanos Research, RDD dual frame hybrid telephone and online random survey, October 29th to 31st, 2023, n=1071, accurate 3.0 percentage points plus or minus, 19 times out of 20.

THE GLOBE AND MAIL



Canada's role in providing aid in Israel-Palestine conflict – Demographics

Q – Which of the following potential actions by the Government of Canada would you support most when thinking of the conflict between Israel and Hamas? [RANDOMIZE] (Select one)

Provide humanitarian aid in the region				
Atlantic (n=103)	Quebec (n=227)	Ontario (n=362)	Prairies (n=220)	BC (n=159)
59.7%	48.8%	64.3%	55.3%	62.5%
Men (n=561)	Women (n=497)	18 to 34 (n=158)	35 to 54 (n=386)	55 plus (n=527)
56.6%	60.9%	53.8%	57.7%	62.5%
Have Canadian troops participate in a potential peacekeeping mission in the future				
Atlantic (n=103)	Quebec (n=227)	Ontario (n=362)	Prairies (n=220)	BC (n=159)
17.2%	21.4%	13.5%	13.4%	16.7%
Men (n=561)	Women (n=497)	18 to 34 (n=158)	35 to 54 (n=386)	55 plus (n=527)
15.9%	15.6%	11.2%	17.9%	17.6%

Residents of Quebec (49%) are less likely to support Canada providing humanitarian aid in the region than residents of Ontario (64%).

Source: Nanos Research, RDD dual frame hybrid telephone and online random survey, October 29th to 31st, 2023, n=1071, accurate 3.0 percentage points plus or minus, 19 times out of 20.

Canada's role in providing aid in Israel-Palestine conflict – Demographics continued

Q – Which of the following potential actions by the Government of Canada would you support most when thinking of the conflict between Israel and Hamas? [RANDOMIZE] (Select one)

Have Canada accept refugees from the region					
Atlantic (n=103)	Quebec (n=227)	Ontario (n=362)	Prairies (n=220)	BC (n=159)	
7.7%	9.8%	7.2%	5.5%	8.7%	
Men (n=561)	Women (n=497)	18 to 34 (n=158)	35 to 54 (n=386)	55 plus (n=527)	
7.4%	8.0%	9.8%	7.9%	6.3%	
Do nothing					
Atlantic (n=103)	Quebec (n=227)	Ontario (n=362)	Prairies (n=220)	BC (n=159)	
7.4%	13.1%	11.7%	18.9%	9.9%	
Men (n=561)	Women (n=497)	18 to 34 (n=158)	35 to 54 (n=386)	55 plus (n=527)	
16.8%	9.0%	17.3%	12.3%	10.1%	

Residents of the Prairies (19%) are more likely to support the Government of Canada doing nothing about the conflict between Israel and Hamas than residents of the Atlantic region (seven per cent).

Source: Nanos Research, RDD dual frame hybrid telephone and online random survey, October 29th to 31st, 2023, n=1071, accurate 3.0 percentage points plus or minus, 19 times out of 20.

METHODOLOGY



Nanos conducted an RDD dual frame (land- and cell-lines) hybrid telephone and online random survey of 1071 Canadians, 18 years of age or older, between October 29th to 31st, 2023 as part of an omnibus survey. Participants were randomly recruited by telephone using live agents and administered a survey online. The sample included both land- and cell-lines across Canada. The results were statistically checked and weighted by age and gender using the latest Census information and the sample is geographically stratified to be representative of Canada.

Individuals randomly called using random digit dialling with a maximum of five call backs.

The margin of error for this survey is ±3.0 percentage points, 19 times out of 20.

This study was commissioned by the Globe and Mail and the research was conducted by Nanos Research.

Note: Charts may not add up to 100 due to rounding

Element	Description	Element	Description
Research sponsor	The Globe and Mail	Weighting of Data	The results were weighted by age and gender using the latest Census information (2021) and the sample is geographically stratified to ensure a distribution across all regions of Canada. See tables for full weighting disclosure
Population and Final Sample Size	1071 Randomly selected individuals.	Screening	Screening ensured potential respondents did not work in the market research industry, in the advertising industry, in the media or a political party prior to administering the survey to ensure the integrity of the data.
Source of Sample	Nanos Hybrid Panel	Excluded Demographics	Individuals younger than 18 years old; individuals without land or cell lines, and individuals without internet access could not participate.
Type of Sample	Probability	Stratification	By age and gender using the latest Census information (2021) and the sample is geographically stratified to be representative of Canada. Smaller areas such as Atlantic Canada were marginally oversampled to allow for a minimum regional sample.
Margin of Error	±3.0 percentage points, 19 times out of 20.	Estimated Response Rate	13 percent, consistent with industry norms.
Mode of Survey	RDD dual frame (land- and cell-lines) hybrid telephone and online omnibus survey	Question Order	Question order in the preceding report reflects the order in which they appeared in the original questionnaire.
Sampling Method Base	The sample included both land- and cell-lines RDD (Random Digit Dialed) across Canada.	Question Content	Topics on the omnibus ahead of the survey content included: political and economical questions, and Ukraine.
Demographics (Captured)	Atlantic Canada, Quebec, Ontario, Prairies, British Columbia; Men and Women; 18 years and older. Six-digit postal code was used to validate geography.	Question Wording	The questions in the preceding report are written exactly as they were asked to individuals.
Fieldwork/Validation	Individuals were recruited using live interviews with live supervision to validate work, the research questions were administered online	Research/Data Collection Supplier	Nanos Research
Number of Calls	Maximum of five call backs to those recruited.	Contact	Contact Nanos Research for more information or with any concerns or questions. http://www.nanos.co Telephone:(613) 234-4666 ext. 237 Email: info@nanosresearch.com.
Time of Calls	Individuals recruited were called between 12-5:30 pm and 6:30-9:30pm local time for the respondent.		
Field Dates	October 29 th to 31 st , 2023.		
Language of Survey	The survey was conducted in both English and French.		
Standards	Nanos Research is a member of the Canadian Research Insights Council (CRIC) and confirms that this research fully complies with all CRIC Standards including the CRIC Public Opinion Research Standards and Disclosure Requirements. https://canadianresearchinsightscouncil.ca/standards/		



As one of North America's premier market and public opinion research firms, we put strategic intelligence into the hands of decision makers. The majority of our work is for private sector and public facing organizations and ranges from market studies, managing reputation through to leveraging data intelligence. Nanos Research offers a vertically integrated full service quantitative and qualitative research practice to attain the highest standards and the greatest control over the research process. www.nanos.co

nanos dimap analytika



This international joint venture between [dimap](http://www.dimap.com) and [Nanos](http://www.nanos.co) brings together top research and data experts from North American and Europe to deliver exceptional data intelligence to clients. The team offers data intelligence services ranging from demographic and sentiment microtargeting; consumer sentiment identification and decision conversion; and, data analytics and profiling for consumer persuasion. www.nanosdimap.com

EthicStratēgies

Ethic Strategies was created by the founding partners of [PAA Advisory](http://www.paaadvisory.com) and the [Nanos Research Corporation](http://www.nanos.co), both recognized leaders in research, advocacy, and advisory. Ethic provides bespoke strategic counsel, advice, and communications strategies to organizations facing serious issues. www.ethicstrategies.com

Any questions?



Nanos Research

(613) 234-4666, ext. 237

ea@nanosresearch.com

For more information on the firm, please visit www.nanos.co



NANOS IS YOUR GO-TO HIGH-STAKES RESEARCH PARTNER.

Delivering world-class solutions since 1987,
we are the leader in high velocity data insights and visualization.

Market | Consumer | Reputation | Policy | Insight

For more information about our services, please visit us at:

www.nanos.co

TABULATIONS



2023-2477 – Globe and Mail/Nanos Survey – October Omni - STAT SHEET – Israel/Hamas

			Region					Gender			Age			
			Canada 2023-10	Atlantic	Quebec	Ontario	Prairies	British Columbia	Male	Female	Other	18 to 34	35 to 54	55 plus
Question – Do you believe Israel’s use of its military forces to remove Hamas from the Gaza Strip is justified, somewhat justified, somewhat not justified or not justified?	Total	Unwgt N	1071	103	227	362	220	159	561	497	13	158	386	527
		Wgt N	1013	67	234	395	175	142	490	510	13	269	329	415
	Justified	%	29.8	28.6	19.1	35.1	35.5	26.3	37.7	21.8		18.8	27.7	38.6
	Somewhat justified	%	27.2	30.8	25.7	29.2	27.0	23.0	26.2	28.6		19.5	28.5	31.3
	Somewhat not justified	%	12.0	12.0	17.5	10.8	8.5	10.3	11.4	12.8		15.8	8.8	12.0
	Not justified	%	18.1	12.2	22.6	17.2	10.3	25.8	16.6	19.3		30.1	17.8	10.6
Unsure	%	12.9	16.3	15.1	7.8	18.7	14.5	8.1	17.6		15.8	17.2	7.5	

			Region					Gender			Age			
			Canada 2023-10	Atlantic	Quebec	Ontario	Prairies	British Columbia	Male	Female	Other	18 to 34	35 to 54	55 plus
Question – Would you say that now is a very good, good, average, poor or very poor time for Israel and responsible Palestinian authorities to negotiate a two-state solution that gives Palestinians their own state in the region?	Total	Unwgt N	1071	103	227	362	220	159	561	497	13	158	386	527
		Wgt N	1013	67	234	395	175	142	490	510	13	269	329	415
	Very good time	%	27.4	19.2	29.4	30.1	17.3	32.8	25.5	30.0		28.3	27.7	26.6
	Good time	%	23.7	18.8	30.8	22.2	25.8	15.8	21.5	25.8		21.2	22.0	26.6
	Average time	%	8.0	10.0	10.6	6.0	5.1	11.8	9.1	6.4		11.6	6.7	6.7
	Poor time	%	16.0	21.6	9.8	18.2	20.6	12.1	17.8	14.4		17.3	14.7	16.3
	Very poor time	%	12.6	16.7	8.2	12.9	15.3	13.5	17.3	7.7		9.8	13.0	13.9
	Unsure	%	12.3	13.6	11.3	10.6	15.8	13.9	9.0	15.7		11.9	15.8	9.8

			Region					Gender			Age			
			Canada 2023-10	Atlantic	Quebec	Ontario	Prairies	British Columbia	Male	Female	Other	18 to 34	35 to 54	55 plus
Question – Which of the following potential actions by the Government of Canada would you support most when thinking of the conflict between Israel and Hamas? [RANDOMIZE] [SELECT ONE]	Total	Unwgt N	1071	103	227	362	220	159	561	497	13	158	386	527
		Wgt N	1013	67	234	395	175	142	490	510	13	269	329	415
	Provide humanitarian aid in the region	%	58.6	59.7	48.8	64.3	55.3	62.5	56.6	60.9		53.8	57.7	62.5
	Have Canadian troops participate in a potential peacekeeping mission in the future	%	16.0	17.2	21.4	13.5	13.4	16.7	15.9	15.6		11.2	17.9	17.6
	Have Canada accept refugees from the region	%	7.7	7.7	9.8	7.2	5.5	8.7	7.4	8.0		9.8	7.9	6.3
	Do nothing	%	12.7	7.4	13.1	11.7	18.9	9.9	16.8	9.0		17.3	12.3	10.1
Unsure	%	4.9	7.9	6.8	3.3	6.9	2.3	3.3	6.6		7.9	4.2	3.5	