



Many Canadians have concerns about the Israel-Hamas conflict spreading and an increase in hate crime incidents in their communities.



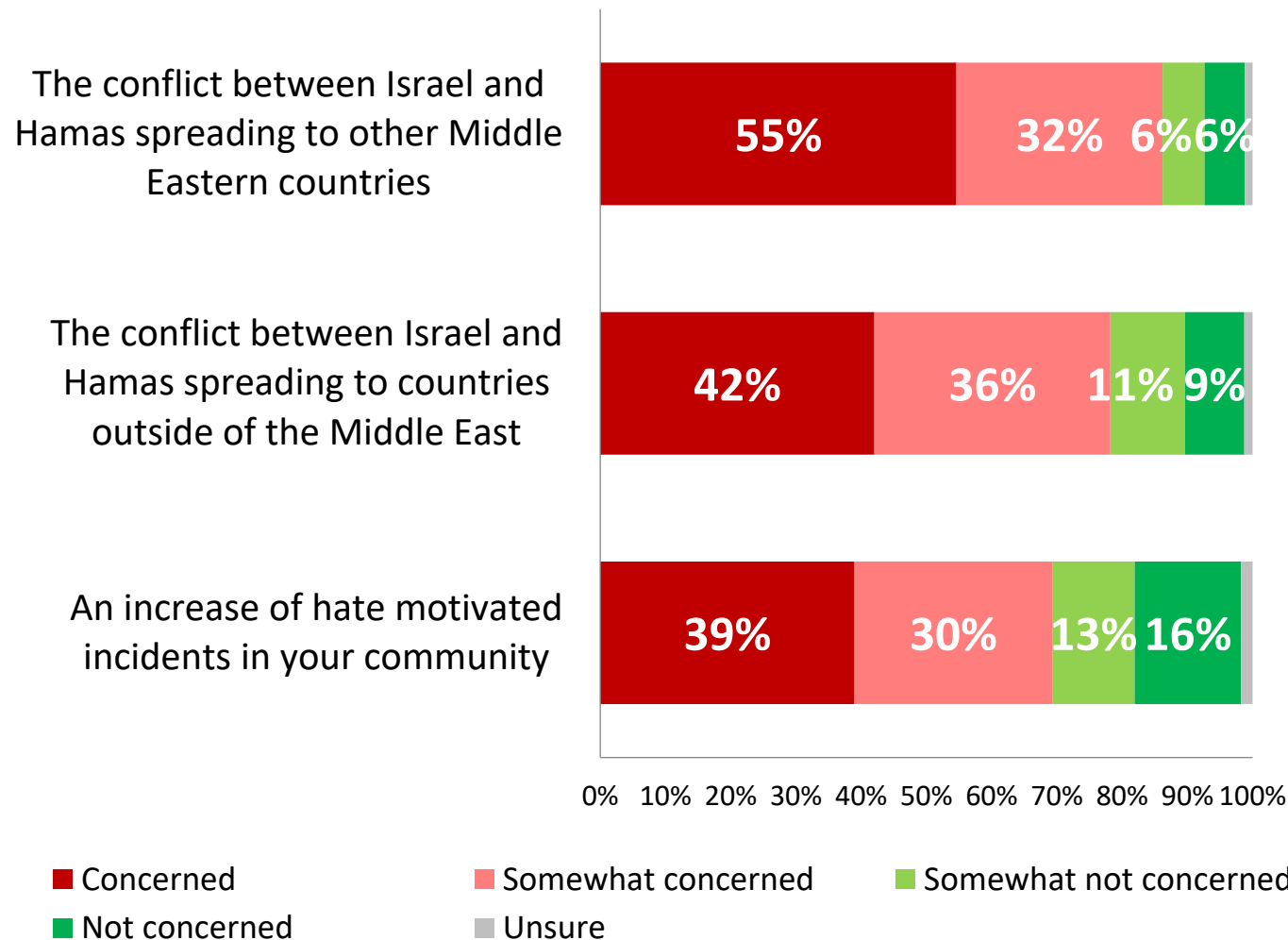
Nanos was retained by CTV News to conduct research among Canadians to gauge their views on the current conflict in the Middle-East between Israel and Hamas.

Nanos conducted an RDD dual frame (land-and cell-lines) hybrid telephone and online random survey of 1,071 Canadians, 18 years of age or older, between October 29<sup>th</sup> to 31<sup>st</sup>, 2023, as part of an omnibus survey. The margin of error for this survey is  $\pm 3.0$  percentage points, 19 times out of 20.

This study was commissioned by CTV News and the research was conducted by Nanos Research.

A strong majority of Canadians are concerned or somewhat concerned about the conflict between Israel and Hamas spreading to other Middle Eastern countries or spreading to countries outside the Middle East, as well as an increase in hate motivated incidents in their community.

## Concern about the current conflict between Israel and Hamas



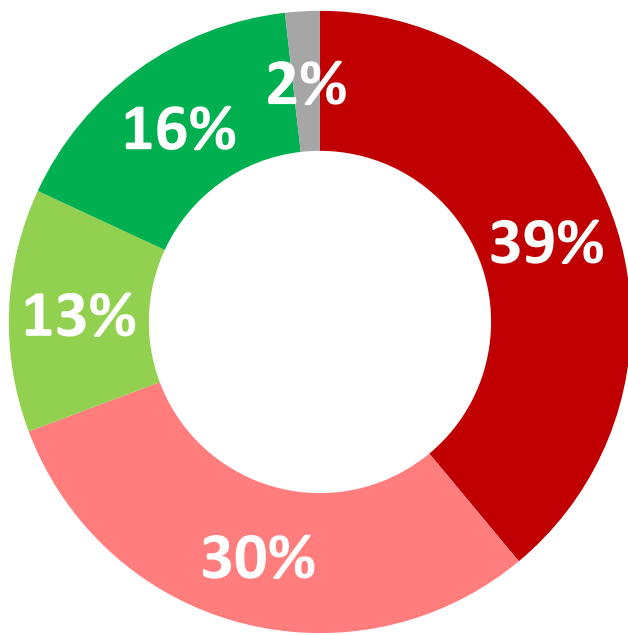
\*Weighted to the true population proportion.  
 \*Charts may not add up to 100 due to rounding.

Source: Nanos Research, RDD dual frame hybrid telephone and online random survey, October 29<sup>th</sup> to 31<sup>st</sup>, 2023, n=1071, accurate 3.0 percentage points plus or minus, 19 times out of 20.

Q – Our next few questions are about the current conflict in the Middle East between Israel and Hamas.

Are you concerned, somewhat concerned, somewhat not concerned or not concerned about the following: [RANDOMIZE]





- Concerned
- Somewhat concerned
- Somewhat not concerned
- Not concerned
- Unsure

# Concern about an increase of hate motivated incidents

	Atlantic (n=103)	Quebec (n=227)	Ontario (n=362)	Prairies (n=220)	BC (n=159)
<b>Concerned/Somewhat concerned</b>	<b>73.7%</b>	<b>58.4%</b>	<b>79.1%</b>	<b>60.5%</b>	<b>68.7%</b>
	Men (n=561)	Women (n=497)	18 to 34 (n=158)	35 to 54 (n=386)	55 plus (n=527)
	<b>65.3%</b>	<b>72.3%</b>	<b>69.1%</b>	<b>66.2%</b>	<b>71.8%</b>
<b>Not concerned/Somewhat not concerned</b>	Atlantic (n=103)	Quebec (n=227)	Ontario (n=362)	Prairies (n=220)	BC (n=159)
	<b>26.3%</b>	<b>39.2%</b>	<b>19.7%</b>	<b>36.9%</b>	<b>29.1%</b>
	Men (n=561)	Women (n=497)	18 to 34 (n=158)	35 to 54 (n=386)	55 plus (n=527)
	<b>32.7%</b>	<b>26.1%</b>	<b>29.4%</b>	<b>31.7%</b>	<b>26.5%</b>

\*Weighted to the true population proportion.  
 \*Charts may not add up to 100 due to rounding.

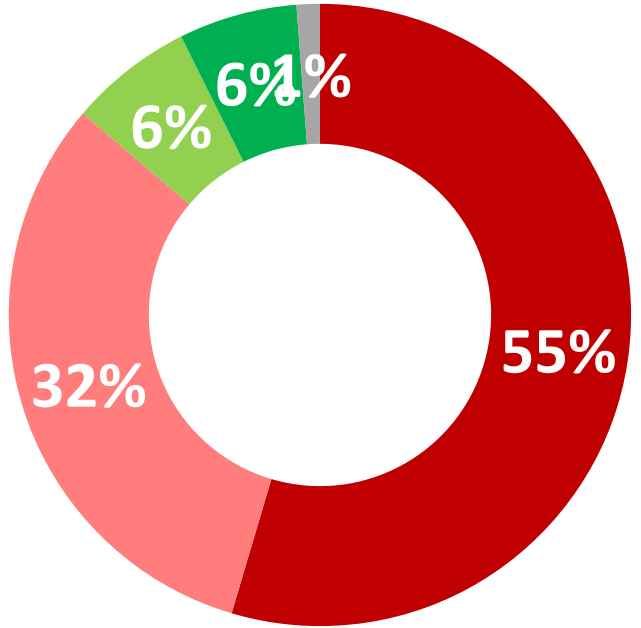
Q – Are you concerned, somewhat concerned, somewhat not concerned or not concerned about the following: [RANDOMIZE]

**An increase of hate motivated incidents in your community**

Source: Nanos Research, RDD dual frame hybrid telephone and online random survey, October 29<sup>th</sup> to 31<sup>st</sup>, 2023, n=1071, accurate 3.0 percentage points plus or minus, 19 times out of 20.



# Concern about the Israel-Hamas conflict spreading to other Middle Eastern countries



- Concerned
- Somewhat concerned
- Somewhat not concerned
- Not concerned
- Unsure

Concerned/Somewhat concerned

Not concerned/Somewhat not concerned

	Atlantic (n=103)	Quebec (n=227)	Ontario (n=362)	Prairies (n=220)	BC (n=159)
<b>Concerned/Somewhat concerned</b>	<b>91.9%</b>	<b>81.6%</b>	<b>89.7%</b>	<b>84.8%</b>	<b>83.2%</b>
Men (n=561)	83.2%	89.3%	76.8%	84.6%	93.6%
Women (n=497)	83.2%	89.3%	76.8%	84.6%	93.6%
18 to 34 (n=158)	83.2%	89.3%	76.8%	84.6%	93.6%
35 to 54 (n=386)	83.2%	89.3%	76.8%	84.6%	93.6%
55 plus (n=527)	83.2%	89.3%	76.8%	84.6%	93.6%
<b>Not concerned/Somewhat not concerned</b>	<b>5.5%</b>	<b>16.4%</b>	<b>10.2%</b>	<b>14.5%</b>	<b>14.0%</b>
Men (n=561)	16.2%	9.0%	21.8%	14.1%	5.4%
Women (n=497)	16.2%	9.0%	21.8%	14.1%	5.4%
18 to 34 (n=158)	16.2%	9.0%	21.8%	14.1%	5.4%
35 to 54 (n=386)	16.2%	9.0%	21.8%	14.1%	5.4%
55 plus (n=527)	16.2%	9.0%	21.8%	14.1%	5.4%

\*Weighted to the true population proportion.  
 \*Charts may not add up to 100 due to rounding.

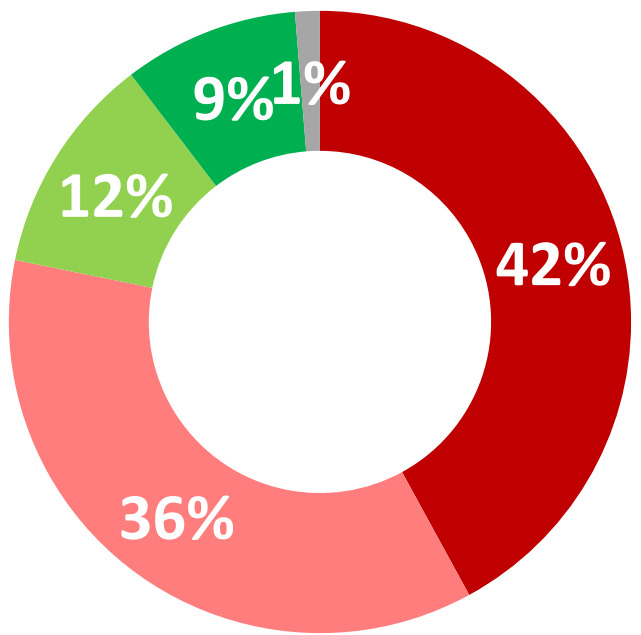
Q – Are you concerned, somewhat concerned, somewhat not concerned or not concerned about the following: [RANDOMIZE]  
**The conflict between Israel and Hamas spreading to other Middle Eastern countries**

Source: Nanos Research, RDD dual frame hybrid telephone and online random survey, October 29<sup>th</sup> to 31<sup>st</sup>, 2023, n=1071, accurate 3.0 percentage points plus or minus, 19 times out of 20.





# Concern about the Israel-Hamas conflict spreading outside of the Middle East



- Concerned
- Somewhat concerned
- Somewhat not concerned
- Not concerned
- Unsure

	Atlantic (n=103)	Quebec (n=227)	Ontario (n=362)	Prairies (n=220)	BC (n=159)
<b>Concerned/Somewhat concerned</b>	84.1%	71.6%	81.8%	77.3%	77.5%
	Men (n=561)	Women (n=497)	18 to 34 (n=158)	35 to 54 (n=386)	55 plus (n=527)
	72.6%	83.6%	72.1%	76.7%	83.3%
<b>Not concerned/Somewhat not concerned</b>	13.2%	26.0%	18.1%	21.1%	21.1%
	Men (n=561)	Women (n=497)	18 to 34 (n=158)	35 to 54 (n=386)	55 plus (n=527)
	26.7%	14.7%	26.1%	22.5%	15.3%

\*Weighted to the true population proportion.  
 \*Charts may not add up to 100 due to rounding.

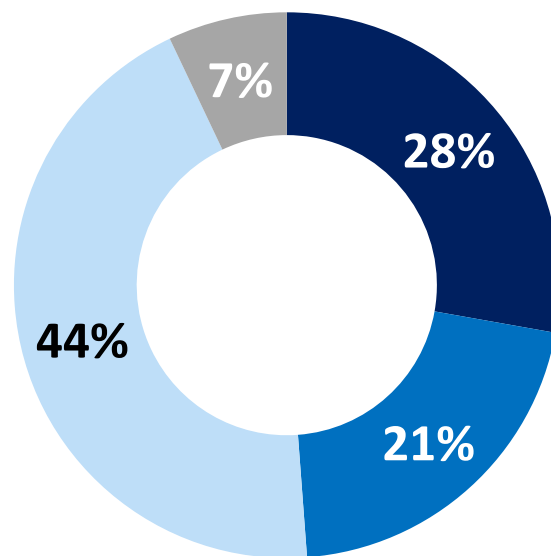
Q – Are you concerned, somewhat concerned, somewhat not concerned or not concerned about the following: [RANDOMIZE]  
**The conflict between Israel and Hamas spreading to countries outside of the Middle East**

Source: Nanos Research, RDD dual frame hybrid telephone and online random survey, October 29<sup>th</sup> to 31<sup>st</sup>, 2023, n=1071, accurate 3.0 percentage points plus or minus, 19 times out of 20.



# Financial responsibility of evacuating Canadian citizens living in the area

Q – Who do you think should be financially responsible for evacuating Canadian citizens living in that area back to Canada? [RANDOMIZE]



- The Canadian government
- The Canadian individuals themselves
- The costs should be shared between individuals and the government
- Unsure

\*Weighted to the true population proportion.

\*Charts may not add up to 100 due to rounding.

Canadians are more likely to say that the Canadian government should be financially responsible for evacuating Canadian citizens living in the conflict area back to Canada than they are to say it should be up to the Canadian individuals themselves. More than four in ten say costs should be shared between the two.

Source: Nanos Research, RDD dual frame hybrid telephone and online random survey, October 29<sup>th</sup> to 31<sup>st</sup>, 2023, n=1071, accurate 3.0 percentage points plus or minus, 19 times out of 20.

# Financial responsibility of evacuating Canadian citizens living in the area – By demographics

Q – Who do you think should be financially responsible for evacuating Canadian citizens living in that area back to Canada? [RANDOMIZE]

	Canada (n=1071)	Atlantic (n=103)	Quebec (n=227)	Ontario (n=362)	Prairies (n=220)	BC (n=159)	Men (n=561)	Women (n=497)	18 to 34 (n=158)	35 to 54 (n=386)	55 plus (n=527)
The costs should be shared between individuals and the government	44.1%	43.1%	44.9%	41.6%	47.2%	46.5%	40.4%	47.1%	36.4%	44.5%	48.8%
The Canadian government	27.8%	39.2%	30.7%	27.5%	20.1%	28.0%	28.0%	28.1%	40.4%	25.5%	21.4%
The Canadian individuals themselves	21.0%	14.4%	16.8%	23.0%	27.7%	17.3%	25.7%	16.6%	16.8%	22.4%	22.7%
Unsure	7.1%	3.3%	7.6%	7.9%	5.0%	8.3%	5.9%	8.2%	6.5%	7.5%	7.1%

Source: Nanos Research, RDD dual frame hybrid telephone and online random survey, October 29<sup>th</sup> to 31<sup>st</sup>, 2023, n=1071, accurate 3.0 percentage points plus or minus, 19 times out of 20.





Nanos conducted an RDD dual frame (land- and cell-lines) hybrid telephone and online random survey of 1,071 Canadians, 18 years of age or older, between October 29<sup>th</sup> to 31<sup>st</sup>, 2023 as part of an omnibus survey. Participants were randomly recruited by telephone using live agents and administered a survey online. The sample included both land- and cell-lines across Canada. The results were statistically checked and weighted by age and gender using the latest Census information and the sample is geographically stratified to be representative of Canada.

Individuals randomly called using random digit dialling with a maximum of five call backs.

The margin of error for this survey is  $\pm 3.0$  percentage points, 19 times out of 20.

This study was commissioned by CTV News and the research was conducted by Nanos Research.

Note: Charts may not add up to 100 due to rounding.

# METHODOLOGY

Element	Description	Element	Description
Research sponsor	CTV News	Weighting of Data	The results were weighted by age and gender using the latest Census information (2021) and the sample is geographically stratified to ensure a distribution across all regions of Canada. See tables for full weighting disclosure
Population and Final Sample Size	1.071 Randomly selected individuals.	Screening	Screening ensured potential respondents did not work in the market research industry, in the advertising industry, in the media or a political party prior to administering the survey to ensure the integrity of the data.
Source of Sample	Nanos Probability Panel	Excluded Demographics	Individuals younger than 18 years old; individuals without land or cell lines, and individuals without internet access could not participate.
Type of Sample	Probability	Stratification	By age and gender using the latest Census information (2021) and the sample is geographically stratified to be representative of Canada. Smaller areas such as Atlantic Canada were marginally oversampled to allow for a minimum regional sample.
Margin of Error	±3.0 percentage points, 19 times out of 20.	Estimated Response Rate	Thirteen percent, consistent with industry norms.
Mode of Survey	RDD dual frame (land- and cell-lines) hybrid telephone and online omnibus survey	Question Order	Question order in the preceding report reflects the order in which they appeared in the original questionnaire.
Sampling Method Base	The sample included both land- and cell-lines RDD (Random Digit Dialed) across Canada.	Question Content	Topics on the omnibus ahead of the survey content included: views on political issues and views on economic issues.
Demographics (Captured)	Atlantic Canada, Quebec, Ontario, Prairies, British Columbia; Men and Women; 18 years and older. Six digit postal code was used to validate geography.	Question Wording	The questions in the preceding report are written exactly as they were asked to individuals.
Fieldwork/Validation	Individuals were recruited using live interviews with live supervision to validate work, the research questions were administered online	Research/Data Collection Supplier	Nanos Research
Number of Calls	Maximum of five call backs to those recruited.	Contact	Contact Nanos Research for more information or with any concerns or questions. <a href="http://www.nanos.co">http://www.nanos.co</a> Telephone:(613) 234-4666 ext. 237 Email: info@nanosresearch.com.
Time of Calls	Individuals recruited were called between 12-5:30 pm and 6:30-9:30pm local time for the respondent.		
Field Dates	October 29 <sup>th</sup> to 31 <sup>st</sup> , 2023.		
Language of Survey	The survey was conducted in both English and French.		
Standards	Nanos Research is a member of the Canadian Research Insights Council (CRIC) and confirms that this research fully complies with all CRIC Standards including the CRIC Public Opinion Research Standards and Disclosure Requirements. <a href="https://canadianresearchinsightscouncil.ca/standards/">https://canadianresearchinsightscouncil.ca/standards/</a>		



As one of North America's premier market and public opinion research firms, we put strategic intelligence into the hands of decision makers. The majority of our work is for private sector and public facing organizations and ranges from market studies, managing reputation through to leveraging data intelligence. Nanos Research offers a vertically integrated full service quantitative and qualitative research practice to attain the highest standards and the greatest control over the research process. [www.nanos.co](http://www.nanos.co)

nanos dimap analytika



This international joint venture between [dimap](http://www.dimap.com) and [Nanos](http://www.nanos.co) brings together top research and data experts from North American and Europe to deliver exceptional data intelligence to clients. The team offers data intelligence services ranging from demographic and sentiment microtargeting; consumer sentiment identification and decision conversion; and, data analytics and profiling for consumer persuasion. [www.nanosdimap.com](http://www.nanosdimap.com)

EthicStratēgies

Ethic Strategies was created by the founding partners of [PAA Advisory](http://www.paaadvisory.com) and the [Nanos Research Corporation](http://www.nanos.co), both recognized leaders in research, advocacy, and advisory. Ethic provides bespoke strategic counsel, advice, and communications strategies to organizations facing serious issues. [www.ethicstrategies.com](http://www.ethicstrategies.com)



# Any questions?

---



Nanos Research

(613) 234-4666, ext. 237

[ea@nanosresearch.com](mailto:ea@nanosresearch.com)

For more information on the firm, please visit [www.nanos.co](http://www.nanos.co)





**NANOS IS YOUR GO-TO HIGH-STAKES RESEARCH PARTNER.**

Delivering world-class solutions since 1987,  
we are the leader in high velocity data insights and visualization.

**Market | Consumer | Reputation | Policy | Insight**

For more information about our services, please visit us at:

[www.nanos.co](http://www.nanos.co)



# TABULATIONS



**2023-2476 – CTV/Nanos Survey – October OMNI - STAT SHEET**
**Are you concerned, somewhat concerned, somewhat not concerned or not concerned about the following: [RANDOMIZE]**

			Region						Gender			Age		
			Canada 2023-10	Atlantic	Quebec	Ontario	Prairies	British Columbia	Male	Female	Other	18 to 34	35 to 54	55 plus
Question – An increase of hate motivated incidents in your community	Total	Unwgt N	1071	103	227	362	220	159	561	497	13	158	386	527
		Wgt N	1013	67	234	395	175	142	490	510	13	269	329	415
	Concerned	%	39.0	26.7	26.3	50.8	34.3	38.3	35.1	42.1		40.5	36.8	39.7
	Somewhat concerned	%	30.3	47.0	32.1	28.3	26.2	30.4	30.2	30.2		28.6	29.4	32.1
	Somewhat not concerned	%	12.6	7.7	19.6	8.8	14.3	12.3	13.9	11.8		10.7	12.8	13.8
	Not concerned	%	16.3	18.6	19.6	11.0	22.6	16.8	18.8	14.3		18.7	18.9	12.7
	Unsure	%	1.8	0.0	2.4	1.2	2.7	2.2	2.1	1.6		1.5	2.1	1.7

**Are you concerned, somewhat concerned, somewhat not concerned or not concerned about the following: [RANDOMIZE]**

			Region						Gender			Age		
			Canada 2023-10	Atlantic	Quebec	Ontario	Prairies	British Columbia	Male	Female	Other	18 to 34	35 to 54	55 plus
Question – The conflict between Israel and Hamas spreading to other Middle Eastern countries	Total	Unwgt N	1071	103	227	362	220	159	561	497	13	158	386	527
		Wgt N	1013	67	234	395	175	142	490	510	13	269	329	415
	Concerned	%	54.6	61.5	44.2	60.6	45.2	63.4	51.7	57.0		43.3	53.5	62.7
	Somewhat concerned	%	31.6	30.3	37.4	29.1	39.7	19.8	31.6	32.3		33.5	31.0	30.9
	Somewhat not concerned	%	6.4	3.3	9.8	4.5	6.5	7.6	7.5	5.4		9.4	9.0	2.5
	Not concerned	%	6.2	2.3	6.6	5.6	8.1	6.4	8.7	3.6		12.4	5.2	2.9
Unsure	%	1.2	2.6	2.0	0.2	0.6	2.8	0.6	1.7		1.4	1.3	1.0	

Nanos conducted an RDD dual frame (land- and cell- lines) hybrid telephone and online random survey of 1,071 Canadians, 18 years of age or older, between October 29<sup>th</sup> to 31<sup>st</sup>, 2023. The margin of error for this survey is  $\pm 3.0$  percentage points, 19 times out of 20. Some responses have been shaded due to having a sample size of less than 30.

**2023-2476 – CTV/Nanos Survey – October OMNI - STAT SHEET**
**Are you concerned, somewhat concerned, somewhat not concerned or not concerned about the following: [RANDOMIZE]**

			Region					Gender			Age			
			Canada 2023-10	Atlantic	Quebec	Ontario	Prairies	British Columbia	Male	Female	Other	18 to 34	35 to 54	55 plus
Question – The conflict between Israel and Hamas spreading to countries outside of the Middle East	Total	Unwgt N	1071	103	227	362	220	159	561	497	13	158	386	527
		Wgt N	1013	67	234	395	175	142	490	510	13	269	329	415
	Concerned	%	42.0	51.0	33.1	48.3	33.8	45.3	38.2	45.6		38.2	39.4	46.6
	Somewhat concerned	%	36.2	33.1	38.5	33.5	43.5	32.2	34.4	38.0		33.9	37.3	36.7
	Somewhat not concerned	%	11.4	7.8	16.9	9.7	7.2	14.2	14.1	9.1		11.1	12.4	10.9
	Not concerned	%	9.1	5.4	9.1	8.4	13.9	6.9	12.6	5.6		15.0	10.1	4.5
	Unsure	%	1.3	2.7	2.4	0.2	1.6	1.5	0.6	1.7		1.8	0.8	1.4

			Region					Gender			Age			
			Canada 2023-10	Atlantic	Quebec	Ontario	Prairies	British Columbia	Male	Female	Other	18 to 34	35 to 54	55 plus
Question – Who do you think should be financially responsible for evacuating Canadian citizens living in that area back to Canada? [RANDOMIZE]	Total	Unwgt N	1071	103	227	362	220	159	561	497	13	158	386	527
		Wgt N	1013	67	234	395	175	142	490	510	13	269	329	415
	The Canadian government	%	27.8	39.2	30.7	27.5	20.1	28.0	28.0	28.1		40.4	25.5	21.4
	The Canadian individuals themselves	%	21.0	14.4	16.8	23.0	27.7	17.3	25.7	16.6		16.8	22.4	22.7
	The costs should be shared between individuals and the government	%	44.1	43.1	44.9	41.6	47.2	46.5	40.4	47.1		36.4	44.5	48.8
	Unsure	%	7.1	3.3	7.6	7.9	5.0	8.3	5.9	8.2		6.5	7.5	7.1

Nanos conducted an RDD dual frame (land- and cell- lines) hybrid telephone and online random survey of 1,071 Canadians, 18 years of age or older, between October 29<sup>th</sup> to 31<sup>st</sup>, 2023. The margin of error for this survey is  $\pm 3.0$  percentage points, 19 times out of 20. Some responses have been shaded due to having a sample size of less than 30.