

Canadians are more than three times more likely to oppose or somewhat oppose than to support or somewhat support writing off Trans Mountain debt.

The research gauged the opinions among Canadians on awareness of the Trans Mountain Expansion project cost, who should be the most responsible for funding the project, support for writing off the Trans Mountain debt, how much the project should be subsidized by taxpayers and if the federal government is heading in the right or wrong direction with the project in general.

Nanos conducted an RDD dual frame (land- and cell-lines) hybrid telephone and online random survey of 1,058 Canadians, 18 years of age or older, between October 1<sup>st</sup> and 4<sup>th</sup>, 2023 as part of an omnibus survey. Participants were randomly recruited by telephone using live agents and administered a survey online.

The margin of error for a random survey of 1,058 Canadians is  $\pm 3.0$  percentage points, 19 times out of 20.

The research was commissioned by West Coast Environmental Law and was conducted by Nanos Research.

# Key Findings



**A MAJORITY IS SOMEWHAT OPPOSED OR OPPOSED TO WRITING OFF TRANS MOUNTAIN DEBT**

Just over two in three Canadians say they oppose (41%) or somewhat oppose (27%) writing off the \$15-20 billion of Trans Mountain’s debt owed back to Canadians in order to keep the expansion project afloat. Residents of Quebec are more likely to oppose/somewhat oppose this (76%) than residents of the Prairies (61%).

**CANADIANS MORE LIKELY TO SAY OIL COMPANIES SHOULD MOSTLY PAY FOR TRANS MOUNTAIN EXPANSION RATHER THAN TAXPAYERS**

When asked who should be responsible for funding the Trans Mountain Expansion project, six in ten Canadians say it should mostly be oil companies (60%), followed by both government/taxpayers and oil companies (32%). Three per cent say it should mostly be the government/ taxpayer.

**ON AVERAGE CANADIANS PREFER THE TAXPAYER BE RESPONSIBLE FOR SUBSIDIZING SIXTEEN PER CENT OF THE EXPANSION PROJECT**

Although over two in five (47%) are unsure about what percentage of the total cost taxpayers should be responsible for subsidizing, Canadians say sixteen per cent of the total cost should be subsidized on average. About one in five (23%) say the taxpayer should subsidize 0 per cent of the project.

**CANADIANS ARE OVER TWICE AS LIKELY TO SAY THE FEDERAL GOVERNMENT IS HEADING IN THE WRONG DIRECTION WITH THE EXPANSION PROJECT THAN THE RIGHT DIRECTION**

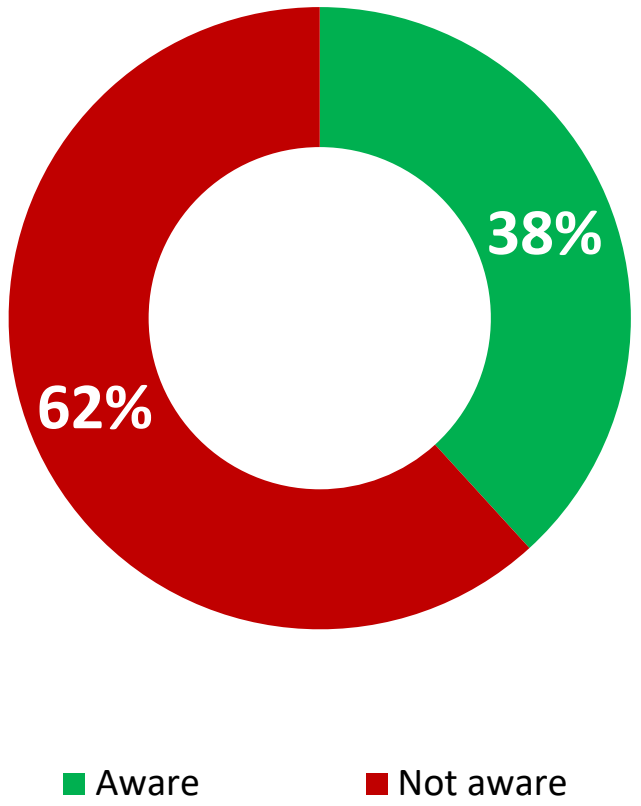
When asked if they thought the federal government was heading in the right direction with the Trans Mountain Expansion project in general, over two in five (46%) say it is heading in the wrong direction, while under one in five (18%) say it is heading in the right direction, and 36 per cent are unsure. Residents of British Columbia are more likely to say the government is headed in the wrong direction (51%) than residents of the Prairies (41%).

# Trans Mountain Expansion

“

**Introduction text shown to respondents:** As you might know, the Trans Mountain Expansion project involves building a new pipeline along an existing pipeline from Edmonton, Alberta, to a terminal and refinery in Burnaby, British Columbia. The project is currently owned by the Trans Mountain Corporation, a federal Crown corporation, after it was purchased from Kinder Morgan Canada Inc. by the federal government in 2018.

”



# Awareness of Trans Mountain expansion estimated cost

	Atlantic (n=100)	Quebec (n=226)	Ontario (n=362)	Prairies (n=212)	BC (n=158)
<b>Aware</b>	<b>30.7%</b>	<b>23.4%</b>	<b>30.6%</b>	<b>61.0%</b>	<b>59.2%</b>
	Men (n=572)	Women (n=485)	18 to 34 (n=177)	35 to 54 (n=407)	55 plus (n=474)
<b>Not aware</b>	<b>46.6%</b>	<b>30.3%</b>	<b>25.8%</b>	<b>37.5%</b>	<b>46.8%</b>
	Atlantic (n=100)	Quebec (n=226)	Ontario (n=362)	Prairies (n=212)	BC (n=158)
<b>Not aware</b>	<b>69.3%</b>	<b>76.6%</b>	<b>69.4%</b>	<b>39.0%</b>	<b>40.8%</b>
	Men (n=572)	Women (n=485)	18 to 34 (n=177)	35 to 54 (n=407)	55 plus (n=474)
<b>Not aware</b>	<b>53.4%</b>	<b>69.7%</b>	<b>74.2%</b>	<b>62.5%</b>	<b>53.2%</b>

\*Weighted to the true population proportion.  
 \*Charts may not add up to 100 due to rounding.

Q – Are you aware or not aware that the estimated cost to complete the Trans Mountain expansion, according to Trans Mountain Corporation itself, has increased from \$7.4 billion to \$30.9 billion since Canada bought it in 2018?

Source: Nanos Research, RDD dual frame hybrid telephone and online random survey, October 1<sup>st</sup> and 4<sup>th</sup>, 2023, n=1058, accurate 3.0 percentage points plus or minus, 19 times out of 20.



# Who should be the most responsible for funding the Trans Mountain expansion

Q – Who do you think should be most responsible for funding the Trans Mountain Expansion project [RANDOMIZE THE THREE] Mostly government/taxpayers, mostly oil companies, or both government/taxpayers and oil companies?



■ Mostly government/taxpayers ■ Mostly oil companies ■ Both government/taxpayers and oil companies ■ Unsure

\*Weighted to the true population proportion.  
\*Charts may not add up to 100 due to rounding.

## 6 in 10 Canadians

say oil companies should be mostly responsible for funding the Trans Mountain Expansion project. Residents of Quebec are more likely to say this than residents of the prairies.

Source: Nanos Research, RDD dual frame hybrid telephone and online random survey, October 1<sup>st</sup> and 4<sup>th</sup>, 2023, n=1058, accurate 3.0 percentage points plus or minus, 19 times out of 20.

# Who should be the most responsible for funding the Trans Mountain expansion – By demographics

Q – Who do you think should be most responsible for funding the Trans Mountain Expansion project [RANDOMIZE THE THREE] Mostly government/taxpayers, mostly oil companies, or both government/taxpayers and oil companies?

Mostly government/taxpayers				
Atlantic (n=100)	Quebec (n=226)	Ontario (n=362)	Prairies (n=212)	BC (n=158)
<b>1.2%</b>	<b>2.2%</b>	<b>4.1%</b>	<b>3.1%</b>	<b>3.1%</b>
Men (n=572)	Women (n=485)	18 to 34 (n=177)	35 to 54 (n=407)	55 plus (n=474)
<b>4.1%</b>	<b>2.2%</b>	<b>6.5%</b>	<b>1.2%</b>	<b>2.4%</b>
Mostly oil companies				
Atlantic (n=100)	Quebec (n=226)	Ontario (n=362)	Prairies (n=212)	BC (n=158)
<b>59.9%</b>	<b>69.6%</b>	<b>56.2%</b>	<b>55.8%</b>	<b>59.8%</b>
Men (n=572)	Women (n=485)	18 to 34 (n=177)	35 to 54 (n=407)	55 plus (n=474)
<b>57.1%</b>	<b>62.7%</b>	<b>61.2%</b>	<b>65.1%</b>	<b>55.2%</b>

Source: Nanos Research, RDD dual frame hybrid telephone and online random survey, October 1<sup>st</sup> and 4<sup>th</sup>, 2023, n=1058, accurate 3.0 percentage points plus or minus, 19 times out of 20.



**WEST COAST**  
Environmental Law



# Who should be the most responsible for funding the Trans Mountain expansion – By demographics continued

Q – Who do you think should be most responsible for funding the Trans Mountain Expansion project [RANDOMIZE THE THREE] Mostly government/taxpayers, mostly oil companies, or both government/taxpayers and oil companies?

## Both government/taxpayers and oil companies

Atlantic (n=100)	Quebec (n=226)	Ontario (n=362)	Prairies (n=212)	BC (n=158)
<b>30.0%</b>	<b>24.3%</b>	<b>34.2%</b>	<b>36.1%</b>	<b>34.0%</b>
Men (n=572)	Women (n=485)	18 to 34 (n=177)	35 to 54 (n=407)	55 plus (n=474)
<b>35.1%</b>	<b>28.9%</b>	<b>26.0%</b>	<b>27.1%</b>	<b>39.5%</b>

## Unsure

Atlantic (n=100)	Quebec (n=226)	Ontario (n=362)	Prairies (n=212)	BC (n=158)
<b>9.0%</b>	<b>3.9%</b>	<b>5.6%</b>	<b>5.0%</b>	<b>3.1%</b>
Men (n=572)	Women (n=485)	18 to 34 (n=177)	35 to 54 (n=407)	55 plus (n=474)
<b>3.7%</b>	<b>6.2%</b>	<b>6.4%</b>	<b>6.5%</b>	<b>2.9%</b>

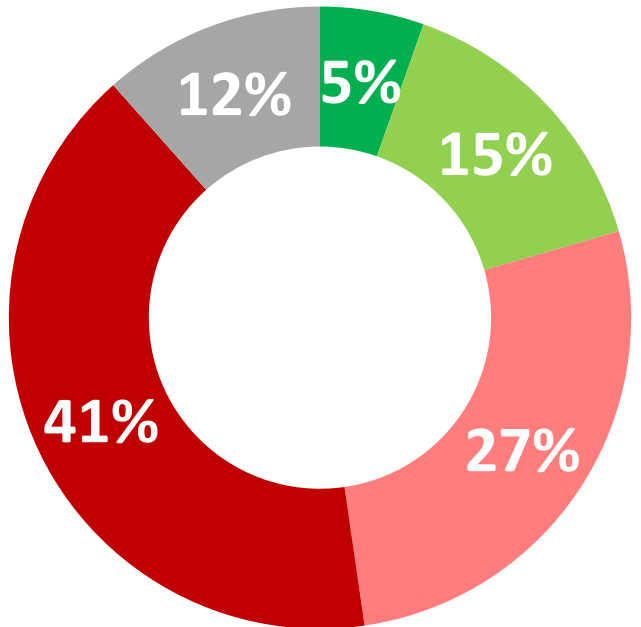
Source: Nanos Research, RDD dual frame hybrid telephone and online random survey, October 1<sup>st</sup> and 4<sup>th</sup>, 2023, n=1058, accurate 3.0 percentage points plus or minus, 19 times out of 20.



**WEST COAST**  
Environmental Law







■ Support                      ■ Somewhat support  
■ Somewhat oppose       ■ Oppose  
■ Unsure

# Support for writing off Trans Mountain debt

	Atlantic (n=100)	Quebec (n=226)	Ontario (n=362)	Prairies (n=212)	BC (n=158)
<b>Support/Somewhat support</b>	16.1%	15.2%	20.1%	28.1%	23.0%
	Men (n=572)	Women (n=485)	18 to 34 (n=177)	35 to 54 (n=407)	55 plus (n=474)
	24.6%	16.7%	17.2%	14.8%	27.2%
<b>Oppose/Somewhat oppose</b>	69.9%	76.2%	66.4%	61.2%	65.8%
	Men (n=572)	Women (n=485)	18 to 34 (n=177)	35 to 54 (n=407)	55 plus (n=474)
	66.6%	69.1%	68.7%	71.4%	64.6%

\*Weighted to the true population proportion.  
 \*Charts may not add up to 100 due to rounding.

Q – Do you support, somewhat support, somewhat oppose or oppose the federal government writing off \$15-20 billion of Trans Mountain’s debt owed back to Canadians in order to keep the expansion project afloat?

Source: Nanos Research, RDD dual frame hybrid telephone and online random survey, October 1<sup>st</sup> and 4<sup>th</sup>, 2023, n=1058, accurate 3.0 percentage points plus or minus, 19 times out of 20.



# Percentage of the Trans Mountain Expansion cost taxpayers should be responsible for subsidizing

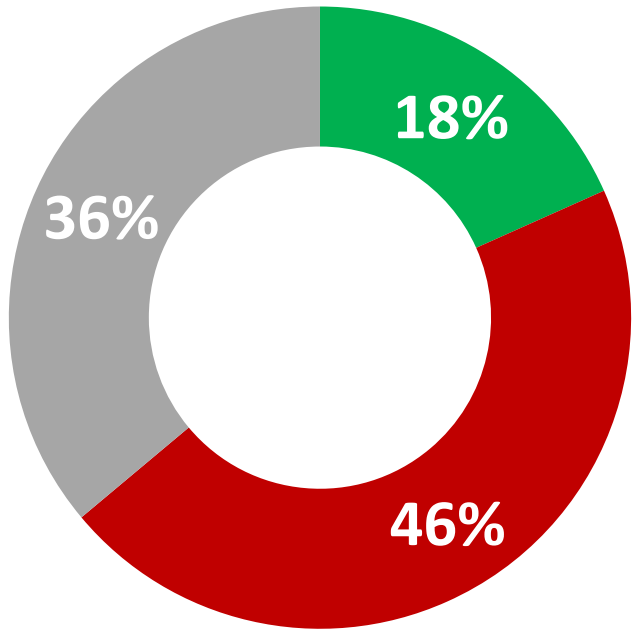
Q – What percentage of the total cost of the Trans Mountain Expansion project do you believe taxpayers should be responsible for subsidizing? \_\_\_% or Unsure

	Frequency (n=1058)
<b>Mean</b>	<b>16.0</b>
<b>Median</b>	<b>10.0</b>
Zero	23.1%
50 per cent	5.3%
20 per cent	4.8%
10 per cent	4.4%
30 per cent	3.5%
Unsure	46.6%

## TOP RESPONSES

Source: Nanos Research, RDD dual frame hybrid telephone and online random survey, October 1<sup>st</sup> and 4<sup>th</sup>, 2023, n=1058, accurate 3.0 percentage points plus or minus, 19 times out of 20.

# Federal government heading in the right or wrong direction



■ Right direction ■ Wrong direction ■ Unsure

	Atlantic (n=100)	Quebec (n=226)	Ontario (n=362)	Prairies (n=212)	BC (n=158)
Right direction	15.7%	13.1%	17.2%	21.7%	27.3%
	Men (n=572)	Women (n=485)	18 to 34 (n=177)	35 to 54 (n=407)	55 plus (n=474)
Wrong direction	24.0%	12.9%	11.8%	14.6%	25.5%
	Men (n=572)	Women (n=485)	18 to 34 (n=177)	35 to 54 (n=407)	55 plus (n=474)
	46.4%	44.7%	51.7%	47.1%	40.4%

\*Weighted to the true population proportion.  
 \*Charts may not add up to 100 due to rounding.

Q – Would you say the federal government is heading in the right direction or the wrong direction with Trans Mountain Expansion project in general?

Source: Nanos Research, RDD dual frame hybrid telephone and online random survey, October 1<sup>st</sup> and 4<sup>th</sup>, 2023, n=1058, accurate 3.0 percentage points plus or minus, 19 times out of 20.



Nanos conducted an RDD dual frame (land- and cell-lines) hybrid telephone and online random survey of 1,058 Canadians, 18 years of age or older, between October 1<sup>st</sup> and 4<sup>th</sup>, 2023 as part of an omnibus survey. Participants were randomly recruited by telephone using live agents and administered a survey online. The results were statistically checked and weighted by age and gender using the latest Census information and the sample is geographically stratified to be representative of Canada.

Individuals were randomly called using random digit dialling with a maximum of five call backs.

The margin of error for a random survey of 1,058 Canadians is  $\pm 3.0$  percentage points, 19 times out of 20.

The research was commissioned by West Coast Environmental Law and was conducted by Nanos Research.

Note: Charts may not add up to 100 due to rounding.



Element	Description	Element	Description
Research sponsor	West Coast Environmental Law	Weighting of Data	The results were weighted by age and gender using the latest Census information (2021) and the sample is geographically stratified to ensure a distribution across all regions of Canada. See tables for full weighting disclosure.
Population and Final Sample Size	1,058 Randomly selected individuals.	Screening	Screening ensured potential respondents did not work in the market research industry, in the advertising industry, in the media or a political party prior to administering the survey to ensure the integrity of the data.
Source of Sample	Nanos Probability Panel	Excluded Demographics	Individuals younger than 18 years old; individuals without land or cell lines, and individuals without internet access could not participate.
Type of Sample	Probability	Stratification	By age and gender using the latest Census information (2021) and the sample is geographically stratified to be representative of Canada. Smaller areas such as Atlantic Canada were marginally oversampled to allow for a minimum regional sample.
Margin of Error	±3.0 percentage points, 19 times out of 20.	Estimated Response Rate	Thirteen percent, consistent with industry norms.
Mode of Survey	RDD dual frame (land- and cell-lines) hybrid telephone and online omnibus survey	Question Order	Question order in the preceding report reflects the order in which they appeared in the original questionnaire.
Sampling Method Base	The sample included both land- and cell-lines RDD (Random Digit Dialed) across Canada.	Question Content	Topics on the omnibus ahead of the survey content included: views on political issues, views on economic issues, relations with India, the House of Commons honouring a WWII veteran who fought for the Nazis, financial aid to Ukraine, the federal party they trust most on economic issues, affordable housing, views on grocery store price increases, feelings towards the federal government, and seizing assets of Russian and Iranian governments to help victims of human rights violations.
Demographics (Captured)	Atlantic Canada, Quebec, Ontario, Prairies, British Columbia; Men and Women; 18 years and older. Six-digit postal code was used to validate geography.	Question Wording	The questions in the preceding report are written exactly as they were asked to individuals.
Fieldwork/Validation	Individuals were recruited using live interviews with live supervision to validate work, the research questions were administered online	Research/Data Collection Supplier	Nanos Research
Number of Calls	Maximum of five call backs to those recruited.	Contact	Contact Nanos Research for more information or with any concerns or questions. <a href="http://www.nanos.co">http://www.nanos.co</a> Telephone:(613) 234-4666 ext. 237 Email: info@nanosresearch.com.
Time of Calls	Individuals recruited were called between 12-5:30 pm and 6:30-9:30pm local time for the respondent.		
Field Dates	October 1 <sup>st</sup> to 4 <sup>th</sup> , 2023.		
Language of Survey	The survey was conducted in both English and French.		
Standards	Nanos Research is a member of the Canadian Research Insights Council (CRIC) and confirms that this research fully complies with all CRIC Standards including the CRIC Public Opinion Research Standards and Disclosure Requirements. <a href="https://canadianresearchinsightscouncil.ca/standards/">https://canadianresearchinsightscouncil.ca/standards/</a>		



As one of North America's premier market and public opinion research firms, we put strategic intelligence into the hands of decision makers. The majority of our work is for private sector and public facing organizations and ranges from market studies, managing reputation through to leveraging data intelligence. Nanos Research offers a vertically integrated full service quantitative and qualitative research practice to attain the highest standards and the greatest control over the research process. [www.nanos.co](http://www.nanos.co)

nanos dimap analytika



This international joint venture between [dimap](http://www.dimap.com) and [Nanos](http://www.nanos.co) brings together top research and data experts from North American and Europe to deliver exceptional data intelligence to clients. The team offers data intelligence services ranging from demographic and sentiment microtargeting; consumer sentiment identification and decision conversion; and, data analytics and profiling for consumer persuasion. [www.nanosdimap.com](http://www.nanosdimap.com)

EthicStratēgies

Ethic Strategies was created by the founding partners of [PAA Advisory](http://www.paaadvisory.com) and the [Nanos Research Corporation](http://www.nanos.co), both recognized leaders in research, advocacy, and advisory. Ethic provides bespoke strategic counsel, advice, and communications strategies to organizations facing serious issues. [www.ethicstrategies.com](http://www.ethicstrategies.com)

# Any questions?

---



Nanos Research

(613) 234-4666, ext. 237

[ea@nanosresearch.com](mailto:ea@nanosresearch.com)

For more information on the firm, please visit [www.nanos.co](http://www.nanos.co)





**NANOS IS YOUR GO-TO HIGH-STAKES RESEARCH PARTNER.**

Delivering world-class solutions since 1987,  
we are the leader in high velocity data insights and visualization.

**Market | Consumer | Reputation | Policy | Insight**

For more information about our services, please visit us at:

[www.nanos.co](http://www.nanos.co)





# TABULATIONS



**2022-2462 – West Coast Environmental – September Omni – STAT SHEET**

As you might know, the Trans Mountain Expansion project involves building a new pipeline along an existing pipeline from Edmonton, Alberta, to a terminal and refinery in Burnaby, British Columbia. The project is currently owned by the Trans Mountain Corporation, a federal Crown corporation, after it was purchased from Kinder Morgan Canada Inc. by the federal government in 2018.

			Region						Gender			Age		
			Canada	Atlantic	Quebec	Ontario	Prairies	British Columbia	Male	Female	Other	18 to 34	35 to 54	55 plus
			2023-10											
Question - Are you aware or not aware that the estimated cost to complete the Trans Mountain expansion, according to Trans Mountain Corporation itself, has increased from \$7.4 billion to \$30.9 billion since Canada bought it in 2018?	Total	Unwgt N	1058	100	226	362	212	158	572	485	1	177	407	474
		Wgt N	1001	68	231	388	175	139	490	510	1	267	323	411
	Aware	%	38.2	30.7	23.4	30.6	61.0	59.2	46.6	30.3		25.8	37.5	46.8
	Not aware	%	61.8	69.3	76.6	69.4	39.0	40.8	53.4	69.7		74.2	62.5	53.2

			Region						Gender			Age		
			Canada	Atlantic	Quebec	Ontario	Prairies	British Columbia	Male	Female	Other	18 to 34	35 to 54	55 plus
			2023-10											
Question - Who do you think should be most responsible for funding the Trans Mountain Expansion project?	Total	Unwgt N	1058	100	226	362	212	158	572	485	1	177	407	474
		Wgt N	1001	68	231	388	175	139	490	510	1	267	323	411
	Mostly government/taxpayers	%	3.1	1.2	2.2	4.1	3.1	3.1	4.1	2.2		6.5	1.2	2.4
	Mostly oil companies	%	60.0	59.9	69.6	56.2	55.8	59.8	57.1	62.7		61.2	65.1	55.2
	Both government/taxpayers and oil companies	%	31.9	30.0	24.3	34.2	36.1	34.0	35.1	28.9		26.0	27.1	39.5
	Unsure	%	5.0	9.0	3.9	5.6	5.0	3.1	3.7	6.2		6.4	6.5	2.9

			Region						Gender			Age		
			Canada	Atlantic	Quebec	Ontario	Prairies	British Columbia	Male	Female	Other	18 to 34	35 to 54	55 plus
			2023-10											
Question - Do you support, somewhat support, somewhat oppose or oppose the federal government writing off \$15-20 billion of Trans Mountain's debt owed back to Canadians in order to keep the expansion project afloat?	Total	Unwgt N	1058	100	226	362	212	158	572	485	1	177	407	474
		Wgt N	1001	68	231	388	175	139	490	510	1	267	323	411
	Support	%	5.4	1.8	5.5	4.4	9.6	4.4	7.5	3.4		6.2	4.2	5.8
	Somewhat support	%	15.1	14.2	9.7	15.7	18.5	18.6	17.0	13.3		11.0	10.5	21.4
	Somewhat oppose	%	27.2	25.9	32.5	26.3	26.3	22.7	26.0	28.4		23.4	29.1	28.2
	Oppose	%	40.7	44.0	43.7	40.1	34.9	43.1	40.7	40.7		45.3	42.4	36.5
	Unsure	%	11.6	14.0	8.6	13.5	10.7	11.2	8.8	14.2		14.1	13.8	8.2

Nanos conducted an RDD dual frame (land- and cell- lines) hybrid telephone and online random survey of 1,058 Canadians, 18 years of age or older, between October 1<sup>st</sup> and October 4<sup>th</sup>, 2023. The margin of error this survey is ±3.0 percentage points, 19 times out of 20.



2022-2462 – West Coast Environmental – September Omni – STAT SHEET

		Region							Gender			Age		
		Canada 2023-10	Atlantic	Quebec	Ontario	Prairies	British Columbia	Male	Female	Other	18 to 34	35 to 54	55 plus	
Question - What percentage of the total cost of the Trans Mountain Expansion project do you believe taxpayers should be responsible for subsidizing?	Total	Unwgt N	1058	100	226	362	212	158	572	485	1	177	407	474
		Wgt N	1001	68	231	388	175	139	490	510	1	267	323	411
		Mean	16.0	12.7	12.2	16.7	20.0	17.8	18.3	13.0		10.2	15.5	20.4
		Median	10.0	10.0	1.0	10.0	15.0	10.0	10.0	5.0		0.0	5.0	20.0
	0	%	23.1	25.8	29.6	20.2	16.0	27.9	26.2	20.0		28.4	27.0	16.6
	1	%	0.5	0.0	1.5	0.0	1.0	0.0	0.6	0.4		1.3	0.3	0.2
	2	%	0.2	0.0	0.0	0.0	0.6	0.6	0.0	0.4		0.0	0.3	0.2
	5	%	1.8	0.0	1.3	1.5	4.0	1.9	1.5	2.1		1.7	2.8	1.2
	8	%	0.1	0.0	0.6	0.0	0.0	0.0	0.0	0.3		0.0	0.0	0.3
	10	%	4.4	7.5	5.9	3.4	3.9	3.4	4.9	3.9		4.4	4.3	4.4
	15	%	1.7	0.0	2.1	1.7	0.8	2.9	1.5	1.9		1.9	2.3	1.2
	18	%	0.1	0.0	0.3	0.0	0.0	0.0	0.2	0.0		0.0	0.0	0.2
	20	%	4.8	5.4	6.5	3.5	3.7	7.1	5.0	4.7		4.4	6.0	4.2
	25	%	4.3	6.9	2.3	5.1	5.2	3.3	4.8	3.9		3.1	3.9	5.5
	30	%	3.5	4.2	2.9	3.0	4.6	3.9	3.8	3.2		3.1	4.8	2.7
	33	%	0.5	0.0	1.6	0.0	1.0	0.0	0.8	0.3		0.0	0.2	1.2
	35	%	0.4	0.0	0.3	0.5	0.0	0.7	0.2	0.6		0.8	0.0	0.4
	40	%	1.1	1.2	0.7	1.4	1.7	0.4	2.0	0.3		0.0	1.2	1.8
	50	%	5.3	3.1	3.6	4.5	8.6	7.3	7.9	2.9		2.3	5.2	7.3
	51	%	0.2	0.0	0.3	0.2	0.0	0.0	0.3	0.0		0.0	0.3	0.2
60	%	0.1	0.0	0.0	0.2	0.0	0.4	0.3	0.0		0.0	0.0	0.3	
70	%	0.2	0.0	0.0	0.5	0.0	0.4	0.5	0.0		0.7	0.0	0.1	
75	%	0.0	0.0	0.0	0.0	0.0	0.4	0.1	0.0		0.0	0.0	0.1	
80	%	0.2	0.0	0.4	0.0	0.0	0.9	0.3	0.2		0.0	0.7	0.0	
100	%	0.7	0.0	0.3	0.6	0.9	1.4	1.2	0.2		0.0	1.0	0.8	
	Unsure	%	46.6	45.9	39.8	53.6	48.0	37.3	38.1	55.0		48.0	39.9	51.1

		Region							Gender			Age		
		Canada 2023-10	Atlantic	Quebec	Ontario	Prairies	British Columbia	Male	Female	Other	18 to 34	35 to 54	55 plus	
Question - Would you say the federal government is heading in the right direction or the wrong direction with Trans Mountain Expansion project in general?	Total	Unwgt N	1058	100	226	362	212	158	572	485	1	177	407	474
		Wgt N	1001	68	231	388	175	139	490	510	1	267	323	411
	Right direction	%	18.3	15.7	13.1	17.2	21.7	27.3	24.0	12.9		11.8	14.6	25.5
	Wrong direction	%	45.6	44.8	49.0	43.7	41.0	51.3	46.4	44.7		51.7	47.1	40.4
	Unsure	%	36.1	39.5	37.9	39.1	37.3	21.4	29.6	42.4		36.5	38.3	34.1

Nanos conducted an RDD dual frame (land- and cell- lines) hybrid telephone and online random survey of 1,058 Canadians, 18 years of age or older, between October 1<sup>st</sup> and October 4<sup>th</sup>, 2023. The margin of error this survey is ±3.0 percentage points, 19 times out of 20.