


A majority of Canadians believe or somewhat believe Prime Minister Trudeau's statement about intelligence that ties India to killing of Canadian citizen – Decreasing tensions and engaging in diplomatic talks is preferred path forward.



Nanos was retained by CTV News to conduct research among Canadians to gauge their views on India-Canada relations, more particularly their belief in Prime Minister Trudeau when he says the government has received intelligence that ties India to the killing of Canadian citizen and a preferred path forward for Canada-India relations.

Nanos conducted an RDD dual frame (land- and cell-lines) hybrid telephone and online random survey of 1,058 Canadians, 18 years of age or older, between October 1<sup>st</sup> to 4<sup>th</sup>, 2023, as part of an omnibus survey. The margin of error for this survey is  $\pm 3.0$  percentage points, 19 times out of 20.

This study was commissioned by CTV News and the research was conducted by Nanos Research.

# Key Findings



**Three quarters of Canadians report that they believe or somewhat believe Trudeau’s statement that he obtained intelligence that implicates India in recent killing of Canadian citizen**

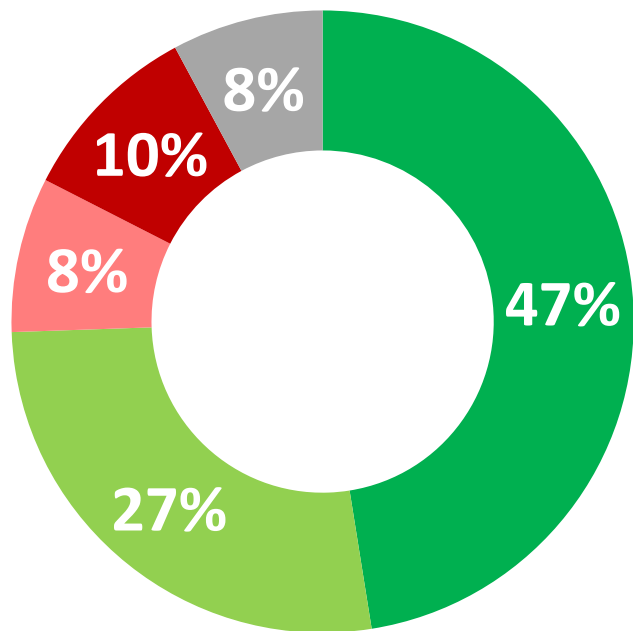
A majority of Canadians say they believe (47%) or somewhat believe (27%) Prime Minister Trudeau when he says the government has obtained intelligence that indicates India may be behind the killing of this Canadian citizen on Canadian soil. Nearly one in five say they do not (10%) or somewhat do not believe (eight per cent) Prime Minister Trudeau. Older Canadians (55 plus, 79%) are more likely to believe or somewhat believe Prime Minister Trudeau’s statement than younger Canadians (18-34, 69%).

**Canadians are most likely to want Canada to decrease tensions with India and engage in diplomatic talks**

Asked what they believe to be the best path forward for Canada and India, most Canadians say they would prefer for Canada to decrease tensions with India and engage in diplomatic talks about the murder (57%). About one in four prefer that Canada increase tensions with India by further investigating the allegations that India was potentially behind the murder (26%). One in ten (11%) want Canada to be patient and do nothing in the short term. Residents of Quebec (65%) are more likely to prefer decreasing tensions than residents of BC (50%).



# Belief in Prime Minister Trudeau about intelligence that ties India to killing of Canadian citizen



- Believe
- Somewhat believe
- Somewhat not believe
- Not believe
- Unsure

## 3 in 4 Canadians

Believe or somewhat believe Prime Minister Trudeau when he says the government has obtained intelligence that indicates India may be behind the killing of this Canadian citizen on Canadian soil.

\*Weighted to the true population proportion.  
 \*Charts may not add up to 100 due to rounding.

Q – As you may know, on June 18<sup>th</sup> this past summer, a Canadian citizen who was a Sikh leader was killed in British Columbia. Do you believe, somewhat believe, somewhat not believe or not believe Prime Minister Trudeau when he says the government has obtained intelligence that indicates India may be behind the killing of this Canadian citizen on Canadian soil?

Source: Nanos Research, RDD dual frame hybrid telephone and online random survey, October 1<sup>st</sup> to 4<sup>th</sup>, 2023, n=1058, accurate 3.0 percentage points plus or minus, 19 times out of 20.

## Belief in Prime Minister Trudeau about intelligence that ties India to killing of Canadian citizen – By demographics

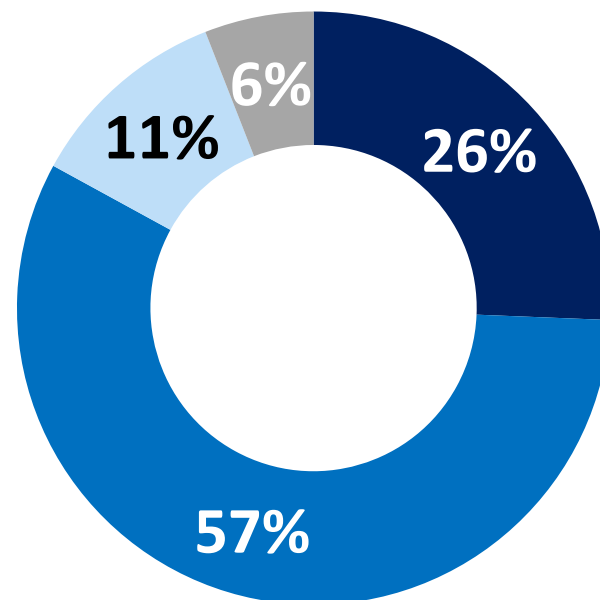
Q – As you may know, on June 18<sup>th</sup> this past summer, a Canadian citizen who was a Sikh leader was killed in British Columbia. Do you believe, somewhat believe, somewhat not believe or not believe Prime Minister Trudeau when he says the government has obtained intelligence that indicates India may be behind the killing of this Canadian citizen on Canadian soil?

Believe/somewhat believe				
Atlantic (n=100)	Quebec (n=226)	Ontario (n=362)	Prairies (n=212)	BC (n=158)
<b>77.8%</b>	<b>77.1%</b>	<b>74.8%</b>	<b>66.0%</b>	<b>78.2%</b>
Men (n=572)	Women (n=485)	18 to 34 (n=177)	35 to 54 (n=407)	55 plus (n=474)
<b>74.4%</b>	<b>74.5%</b>	<b>68.7%</b>	<b>73.4%</b>	<b>79.0%</b>
Not believe/somewhat not believe				
Atlantic (n=100)	Quebec (n=226)	Ontario (n=362)	Prairies (n=212)	BC (n=158)
<b>11.5%</b>	<b>14.8%</b>	<b>17.9%</b>	<b>23.9%</b>	<b>16.9%</b>
Men (n=572)	Women (n=485)	18 to 34 (n=177)	35 to 54 (n=407)	55 plus (n=474)
<b>19.0%</b>	<b>16.5%</b>	<b>20.4%</b>	<b>17.4%</b>	<b>16.1%</b>

Source: Nanos Research, RDD dual frame hybrid telephone and online random survey, October 1<sup>st</sup> to 4<sup>th</sup>, 2023, n=1058, accurate 3.0 percentage points plus or minus, 19 times out of 20.

# Path forward for Canada-India relations

Q – What do you think is the best path forward for Canada when it comes to diplomatic relations with India: [RANDOMIZE]



- For Canada to increase tensions with India by further investigating the allegations that India was potentially behind murder of a Canadian citizen on Canadian soil
- For Canada to decrease tensions with India and engage in diplomatic talks about the murder
- For Canada to be patient and do nothing in the short term
- Unsure

\*Weighted to the true population proportion.

\*Charts may not add up to 100 due to rounding.

Source: Nanos Research, RDD dual frame hybrid telephone and online random survey, October 1<sup>st</sup> to 4<sup>th</sup>, 2023, n=1058, accurate 3.0 percentage points plus or minus, 19 times out of 20.



# Path forward for Canada-India relations – By demographics

Q – What do you think is the best path forward for Canada when it comes to diplomatic relations with India: [RANDOMIZE]

Further investigate the allegations				
Atlantic (n=100)	Quebec (n=226)	Ontario (n=362)	Prairies (n=212)	BC (n=158)
<b>26.3%</b>	<b>17.2%</b>	<b>28.7%</b>	<b>23.8%</b>	<b>33.3%</b>
Men (n=572)	Women (n=485)	18 to 34 (n=177)	35 to 54 (n=407)	55 plus (n=474)
<b>27.9%</b>	<b>23.5%</b>	<b>28.6%</b>	<b>29.7%</b>	<b>20.5%</b>
Engage in diplomatic talks				
Atlantic (n=100)	Quebec (n=226)	Ontario (n=362)	Prairies (n=212)	BC (n=158)
<b>58.8%</b>	<b>65.0%</b>	<b>53.7%</b>	<b>60.2%</b>	<b>50.3%</b>
Men (n=572)	Women (n=485)	18 to 34 (n=177)	35 to 54 (n=407)	55 plus (n=474)
<b>57.7%</b>	<b>56.9%</b>	<b>49.7%</b>	<b>55.3%</b>	<b>63.8%</b>

Source: Nanos Research, RDD dual frame hybrid telephone and online random survey, October 1<sup>st</sup> to 4<sup>th</sup>, 2023, n=1058, accurate 3.0 percentage points plus or minus, 19 times out of 20.

# Path forward for Canada-India relations – By demographics cont'd

Q – What do you think is the best path forward for Canada when it comes to diplomatic relations with India: [RANDOMIZE]

Do nothing				
Atlantic (n=100)	Quebec (n=226)	Ontario (n=362)	Prairies (n=212)	BC (n=158)
<b>6.0%</b>	<b>12.4%</b>	<b>12.8%</b>	<b>9.3%</b>	<b>8.8%</b>
Men (n=572)	Women (n=485)	18 to 34 (n=177)	35 to 54 (n=407)	55 plus (n=474)
<b>11.5%</b>	<b>10.7%</b>	<b>11.2%</b>	<b>9.6%</b>	<b>12.2%</b>
Unsure				
Atlantic (n=100)	Quebec (n=226)	Ontario (n=362)	Prairies (n=212)	BC (n=158)
<b>9.0%</b>	<b>5.3%</b>	<b>4.8%</b>	<b>6.7%</b>	<b>7.6%</b>
Men (n=572)	Women (n=485)	18 to 34 (n=177)	35 to 54 (n=407)	55 plus (n=474)
<b>2.9%</b>	<b>8.9%</b>	<b>10.5%</b>	<b>5.3%</b>	<b>3.5%</b>

Source: Nanos Research, RDD dual frame hybrid telephone and online random survey, October 1<sup>st</sup> to 4<sup>th</sup>, 2023, n=1058, accurate 3.0 percentage points plus or minus, 19 times out of 20.



Nanos conducted an RDD dual frame (land- and cell-lines) hybrid telephone and online random survey of 1,058 Canadians, 18 years of age or older, between October 1<sup>st</sup> to 4<sup>th</sup>, 2023 as part of an omnibus survey. Participants were randomly recruited by telephone using live agents and administered a survey online. The sample included both land- and cell-lines across Canada. The results were statistically checked and weighted by age and gender using the latest Census information and the sample is geographically stratified to be representative of Canada.

Individuals randomly called using random digit dialling with a maximum of five call backs.

The margin of error for this survey is  $\pm 3.0$  percentage points, 19 times out of 20.

This study was commissioned by CTV News and the research was conducted by Nanos Research.

Note: Charts may not add up to 100 due to rounding.



Element	Description	Element	Description
Research sponsor	CTV News	Weighting of Data	The results were weighted by age and gender using the latest Census information (2021) and the sample is geographically stratified to ensure a distribution across all regions of Canada. See tables for full weighting disclosure
Population and Final Sample Size	1058 Randomly selected individuals.	Screening	Screening ensured potential respondents did not work in the market research industry, in the advertising industry, in the media or a political party prior to administering the survey to ensure the integrity of the data.
Source of Sample	Nanos Probability Panel	Excluded Demographics	Individuals younger than 18 years old; individuals without land or cell lines, and individuals without internet access could not participate.
Type of Sample	Probability	Stratification	By age and gender using the latest Census information (2021) and the sample is geographically stratified to be representative of Canada. Smaller areas such as Atlantic Canada were marginally oversampled to allow for a minimum regional sample.
Margin of Error	±3.0 percentage points, 19 times out of 20.	Estimated Response Rate	13 percent, consistent with industry norms.
Mode of Survey	RDD dual frame (land- and cell-lines) hybrid telephone and online omnibus survey	Question Order	Question order in the preceding report reflects the order in which they appeared in the original questionnaire.
Sampling Method Base	The sample included both land- and cell-lines RDD (Random Digit Dialed) across Canada.	Question Content	Topics on the omnibus ahead of the survey content included: views on political issues, views on economic issues.
Demographics (Captured)	Atlantic Canada, Quebec, Ontario, Prairies, British Columbia; Men and Women; 18 years and older. Six-digit postal code was used to validate geography.	Question Wording	The questions in the preceding report are written exactly as they were asked to individuals.
Fieldwork/Validation	Individuals were recruited using live interviews with live supervision to validate work, the research questions were administered online	Research/Data Collection Supplier	Nanos Research
Number of Calls	Maximum of five call backs to those recruited.	Contact	Contact Nanos Research for more information or with any concerns or questions. <a href="http://www.nanos.co">http://www.nanos.co</a> Telephone:(613) 234-4666 ext. 237 Email: info@nanosresearch.com.
Time of Calls	Individuals recruited were called between 12-5:30 pm and 6:30-9:30pm local time for the respondent.		
Field Dates	October 1 <sup>st</sup> to 4 <sup>th</sup> , 2023.		
Language of Survey	The survey was conducted in both English and French.		
Standards	Nanos Research is a member of the Canadian Research Insights Council (CRIC) and confirms that this research fully complies with all CRIC Standards including the CRIC Public Opinion Research Standards and Disclosure Requirements. <a href="https://canadianresearchinsightscouncil.ca/standards/">https://canadianresearchinsightscouncil.ca/standards/</a>		



As one of North America's premier market and public opinion research firms, we put strategic intelligence into the hands of decision makers. The majority of our work is for private sector and public facing organizations and ranges from market studies, managing reputation through to leveraging data intelligence. Nanos Research offers a vertically integrated full service quantitative and qualitative research practice to attain the highest standards and the greatest control over the research process. [www.nanos.co](http://www.nanos.co)

nanos dimap analytika



This international joint venture between [dimap](http://www.dimap.com) and [Nanos](http://www.nanos.co) brings together top research and data experts from North American and Europe to deliver exceptional data intelligence to clients. The team offers data intelligence services ranging from demographic and sentiment microtargeting; consumer sentiment identification and decision conversion; and, data analytics and profiling for consumer persuasion. [www.nanosdimap.com](http://www.nanosdimap.com)

EthicStratēgies

Ethic Strategies was created by the founding partners of [PAA Advisory](http://www.paaadvisory.com) and the [Nanos Research Corporation](http://www.nanos.co), both recognized leaders in research, advocacy, and advisory. Ethic provides bespoke strategic counsel, advice, and communications strategies to organizations facing serious issues. [www.ethicstrategies.com](http://www.ethicstrategies.com)

# Any questions?

---



Nanos Research

(613) 234-4666, ext. 237

[ea@nanosresearch.com](mailto:ea@nanosresearch.com)

For more information on the firm, please visit [www.nanos.co](http://www.nanos.co)







**NANOS IS YOUR GO-TO HIGH-STAKES RESEARCH PARTNER.**

Delivering world-class solutions since 1987,  
we are the leader in high velocity data insights and visualization.

**Market | Consumer | Reputation | Policy | Insight**

For more information about our services, please visit us at:

[www.nanos.co](http://www.nanos.co)



# TABULATIONS

2023-2459 – CTV/Nanos Survey – September Omni - STAT SHEET - India

		Region							Gender			Age		
		Canada 2023-10	Atlantic	Quebec	Ontario	Prairies	British Columbia	Male	Female	Other	18 to 34	35 to 54	55 plus	
Question - As you may know, on June 18 <sup>th</sup> this past summer, a Canadian citizen who was a Sikh leader was killed in British Columbia. Do you believe, somewhat believe, somewhat not believe or not believe Prime Minister Trudeau when he says the government has obtained intelligence that indicates India may be behind the killing of this Canadian citizen on Canadian soil?	Total	Unwgt N	1058	100	226	362	212	158	572	485	1	177	407	474
		Wgt N	1001	68	231	388	175	139	490	510	1	267	323	411
	Believe	%	47.5	52.7	41.5	50.7	41.6	53.3	48.2	46.7		44.4	48.1	49.0
	Somewhat believe	%	27.0	25.1	35.6	24.1	24.3	24.9	26.2	27.8		24.3	25.3	30.0
	Somewhat not believe	%	8.1	4.9	9.4	8.2	8.1	6.8	7.5	8.6		11.0	5.8	7.9
	Not believe	%	9.6	6.7	5.4	9.7	15.8	10.1	11.5	7.8		9.4	11.7	8.2
	Unsure	%	7.9	10.7	8.1	7.3	10.1	4.9	6.7	9.0		10.9	9.2	4.9

		Region							Gender			Age		
		Canada 2023-10	Atlantic	Quebec	Ontario	Prairies	British Columbia	Male	Female	Other	18 to 34	35 to 54	55 plus	
Question - What do you think is the best path forward for Canada when it comes to diplomatic relations with India: [RANDOMIZE]	Total	Unwgt N	1058	100	226	362	212	158	572	485	1	177	407	474
		Wgt N	1001	68	231	388	175	139	490	510	1	267	323	411
	For Canada to increase tensions with India by further investigating the allegations that India was potentially behind the murder of a Canadian citizen on Canadian soil	%	25.6	26.3	17.2	28.7	23.8	33.3	27.9	23.5		28.6	29.7	20.5
	For Canada to decrease tensions with India and engage in diplomatic talks about the murder	%	57.3	58.8	65.0	53.7	60.2	50.3	57.7	56.9		49.7	55.3	63.8
	For Canada to be patient and do nothing in the short term	%	11.1	6.0	12.4	12.8	9.3	8.8	11.5	10.7		11.2	9.6	12.2
	Unsure	%	5.9	9.0	5.3	4.8	6.7	7.6	2.9	8.9		10.5	5.3	3.5

Nanos conducted an RDD dual frame (land- and cell- lines) hybrid telephone and online random survey of 1,058 Canadians, 18 years of age or older, between October 1<sup>st</sup> and 4<sup>th</sup>, 2023. The margin of error for this survey is ±3.0 percentage points, 19 times out of 20. \*Columns under 30 have been shaded.