

Canadians twice as likely to support formal inquiry over public hearings on foreign interference; there is very strong support for a government registry of people with ties to foreign states.

The research gauged the opinions and views of Canadians on allegations of foreign interference in Canadian elections and the recent report by former Governor General David Johnston. Questions included their views on the level of threat of foreign interference in Canadian elections, on the disclosure of sensitive security information for Canadian Civil Servants, on the credibility of individuals' opinions on foreign interference in Canadians elections, the appropriate approach to addressing foreign interference, on the support for a Government Registry on disclosure of ties to foreign states and appropriate punishments for foreign interference in Canadian democracy.

Nanos conducted an RDD dual frame (land- and cell-lines) hybrid telephone and online random survey of 1,096 Canadians, 18 years of age or older, between May 31st to June 3rd, 2023 as part of an omnibus survey. The margin of error for this survey is ± 3.0 percentage points, 19 times out of 20.

This study was commissioned by CTV News and the Globe and Mail and the research was conducted by Nanos Research.

Key Findings

1

Canadians are over twice as likely to prefer a formal inquiry into foreign interference rather than public hearings

Nearly six in ten Canadians say they prefer that Canada have a formal public inquiry, headed by a judge with full subpoena powers, into foreign interference ([59%](#)), while one quarter say they would prefer public hearings to shine more light on the problem of foreign interference and the threat it poses ([25%](#)).

2

Canadians show strong support for a government registry of those with ties to foreign states

Nine in ten Canadians support ([72%](#)) or somewhat support ([19%](#)) having a government registry which would require people who act on behalf of a foreign state to advance its goals to disclose their ties to the government employing them.

3

A strong majority of Canadians say jail time is the most appropriate punishment for those found guilty of foreign interference

Nearly nine in ten Canadians ([86%](#)) say a criminal charge and jail time is the most appropriate punishment for those found guilty of foreign interference in Canada. Under one in ten said a fine and a warning would be most appropriate or were unsure ([seven per cent](#) each). Less than [one per cent](#) said nothing should be done.

4

Foreign interference is most frequently seen as a major threat to Canadian democracy

Ask what level of threat they believe foreign interference is to Canadian democracy, nearly six in ten say it is a major threat ([56%](#)), while one third view it as a minor threat ([33%](#)). Under one in twenty say it is not a threat ([four per cent](#)).

Key Findings - Continued

5

David Johnston scores highest in terms of credibility for sharing opinions on foreign interference

Canadians are more likely to say David Johnston is credible ([38%](#)) rather than not credible ([30%](#)) when it comes to expressing opinions on foreign interference while the opposite is true for Justin Trudeau ([46% not credible, 26% credible](#)) and Pierre Poilievre ([48% not credible, 26% credible](#)). Views are split when it comes to Jagmeet Singh ([32% credible, 31% not credible](#)).

6

Pierre Poilievre scores higher among men when it comes to his credibility on opinions on foreign interference

While women scored Justin Trudeau, Jagmeet Singh and David Johnston (mean of [4.4](#), [5.3](#) and [5.5](#) respectively) higher than men in terms of their credibility on sharing views on foreign interference (mean of [3.4](#), [4.4](#) and [4.8](#) respectively), men scored the credibility of Pierre Poilievre higher than women did on this issue (mean of [4.1](#) compared to [3.7](#)), respectively).

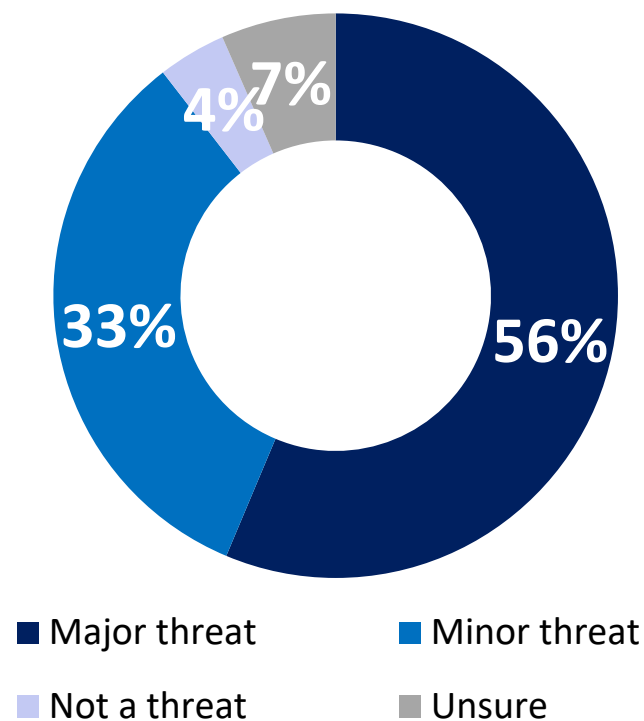
7

Canadians are more likely to say it is not acceptable for Canadian civil servants to give out sensitive security information on foreign interference to news organizations

Nearly six in ten Canadians say it is not acceptable ([42%](#)) or somewhat not acceptable ([12%](#)) for Canadian civil servants to publicly leak or give out sensitive security information on foreign interference to news organizations, while four in ten say it is acceptable ([18%](#)) or somewhat acceptable ([22%](#)).

Threat level of foreign interference in Canadian elections

Q – Would you say that foreign interference in Canadian elections is a major, minor, or not a threat to our democracy?



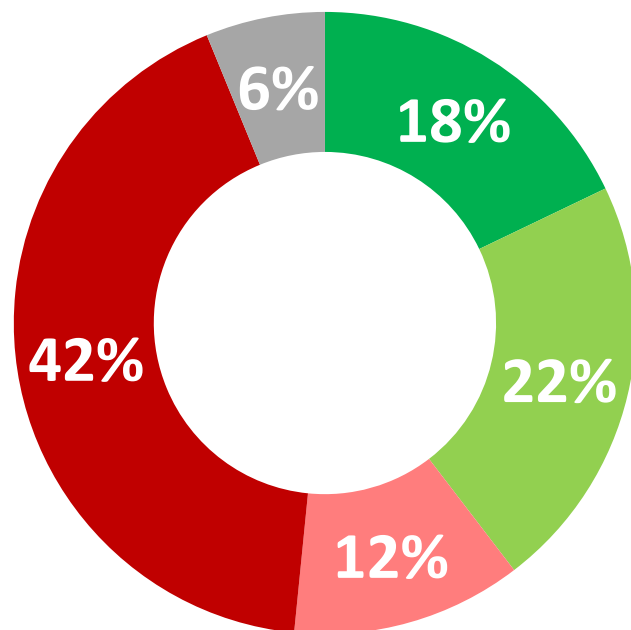
Major Threat	Atlantic (n=110)	Quebec (n=245)	Ontario (n=359)	Prairies (n=216)	BC (n=166)
	49.6%	59.9%	55.1%	61.1%	51.2%
Major Threat	Men (n=560)	Women (n=529)	18 to 34 (n=289)	35 to 54 (n=353)	55 plus (n=454)
	57.9%	55.2%	54.3%	61.0%	54.0%

*Weighted to the true population proportion.

*Charts may not add up to 100 due to rounding.

Source: Nanos Research, RDD dual frame hybrid telephone and online random survey, May 31st to June 3rd, 2023, n=1096, accurate 3.0 percentage points plus or minus, 19 times out of 20.

Views on disclosure of sensitive security information for Canadian civil servants



- Acceptable
- Somewhat acceptable
- Somewhat not acceptable
- Not acceptable
- Unsure

*Weighted to the true population proportion.
*Charts may not add up to 100 due to rounding.

Q – Is it acceptable, somewhat acceptable, somewhat not acceptable, or not acceptable for Canadian civil servants to publicly leak or give out sensitive security information on foreign interference to news organizations?

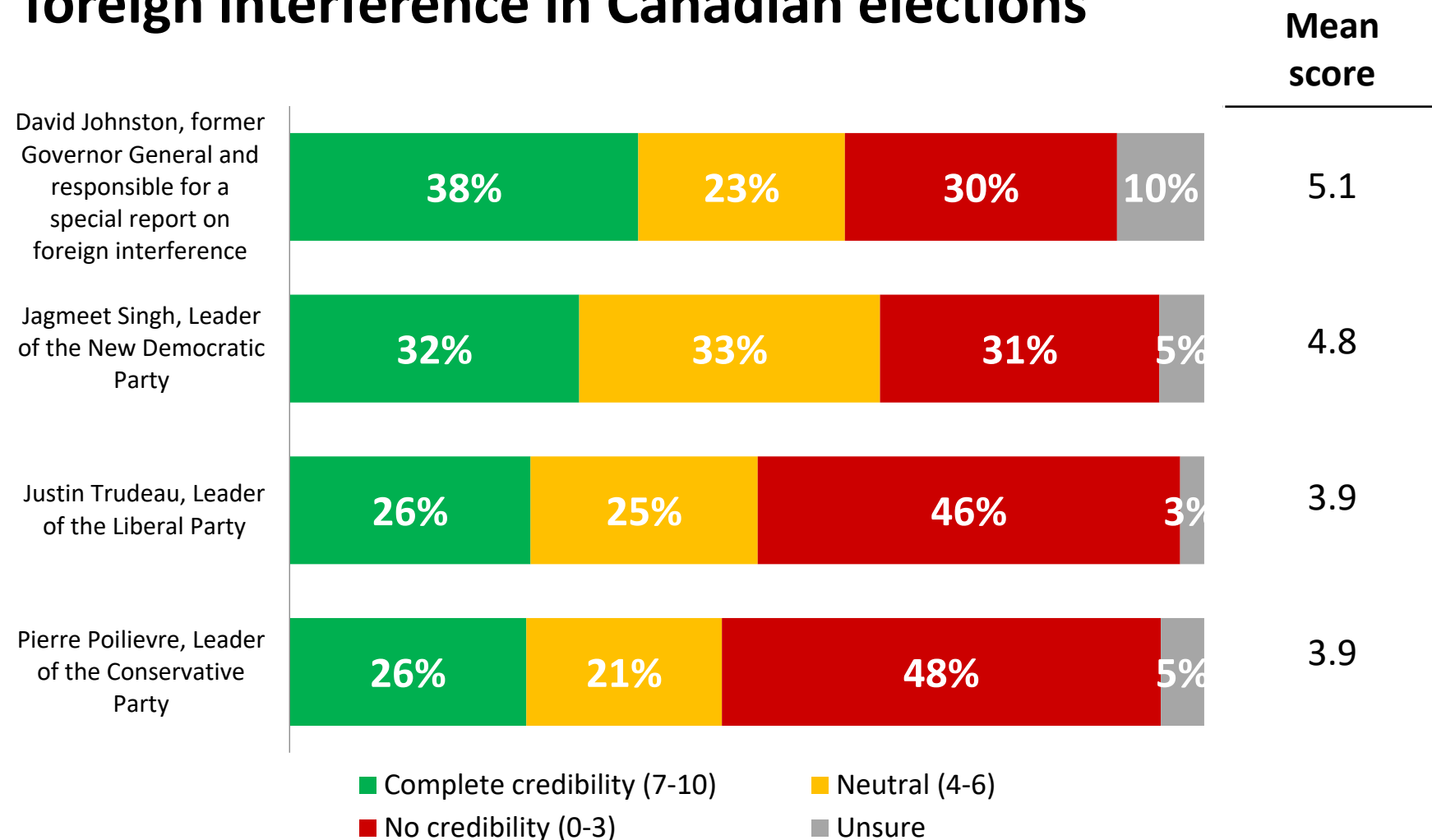
	Atlantic (n=110)	Quebec (n=245)	Ontario (n=359)	Prairies (n=216)	BC (n=166)
Acceptable/Somewhat acceptable	34.8%	41.1%	39.9%	39.9%	38.3%
	Men (n=560)	Women (n=529)	18 to 34 (n=289)	35 to 54 (n=353)	55 plus (n=454)
	45.2%	34.1%	45.2%	40.0%	35.6%
	Atlantic (n=110)	Quebec (n=245)	Ontario (n=359)	Prairies (n=216)	BC (n=166)
Not acceptable/Somewhat not acceptable	59.4%	47.9%	56.3%	55.8%	54.3%
	Men (n=560)	Women (n=529)	18 to 34 (n=289)	35 to 54 (n=353)	55 plus (n=454)
	51.1%	57.4%	45.3%	55.2%	59.4%

Source: Nanos Research, RDD dual frame hybrid telephone and online random survey, May 31st to June 3rd, 2023, n=1096, accurate 3.0 percentage points plus or minus, 19 times out of 20.

Canadians are more likely to say David Johnston is credible rather than not credible when it comes to expressing opinions on foreign interference while the opposite is true for Justin Trudeau and Pierre Poilievre, with Canadians being more likely to say they are not credible rather than credible on this issue. Views are split when it comes to Jagmeet Singh.

Q – Please rate the credibility of the following individuals when it comes to expressing opinions about possible foreign interference in Canadian elections on a scale of 0 to 10 where 0 is no credibility at all and 10 is complete credibility [RANDOMIZE]

Credibility ratings for individuals' opinions on foreign interference in Canadian elections



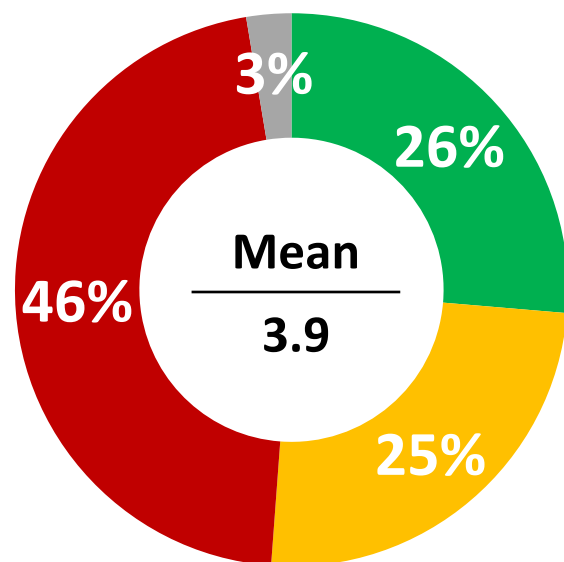
*Weighted to the true population proportion.

*Charts may not add up to 100 due to rounding.

Source: Nanos Research, RDD dual frame hybrid telephone and online random survey, May 31st to June 3rd, 2023, n=1096, accurate 3.0 percentage points plus or minus, 19 times out of 20.

Credibility of Justin Trudeau on foreign interference in Canadian elections

Q –Please rate the credibility of the following individuals when it comes to expressing opinions about possible foreign interference in Canadian elections on a scale of 0 to 10 where 0 is no credibility at all and 10 is complete credibility [RANDOMIZE] **Justin Trudeau, Leader of the Liberal Party**



■ Complete credibility (7-10)
 ■ Neutral (4-6)
 ■ No credibility (0-3)
 ■ Unsure

*Weighted to the true population proportion.

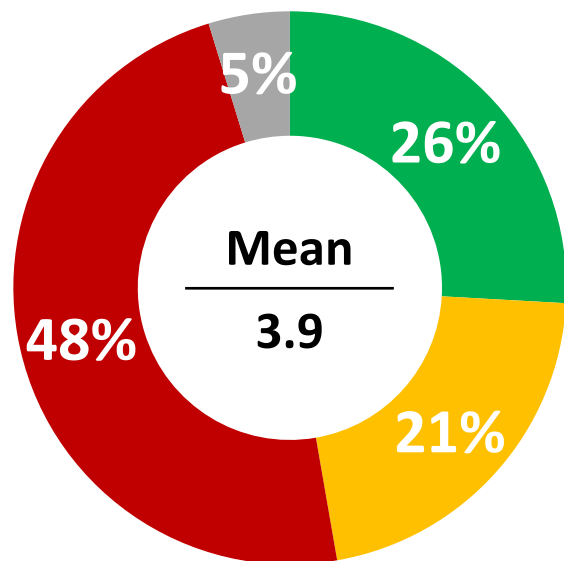
*Charts may not add up to 100 due to rounding.

	Atlantic (n=110)	Quebec (n=245)	Ontario (n=359)	Prairies (n=216)	BC (n=166)
Mean	4.6	4.0	4.0	3.1	3.9
	Men (n=560)	Women (n=529)	18 to 34 (n=289)	35 to 54 (n=353)	55 plus (n=454)
	3.4	4.4	3.6	3.6	4.2

Source: Nanos Research, RDD dual frame hybrid telephone and online random survey, May 31st to June 3rd, 2023, n=1096, accurate 3.0 percentage points plus or minus, 19 times out of 20.

Credibility of Pierre Poilievre on foreign interference in Canadian elections

Q –Please rate the credibility of the following individuals when it comes to expressing opinions about possible foreign interference in Canadian elections on a scale of 0 to 10 where 0 is no credibility at all and 10 is complete credibility [RANDOMIZE] **Pierre Poilievre, Leader of the Conservative Party**



■ Complete credibility (7-10) ■ Neutral (4-6)
■ No credibility (0-3) ■ Unsure

*Weighted to the true population proportion.

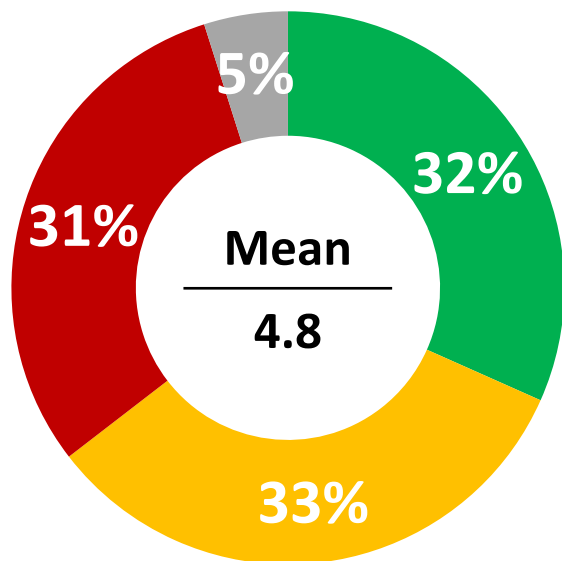
*Charts may not add up to 100 due to rounding.

	Atlantic (n=110)	Quebec (n=245)	Ontario (n=359)	Prairies (n=216)	BC (n=166)
Mean	3.5	3.6	3.8	4.9	3.6
	Men (n=560)	Women (n=529)	18 to 34 (n=289)	35 to 54 (n=353)	55 plus (n=454)
	4.1	3.7	4.1	4.3	3.4

Source: Nanos Research, RDD dual frame hybrid telephone and online random survey, May 31st to June 3rd, 2023, n=1096, accurate 3.0 percentage points plus or minus, 19 times out of 20.

Credibility of Jagmeet Singh on foreign interference in Canadian elections

Q –Please rate the credibility of the following individuals when it comes to expressing opinions about possible foreign interference in Canadian elections on a scale of 0 to 10 where 0 is no credibility at all and 10 is complete credibility [RANDOMIZE] **Jagmeet Singh, Leader of the New Democratic Party**



■ Complete credibility (7-10)
 ■ Neutral (4-6)
 ■ No credibility (0-3)
 ■ Unsure

*Weighted to the true population proportion.

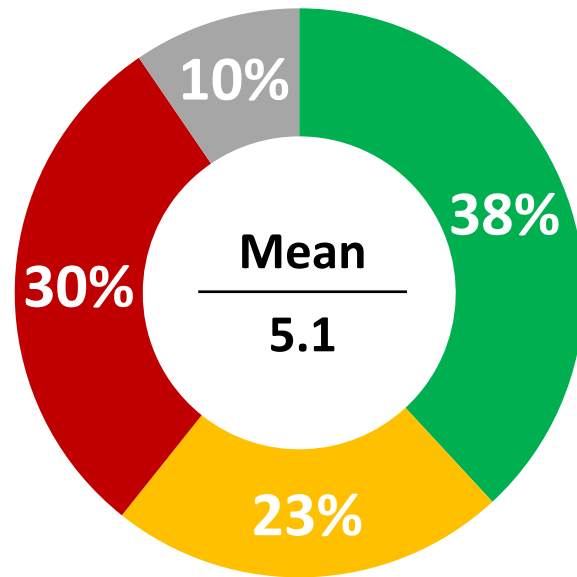
*Charts may not add up to 100 due to rounding.

	Atlantic (n=110)	Quebec (n=245)	Ontario (n=359)	Prairies (n=216)	BC (n=166)
Mean	5.5	5.1	4.8	4.3	4.9
	Men (n=560)	Women (n=529)	18 to 34 (n=289)	35 to 54 (n=353)	55 plus (n=454)
	4.4	5.3	5.0	4.6	4.9

Source: Nanos Research, RDD dual frame hybrid telephone and online random survey, May 31st to June 3rd, 2023, n=1096, accurate 3.0 percentage points plus or minus, 19 times out of 20.

Credibility of David Johnston on foreign interference in Canadian elections

Q –Please rate the credibility of the following individuals when it comes to expressing opinions about possible foreign interference in Canadian elections on a scale of 0 to 10 where 0 is no credibility at all and 10 is complete credibility
[RANDOMIZE] **David Johnston, former Governor General and responsible for a special report on foreign interference**

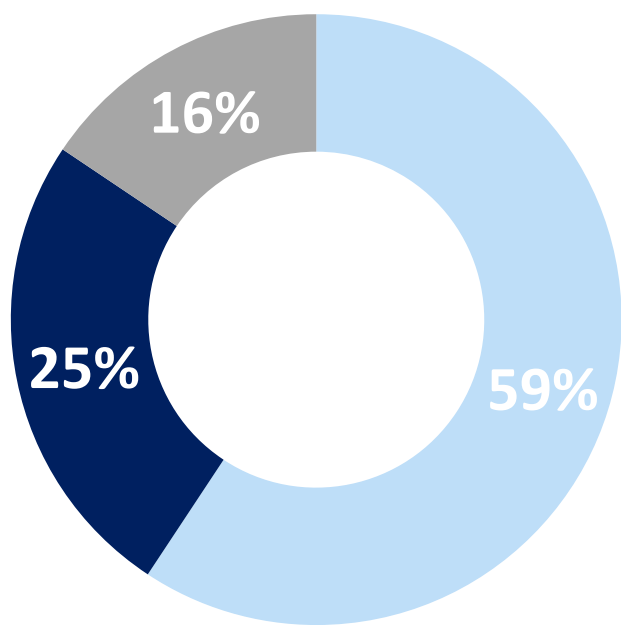


■ Complete credibility (7-10) ■ Neutral (4-6)
■ No credibility (0-3) ■ Unsure

*Weighted to the true population proportion.
 *Charts may not add up to 100 due to rounding.

	Atlantic (n=110)	Quebec (n=245)	Ontario (n=359)	Prairies (n=216)	BC (n=166)
Mean	6.0	4.6	5.7	4.3	5.1
	Men (n=560)	Women (n=529)	18 to 34 (n=289)	35 to 54 (n=353)	55 plus (n=454)
	4.8	5.5	4.9	4.8	5.6

Source: Nanos Research, RDD dual frame hybrid telephone and online random survey, May 31st to June 3rd, 2023, n=1096, accurate 3.0 percentage points plus or minus, 19 times out of 20.



■ A formal public inquiry, headed by a judge with full subpoena powers, into foreign interference

■ Public hearings, led by former Governor General David Johnston which would shine more light on the problem of foreign interference and the threat it poses

■ Unsure

*Weighted to the true population proportion.

*Charts may not add up to 100 due to rounding.

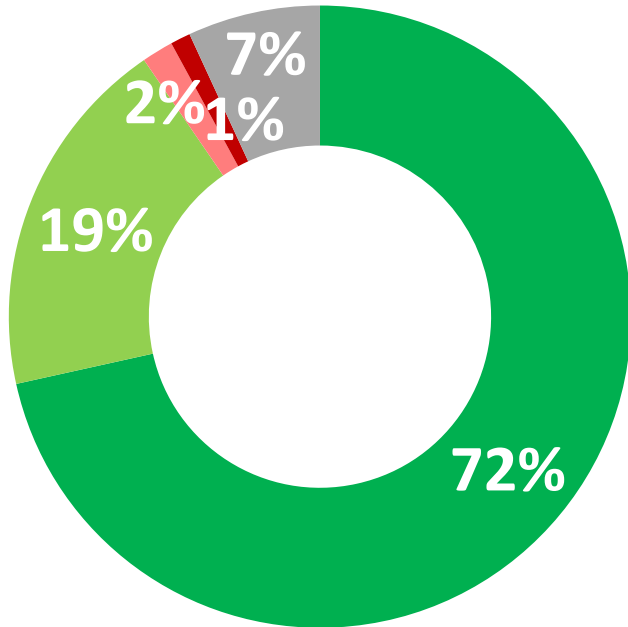
Q – Thinking of a potential path forward on the issue of foreign interference, do you believe Canada should have [ROTATE] a formal public inquiry, headed by a judge with full subpoena powers, into foreign interference OR that Canada should have public hearings, led by former Governor General David Johnston which would shine more light on the problem of foreign interference and the threat it poses. [ROTATE]

Appropriate approach to addressing foreign interference in Canada

A formal public inquiry	Atlantic (n=110)	Quebec (n=245)	Ontario (n=359)	Prairies (n=216)	BC (n=166)
	48.2%	65.9%	57.3%	58.9%	59.7%
A formal public inquiry	Men (n=560)	Women (n=529)	18 to 34 (n=289)	35 to 54 (n=353)	55 plus (n=454)
	64.2%	54.9%	63.6%	62.6%	53.8%

Source: Nanos Research, RDD dual frame hybrid telephone and online random survey, May 31st to June 3rd, 2023, n=1096, accurate 3.0 percentage points plus or minus, 19 times out of 20.

Support for a government registry on disclosure of ties to foreign states



■ Support
■ Somewhat support
■ Somewhat oppose
■ Oppose
■ Unsure

*Weighted to the true population proportion.
*Charts may not add up to 100 due to rounding.

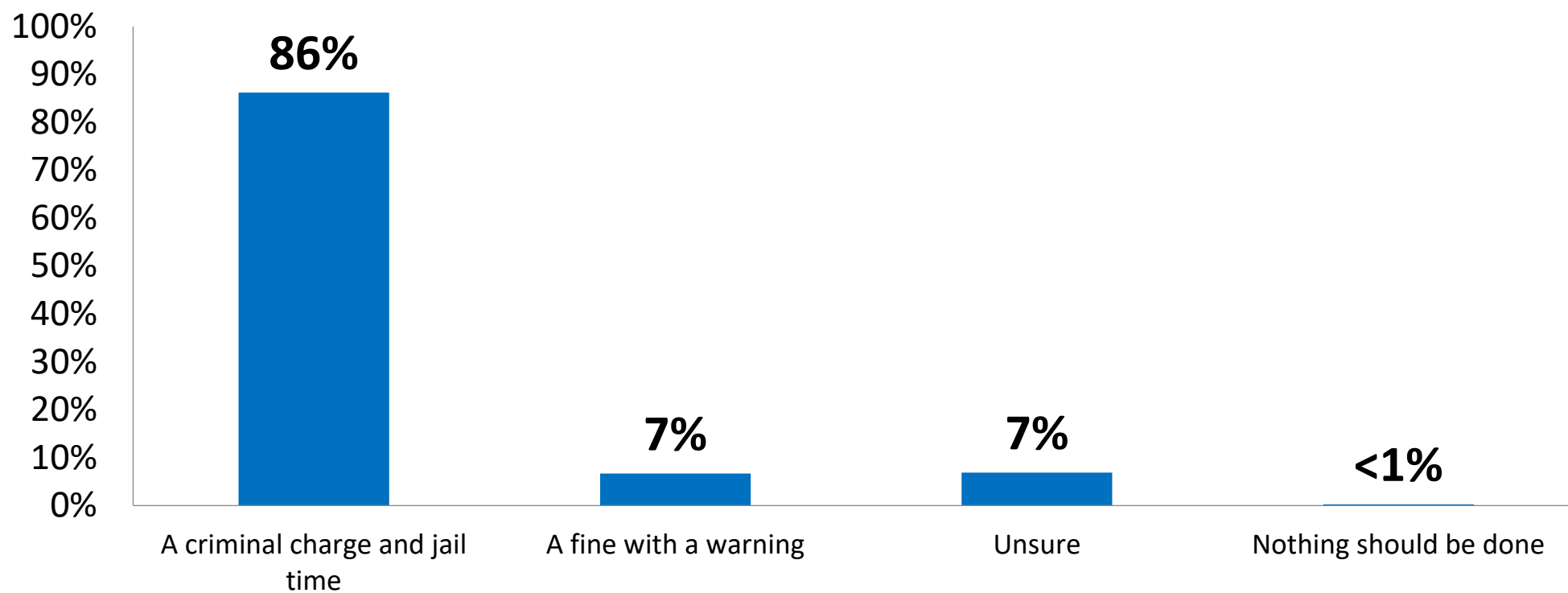
Support/Somewhat support	Atlantic (n=110)	Quebec (n=245)	Ontario (n=359)	Prairies (n=216)	BC (n=166)
	88.0%	88.3%	89.9%	93.2%	93.1%
	Men (n=560)	Women (n=529)	18 to 34 (n=289)	35 to 54 (n=353)	55 plus (n=454)
	93.0%	87.8%	85.5%	90.6%	93.6%

Q – Do you support, somewhat support, somewhat oppose or oppose having a government registry which would require people who act on behalf of a foreign state to advance its goals to disclose their ties to the government employing them?

Source: Nanos Research, RDD dual frame hybrid telephone and online random survey, May 31st to June 3rd, 2023, n=1096, accurate 3.0 percentage points plus or minus, 19 times out of 20.

Appropriate punishments for foreign interference in Canadian democracy

Q – If someone is caught interfering in our democracy in Canada on behalf of a foreign country, for example, influencing politicians or their families, trying to change a vote in parliament, or influence local elections, what should be the punishment if they are found guilty? [RANDOMIZE]



Source: Nanos Research, RDD dual frame hybrid telephone and online random survey, May 31st to June 3rd, 2023, n=1096, accurate 3.0 percentage points plus or minus, 19 times out of 20.

METHODOLOGY

Nanos conducted an RDD dual frame (land- and cell-lines) hybrid telephone and online random survey of 1,096 Canadians, 18 years of age or older, between May 31st to June 3rd, 2023 as part of an omnibus survey. Participants were randomly recruited by telephone using live agents and administered a survey online. The sample included both land- and cell-lines across Canada. The results were statistically checked and weighted by age and gender using the latest Census information and the sample is geographically stratified to be representative of Canada.

Individuals randomly called using random digit dialling with a maximum of five call backs.

The margin of error for this survey is ± 3.0 percentage points, 19 times out of 20.

This study was commissioned by CTV News and the Globe and Mail and the research was conducted by Nanos Research.

Note: Charts may not add up to 100 due to rounding.



Element	Description
Research sponsor	CTV News and the Globe and Mail
Population and Final Sample Size	1096 Randomly selected individuals.
Source of Sample	Nanos Probability Panel
Type of Sample	Probability
Margin of Error	±3.0 percentage points, 19 times out of 20.
Mode of Survey	RDD dual frame (land- and cell-lines) hybrid telephone and online omnibus survey
Sampling Method Base	The sample included both land- and cell-lines RDD (Random Digit Dialed) across Canada.
Demographics (Captured)	Atlantic Canada, Quebec, Ontario, Prairies, British Columbia; Men and Women; 18 years and older. Six digit postal code was used to validate geography.
Fieldwork/Validation	Individuals were recruited using live interviews with live supervision to validate work, the research questions were administered online
Number of Calls	Maximum of five call backs to those recruited.
Time of Calls	Individuals recruited were called between 12-5:30 pm and 6:30-9:30pm local time for the respondent.
Field Dates	May 31 st to June 3 rd , 2023.
Language of Survey	The survey was conducted in both English and French.
Standards	Nanos Research is a member of the Canadian Research Insights Council (CRIC) and confirms that this research fully complies with all CRIC Standards including the CRIC Public Opinion Research Standards and Disclosure Requirements. https://canadianresearchinsightscouncil.ca/standards/

Element	Description
Weighting of Data	The results were weighted by age and gender using the latest Census information (2021) and the sample is geographically stratified to ensure a distribution across all regions of Canada. See tables for full weighting disclosure
Screening	Screening ensured potential respondents did not work in the market research industry, in the advertising industry, in the media or a political party prior to administering the survey to ensure the integrity of the data.
Excluded Demographics	Individuals younger than 18 years old; individuals without land or cell lines, and individuals without internet access could not participate.
Stratification	By age and gender using the latest Census information (2021) and the sample is geographically stratified to be representative of Canada. Smaller areas such as Atlantic Canada were marginally oversampled to allow for a minimum regional sample.
Estimated Response Rate	11 percent, consistent with industry norms.
Question Order	Question order in the preceding report reflects the order in which they appeared in the original questionnaire.
Question Content	Topics on the omnibus ahead of the survey content included: views on political issues and views on economic issues.
Question Wording	The questions in the preceding report are written exactly as they were asked to individuals.
Research/Data Collection Supplier	Nanos Research
Contact	Contact Nanos Research for more information or with any concerns or questions. http://www.nanos.co Telephone:(613) 234-4666 ext. 237 Email: info@nanosresearch.com .



nanos dimap analytika



NANOS RUTHERFORD McKAY & Co.

As one of North America's premier market and public opinion research firms, we put strategic intelligence into the hands of decision makers. The majority of our work is for private sector and public facing organizations and ranges from market studies, managing reputation through to leveraging data intelligence. Nanos Research offers a vertically integrated full service quantitative and qualitative research practice to attain the highest standards and the greatest control over the research process. www.nanos.co

This international joint venture between [dimap](http://www.dimap.com) and [Nanos](http://www.nanos.co) brings together top research and data experts from North American and Europe to deliver exceptional data intelligence to clients. The team offers data intelligence services ranging from demographic and sentiment microtargeting; consumer sentiment identification and decision conversion; and, data analytics and profiling for consumer persuasion. www.nanosdimap.com

NRM is an affiliate of Nanos Research and Rutherford McKay Associates. Our service offerings are based on decades of professional experience and extensive research and include public acceptance and engagement, communications audits, and narrative development. www.nrmpublicaffairs.com

ABOUT NANOS

Any questions?



Nanos Research

(613) 234-4666, ext. 237

ea@nanosresearch.com

For more information on the firm, please visit www.nanos.co



Nanos services

- ✓ As premier market and public opinion research firms, we conduct research around the world for a variety of clients.
- ✓ Nanos offers a full suite of services ranging from bespoke research engagements to strategic assessments and mission planning. Our firm applies the latest machine learning algorithms to deliver exceptionally rigorous and insightful intelligence to clients.
- ✓ At Nanos, we believe that small steps can lead to large insights. We'll sit down with you to learn about your challenges and work on them together.
- ✓ For more information about how we can help, please visit us at:
www.nanos.co

Nanos Research offers a vertically integrated full service quantitative and qualitative research practice to exceed the highest standards.

Since

1987

top executives have turned to Nanos for world-class data and strategic insight.



TABULATIONS



2023-2390 – CTV/Globe and Mail/Nanos Survey – May Omni - STAT SHEET

Our next few questions are about allegations of foreign interference in Canadian elections and the recent report by former Governor General David Johnston.

			Region						Gender			Age		
			Canada 2023-05	Atlantic	Quebec	Ontario	Prairies	British Columbia	Male	Female	Other	18 to 34	35 to 54	55 plus
Question - Would you say that foreign interference in Canadian elections is a major, minor, or not a threat to our democracy?	Total	Unwgt N	1096	110	245	359	216	166	560	529	7	289	353	454
		Wgt N	1007	68	233	389	175	142	490	510	7	273	323	411
	Major threat	%	56.3	49.6	59.9	55.1	61.1	51.2	57.9	55.2		54.3	61.0	54.0
	Minor threat	%	33.2	35.3	28.8	34.5	31.3	38.1	35.0	31.3		31.7	29.3	37.3
	Not a threat	%	3.9	6.8	3.7	3.5	3.0	5.0	4.0	3.9		3.9	3.9	4.0
	Unsure	%	6.6	8.4	7.6	7.0	4.5	5.6	3.0	9.7		10.1	5.9	4.8
			Region						Gender			Age		
			Canada 2023-05	Atlantic	Quebec	Ontario	Prairies	British Columbia	Male	Female	Other	18 to 34	35 to 54	55 plus
Question - Is it acceptable, somewhat acceptable, somewhat not acceptable, or not acceptable for Canadian civil servants to publicly leak or give out sensitive security information on foreign interference to news organizations?	Total	Unwgt N	1096	110	245	359	216	166	560	529	7	289	353	454
		Wgt N	1007	68	233	389	175	142	490	510	7	273	323	411
	Acceptable	%	17.9	12.3	20.7	14.8	19.3	22.6	19.8	15.6		21.5	18.7	14.8
	Somewhat acceptable	%	21.7	22.5	20.4	25.1	20.6	15.7	25.4	18.5		23.7	21.3	20.7
	Somewhat not acceptable	%	12.0	10.6	12.7	11.6	12.9	11.3	12.5	11.2		11.5	11.7	12.5
	Not acceptable	%	42.2	48.8	35.2	44.7	42.8	43.0	38.5	46.1		33.8	43.5	46.8
	Unsure	%	6.2	5.8	11.0	3.8	4.4	7.4	3.7	8.5		9.5	4.8	5.1

Nanos conducted an RDD dual frame (land- and cell- lines) hybrid telephone and online random survey of 1,096 Canadians, 18 years of age or older, between May 31st to June 3rd, 2023. The margin of error for this survey is ± 3.0 percentage points, 19 times out of 20. * Some results have been shaded due to small sample size (n-value under 30).

www.nanos.co

2023-2390 – CTV/Globe and Mail/Nanos Survey – May Omni - STAT SHEET

Please rate the credibility of the following individuals when it comes to expressing opinions about possible foreign interference in Canadian elections on a scale of 0 to 10 where 0 is no credibility at all and 10 is complete credibility [RANDOMIZE]

			Region							Gender			Age		
			Canada 2023-05	Atlantic	Quebec	Ontario	Prairies	British Columbia	Male	Female	Other	18 to 34	35 to 54	55 plus	
Question - Justin Trudeau, Leader of the Liberal Party	Total	Unwgt N	1096	110	245	359	216	166	560	529	7	289	353	454	
		Wgt N	1007	68	233	389	175	142	490	510	7	273	323	411	
		Mean	3.9	4.6	4.0	4.0	3.1	3.9	3.4	4.4		3.6	3.6	4.2	
		Median	4.0	5.0	5.0	5.0	2.0	4.0	3.0	5.0		3.0	4.0	5.0	
	No credibility at all (0)	%	29.6	23.6	24.4	28.6	42.6	28.0	33.4	26.2		30.9	32.3	26.7	
	1	%	4.5	3.4	4.8	4.5	3.9	5.4	4.5	4.6		4.3	3.8	5.2	
	2	%	5.6	2.3	5.4	6.1	7.3	3.9	8.3	3.0		6.8	6.7	3.9	
	3	%	6.5	8.1	8.4	5.4	5.8	6.5	7.3	5.4		5.8	5.4	7.8	
	4	%	4.6	3.7	5.5	3.8	2.0	8.6	6.1	2.9		5.4	3.8	4.6	
	5	%	11.9	14.0	15.2	11.1	6.9	13.7	11.3	12.2		10.8	12.4	12.2	
	6	%	8.4	7.5	12.9	7.5	5.7	7.1	7.2	9.6		8.2	10.6	6.8	
	7	%	9.8	11.0	8.7	9.9	10.6	9.8	7.5	11.9		10.1	10.4	9.1	
	8	%	7.9	10.9	6.7	10.5	5.3	4.2	6.2	9.5		5.1	6.5	10.8	
	9	%	3.9	4.3	2.6	4.7	3.3	4.2	3.4	4.4		3.5	3.1	4.8	
	Complete credibility (10)	%	4.8	7.6	3.3	4.8	4.5	6.5	3.3	6.3		4.1	2.9	6.8	
Unsure	%	2.6	3.7	2.1	3.2	2.2	2.0	1.4	3.8		5.0	2.2	1.4		

Please rate the credibility of the following individuals when it comes to expressing opinions about possible foreign interference in Canadian elections on a scale of 0 to 10 where 0 is no credibility at all and 10 is complete credibility [RANDOMIZE]

			Region							Gender			Age		
			Canada 2023-05	Atlantic	Quebec	Ontario	Prairies	British Columbia	Male	Female	Other	18 to 34	35 to 54	55 plus	
Question - Pierre Poilievre, Leader of the Conservative Party	Total	Unwgt N	1096	110	245	359	216	166	560	529	7	289	353	454	
		Wgt N	1007	68	233	389	175	142	490	510	7	273	323	411	
		Mean	3.9	3.5	3.6	3.8	4.9	3.6	4.1	3.7		4.1	4.3	3.4	
		Median	3.0	3.0	3.0	3.0	5.0	3.0	4.0	3.0		4.0	5.0	3.0	
	No credibility at all (0)	%	26.6	23.4	26.7	27.6	22.1	31.0	24.5	28.3		24.9	23.1	30.6	
	1	%	5.9	10.1	5.6	5.6	3.0	8.8	7.3	4.5		4.5	3.2	8.9	
	2	%	6.3	8.1	4.9	6.8	6.7	5.9	5.8	6.9		4.9	4.6	8.7	
	3	%	9.1	8.7	13.1	8.8	6.6	6.4	9.5	8.6		10.1	9.3	8.3	
	4	%	6.3	7.6	7.5	6.5	4.0	6.2	5.4	7.3		6.4	6.6	6.0	
	5	%	10.3	11.4	11.8	9.8	9.6	9.7	10.0	10.6		9.0	13.9	8.3	
	6	%	4.7	2.3	5.7	4.0	5.7	5.3	5.7	3.9		5.0	6.1	3.5	
	7	%	5.9	6.9	7.1	5.2	6.2	4.8	7.3	4.6		4.7	7.5	5.4	
	8	%	8.9	4.6	5.7	9.3	12.7	10.4	9.3	8.6		10.7	9.7	7.1	
	9	%	3.4	0.0	3.3	4.2	3.6	2.5	4.0	2.8		3.7	4.1	2.6	
	Complete credibility (10)	%	7.8	8.3	4.5	6.6	15.3	6.7	8.5	7.2		8.0	7.3	8.0	
	Unsure	%	4.7	8.6	4.2	5.5	4.4	2.1	2.7	6.8		8.2	4.5	2.7	

Nanos conducted an RDD dual frame (land- and cell- lines) hybrid telephone and online random survey of 1,096 Canadians, 18 years of age or older, between May 31st to June 3rd, 2023. The margin of error for this survey is ±3.0 percentage points, 19 times out of 20. * Some results have been shaded due to small sample size (n-value under 30).

www.nanos.co

2023-2390 – CTV/Globe and Mail/Nanos Survey – May Omni - STAT SHEET

Please rate the credibility of the following individuals when it comes to expressing opinions about possible foreign interference in Canadian elections on a scale of 0 to 10 where 0 is no credibility at all and 10 is complete credibility [RANDOMIZE]

			Region						Gender			Age		
			Canada 2023-05	Atlantic	Quebec	Ontario	Prairies	British Columbia	Male	Female	Other	18 to 34	35 to 54	55 plus
Question - Jagmeet Singh, Leader of the New Democratic Party	Total	Unwgt N	1096	110	245	359	216	166	560	529	7	289	353	454
		Wgt N	1007	68	233	389	175	142	490	510	7	273	323	411
		Mean	4.8	5.5	5.1	4.8	4.3	4.9	4.4	5.3		5.0	4.6	4.9
		Median	5.0	5.0	5.0	5.0	5.0	5.0	5.0	6.0		5.0	5.0	5.0
	No credibility at all (0)	%	14.1	7.2	11.6	13.8	21.3	13.8	16.9	11.5		15.2	16.0	12.0
	1	%	3.6	2.3	0.7	4.7	3.7	5.7	3.9	3.4		3.0	3.7	3.9
	2	%	5.2	3.9	2.8	7.2	5.8	4.0	7.4	3.2		6.8	5.8	3.8
	3	%	7.6	7.6	10.6	6.9	5.7	6.7	8.6	6.6		6.6	7.0	8.7
	4	%	6.9	3.9	9.3	5.2	8.9	6.5	7.4	6.5		4.1	7.4	8.3
	5	%	16.2	24.5	16.1	14.8	15.9	16.9	17.1	15.2		13.8	15.8	18.3
	6	%	9.8	10.5	9.4	9.1	9.4	12.5	9.8	9.7		8.7	10.2	10.1
	7	%	11.1	11.0	15.7	9.8	8.9	9.6	9.6	12.6		11.1	10.9	11.2
	8	%	11.7	11.7	11.8	12.7	8.1	13.4	9.7	13.4		12.5	10.5	12.2
	9	%	4.3	0.6	4.2	5.7	3.4	3.4	2.6	5.7		3.8	4.7	4.2
	Complete credibility (10)	%	4.6	10.5	2.9	4.4	4.6	4.9	3.4	5.7		7.7	3.0	3.7
	Unsure	%	4.9	6.2	5.0	5.8	4.3	2.5	3.4	6.4		6.7	4.9	3.7

Please rate the credibility of the following individuals when it comes to expressing opinions about possible foreign interference in Canadian elections on a scale of 0 to 10 where 0 is no credibility at all and 10 is complete credibility [RANDOMIZE]

			Region						Gender			Age		
			Canada 2023-05	Atlantic	Quebec	Ontario	Prairies	British Columbia	Male	Female	Other	18 to 34	35 to 54	55 plus
Question - David Johnston, former Governor General and responsible for a special report on foreign interference	Total	Unwgt N	1096	110	245	359	216	166	560	529	7	289	353	454
		Wgt N	1007	68	233	389	175	142	490	510	7	273	323	411
		Mean	5.1	6.0	4.6	5.7	4.3	5.1	4.8	5.5		4.9	4.8	5.6
		Median	5.0	6.0	5.0	7.0	5.0	5.0	5.0	6.0		5.0	5.0	6.0
	No credibility at all (0)	%	16.1	9.5	17.0	13.5	23.5	15.9	18.0	14.5		14.6	18.5	15.2
	1	%	3.7	0.9	4.0	3.3	4.9	4.5	4.2	3.4		3.4	4.4	3.5
	2	%	3.9	4.2	5.1	2.5	5.3	3.9	5.9	2.0		3.4	4.9	3.4
	3	%	6.0	6.1	7.5	5.9	6.0	3.7	6.3	5.6		6.8	4.9	6.4
	4	%	4.9	5.2	4.2	5.8	4.0	4.9	6.5	3.5		5.4	4.5	5.0
	5	%	11.4	11.7	16.6	8.3	10.4	12.3	11.0	11.6		10.3	11.8	11.7
	6	%	6.3	8.6	8.8	4.8	6.3	5.0	7.0	5.6		7.5	6.5	5.2
	7	%	10.1	6.1	9.0	11.3	7.0	14.3	11.5	8.8		9.1	11.2	9.9
	8	%	12.3	12.9	12.9	14.5	10.0	7.6	10.5	13.9		11.2	12.5	12.8
	9	%	6.3	10.7	3.3	8.7	4.3	4.9	6.1	6.5		5.4	5.7	7.3
	Complete credibility (10)	%	9.5	13.1	4.5	12.0	7.7	11.1	7.6	11.4		4.8	5.5	15.7
Unsure	%	9.5	11.0	7.1	9.5	10.5	11.7	5.4	13.3		18.3	9.5	3.8	

Nanos conducted an RDD dual frame (land- and cell- lines) hybrid telephone and online random survey of 1,096 Canadians, 18 years of age or older, between May 31st to June 3rd, 2023. The margin of error for this survey is ±3.0 percentage points, 19 times out of 20. * Some results have been shaded due to small sample size (n-value under 30).

www.nanos.co

2023-2390 – CTV/Globe and Mail/Nanos Survey – May Omni - STAT SHEET

			Region						Gender			Age		
			Canada 2023-05	Atlantic	Quebec	Ontario	Prairies	British Columbia	Male	Female	Other	18 to 34	35 to 54	55 plus
Question - Thinking of a potential path forward on the issue of foreign interference, do you believe Canada should have [ROTATE] a formal public inquiry, headed by a judge with full subpoena powers, into foreign interference OR that Canada should have public hearings, led by former Governor General David Johnston which would shine more light on the problem of foreign interference and the threat it poses. [ROTATE]	Total	Unwgt N	1096	110	245	359	216	166	560	529	7	289	353	454
		Wgt N	1007	68	233	389	175	142	490	510	7	273	323	411
	A formal public inquiry, headed by a judge with full subpoena powers, into foreign interference	%	59.3	48.2	65.9	57.3	58.9	59.7	64.2	54.9		63.6	62.6	53.8
	Public hearings, led by former Governor General David Johnston which would shine more light on the problem of foreign in	%	25.1	34.8	16.9	29.7	24.3	22.4	21.3	28.9		20.3	20.9	31.6
	Unsure	%	15.6	16.9	17.1	13.0	16.8	17.9	14.5	16.2		16.1	16.5	14.6

			Region						Gender			Age		
			Canada 2023-05	Atlantic	Quebec	Ontario	Prairies	British Columbia	Male	Female	Other	18 to 34	35 to 54	55 plus
Question - Do you support, somewhat oppose or oppose having a government registry which would require people who act on behalf of a foreign state to advance its goals to disclose their ties to the government employing them?	Total	Unwgt N	1096	110	245	359	216	166	560	529	7	289	353	454
		Wgt N	1007	68	233	389	175	142	490	510	7	273	323	411
	Support	%	71.5	65.9	64.6	73.1	77.2	74.4	75.6	67.6		61.6	71.1	78.4
	Somewhat support	%	18.9	22.2	23.8	16.8	16.0	18.6	17.4	20.2		23.9	19.5	15.2
	Somewhat oppose	%	1.6	1.5	2.1	1.2	2.1	1.6	2.4	0.9		2.3	1.9	1.0
	Oppose	%	1.0	0.9	1.7	1.0	0.0	1.4	1.0	1.1		2.1	0.3	0.9
	Unsure	%	6.9	9.5	7.8	7.9	4.7	3.9	3.6	10.1		10.0	7.2	4.5

Nanos conducted an RDD dual frame (land- and cell- lines) hybrid telephone and online random survey of 1,096 Canadians, 18 years of age or older, between May 31st to June 3rd, 2023. The margin of error for this survey is ± 3.0 percentage points, 19 times out of 20. * Some results have been shaded due to small sample size (n-value under 30).

www.nanos.co

2023-2390 – CTV/Globe and Mail/Nanos Survey – May Omni - STAT SHEET

			Region						Gender			Age		
			Canada 2023-05	Atlantic	Quebec	Ontario	Prairies	British Columbia	Male	Female	Other	18 to 34	35 to 54	55 plus
Question -If someone is caught interfering in our democracy in Canada on behalf of a foreign country, for example, influencing politicians or their families, trying to change a vote in parliament, or influence local elections, what should be the punishment if they are found guilty? [RANDOMIZE]	Total	Unwgt N	1096	110	245	359	216	166	560	529	7	289	353	454
		Wgt N	1007	68	233	389	175	142	490	510	7	273	323	411
	A fine with a warning	%	6.7	6.6	9.2	7.2	3.3	5.4	6.2	7.2		7.4	5.4	7.2
	A criminal charge and jail time	%	86.2	84.1	84.4	84.7	90.9	88.1	87.7	84.9		82.0	88.6	87.1
	Nothing should be done	%	0.3	0.9	0.9	0.0	0.0	0.0	0.1	0.4		0.6	0.3	0.0
	Unsure	%	6.9	8.3	5.5	8.1	5.8	6.5	6.0	7.5		10.0	5.8	5.7

Nanos conducted an RDD dual frame (land- and cell- lines) hybrid telephone and online random survey of 1,096 Canadians, 18 years of age or older, between May 31st to June 3rd, 2023. The margin of error for this survey is ± 3.0 percentage points, 19 times out of 20. * Some results have been shaded due to small sample size (n-value under 30).

www.nanos.co