


Three in four say it is urgent that the government of Canada disclose how much money was spent and what it was spent on for addressing the tragedy of MMIWG.

June 3rd, 2023 marks the fourth anniversary of the National Inquiry for Missing and Murdered Indigenous Women and Girls (MMIWG). The national inquiry released its final report, titled Reclaiming Power and Place, on June 3, 2019, after two years of gathering testimonies from families and survivors across the country where it identified 231 Calls for Justice.

In light of the fourth anniversary, the Native Women's Association retained Nanos research to conduct research among Canadians to gauge their views on their awareness and level of knowledge of this topic, as well as their views on the importance of the Government of Canada taking action to provide justice for Missing and Murdered Indigenous Women and Girls (MMIWG). The research also focused on how Canadians perceived the job done by the Government of Canada on a number of actions relating to Indigenous Peoples, Truth and Reconciliation, and MMIWG.

Nanos conducted an RDD dual frame (land- and cell-lines) hybrid telephone and online random survey of 1080 Canadians, 18 years of age or older, between April 30<sup>th</sup> and May 3<sup>rd</sup>, 2023 as part of an omnibus survey. The research was commissioned by Native Women's Association of Canada and was conducted by Nanos Research.



# Key Findings – Transparency and urgency



## URGENCY FOR THE GOVERNMENT TO DISCLOSE HOW MUCH MONEY WAS SPENT AND WHERE TO ADDRESS MMIWG TRAGEDY

The majority of Canadians ([75%](#)) attribute a high level of urgency to the Government of Canada to disclose how much money was spent and what the moneys were spent on for addressing Missing and Murdered Indigenous Women and Girls (MMIWG) (score of 7-10 out of 10). One in four Canadians rated this as extremely urgent (an outright 10 out of 10) ([26%](#)).



## IMPORTANCE FOR THE GOVERNMENT OF CANADA TO BE TRANSPARENT IN THEIR SPENDING FOR ADDRESSING MMIWGS

Over nine in ten Canadians say it is important ([68%](#)) or somewhat important ([23%](#)) for the Government of Canada to be transparent in their spending for addressing Missing and Murdered Indigenous Women and Girls (MMIWG), compared to under ten per cent who said it was somewhat not important ([4%](#)) or not important ([3%](#)).



## URGENCY FOR THE GOVERNMENT OF CANADA TO END THE TRAGEDY OF MMIWG

Almost two in three Canadians rated the urgency in which the Government of Canada needs to take action to end the ongoing national tragedy of Missing and Murdered Indigenous Women and Girls (MMIWG) as urgent (score of 7-10 out of 10) ([64%](#)), consistent with the previous wave in November 2022 ([63%](#)). Level of urgency is higher among women ([72%](#) rated this a score of 7-10) compared to men ([56%](#)).

# Key Findings – Awareness and Importance

4

## AWARENESS OF THE 231 CALL FOR JUSTICE

About seven in ten Canadians have heard of the 231 Calls for Justice identified by the National Inquiry for Missing and Murdered Indigenous Women and Girls (MMIWG) ([71%](#)), consistent with the previous wave in May 2022. On average, they rate their level of knowledge on the topic as average ([mean of 5.1 out of 10](#)), also consistent with the previous wave of research.

5

## IMPORTANCE OF GOVERNMENT TAKING ACTION TO PROVIDE JUSTICE FOR MMIWG

About eight in ten Canadians believe it is important ([54%](#)) or somewhat important ([26%](#)) for the Government of Canada to take action in order to provide justice for Missing and Murdered Indigenous Women and Girls (MMIWG) which is consistent with the previous wave in November 2022. Women ([86%](#)) are more likely to believe it is important/somewhat important for the Government to take action than men ([77%](#)).

6

## IMPORTANCE OF ENDING NATIONAL TRAGEDY OF MMIWG

Eight in ten also believe it is important ([57%](#)) or somewhat important ([25%](#)) for the Government of Canada to end the national tragedy of Missing and Murdered Indigenous women, girls, Two-Spirit, transgender, and gender-diverse people (MMIWG), which follows the last wave in November 2022 ([55%](#) important, [23%](#) somewhat important).

# Key Findings – Job done by Government of Canada



## JOB DONE ENDING ONGOING NATIONAL MMIWG TRAGEDY

Canadians are over two times more likely to rate the job done by the Government of Canada as poor ([32%](#), scores of zero to three out of ten) rather than good ([15%](#), scores of seven to ten out of ten) when it comes to ending the ongoing national tragedy of Missing and Murdered Indigenous Women and Girls (MMIWG). Overall, scores have increased since November 2022 ([mean of 4.2](#) in May 2023, [mean of 3.8](#) in November 2022).



## JOB DONE MAKING COMMUNITIES SAFE FOR MMIWG

When asked to rate the job done by the federal government at making communities safe for Missing and Murdered Indigenous Women and Girls (MMIWG), Canadians are more likely to rate the job done as poor ([27%](#), scores of zero to three out of ten) than good ([21%](#), scores of seven to ten out of ten). Since November 2022, scores are more positive, with a [mean score of 4.6](#) in May 2023 compared to a [mean score of 4.1](#) in November 2022.

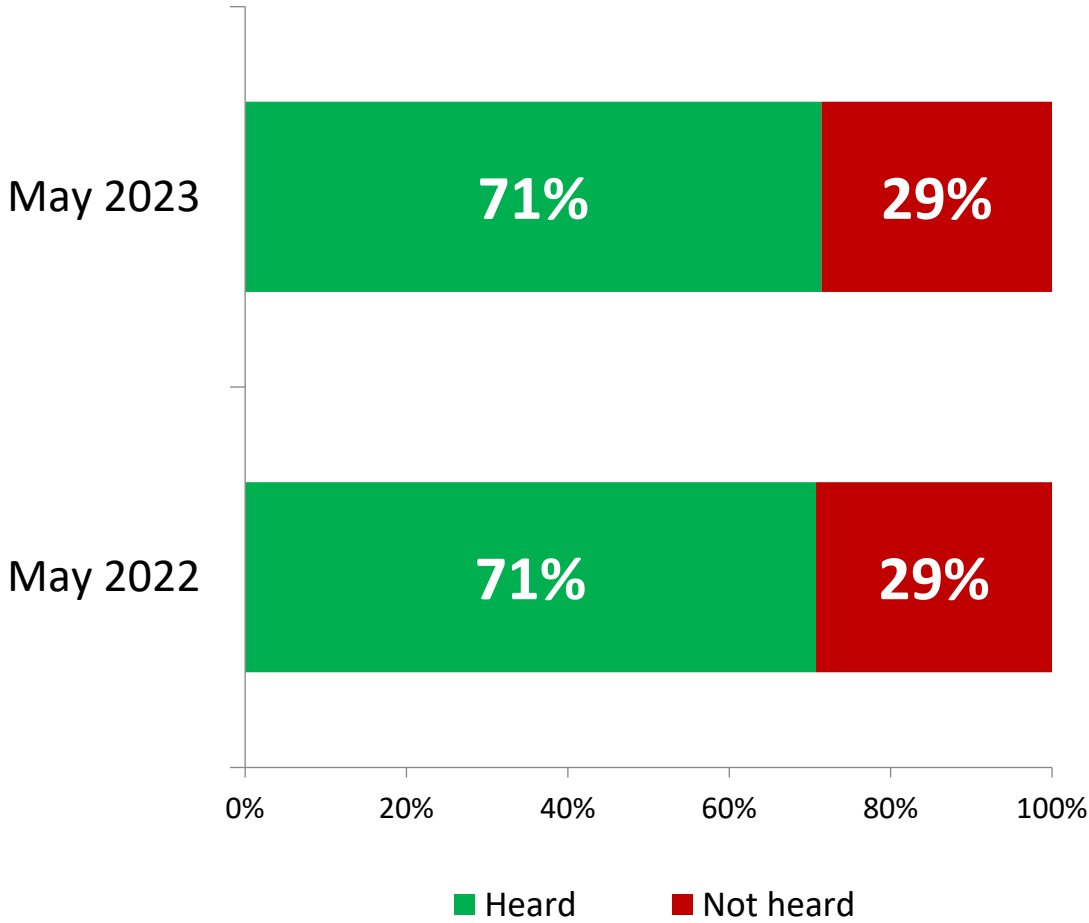


## JOB DONE WORKING TO PREVENT FUTURE VIOLENCE AGAINST MMIWG

Canadians rate the job done by the Government of Canada to prevent future violence against Missing and Murdered Indigenous Women and Girls (MMIWG) more often as poor ([26%](#), scores of zero to three out of ten) than good ([19%](#), scores of seven to ten out of ten). Like the previous two questions, Canadians on average rate the job done higher in May 2023 ([mean of 4.6](#)) than in November 2022 ([mean of 4.1](#)).



# Awareness of the 231 Calls for Justice



## Q

Our next few questions are about Indigenous issues in Canada. Have you heard or not heard of the 231 Calls for Justice identified by the National Inquiry for Missing and Murdered Indigenous Women and Girls (MMIWG)?

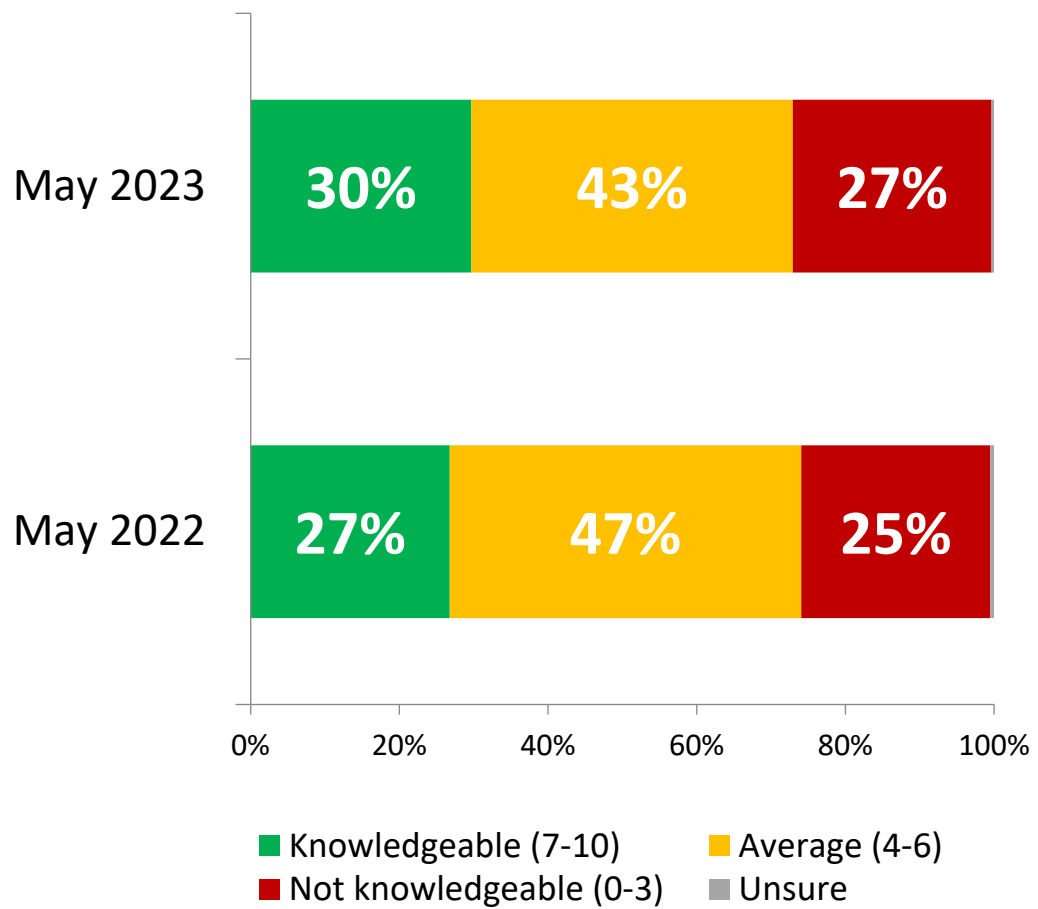
Heard – MAY 2023	Atlantic (n=105)	Quebec (n=213)	Ontario (n=380)	Prairies (n=217)	BC (n=165)
	<b>76.6%</b>	<b>65.8%</b>	<b>68.7%</b>	<b>78.9%</b>	<b>76.6%</b>
Heard – MAY 2022	Men (n=552)	Women (n=520)	18 to 34 (n=237)	35 to 54 (n=383)	55 plus (n=460)
	<b>68.7%</b>	<b>73.6%</b>	<b>67.4%</b>	<b>69.8%</b>	<b>75.4%</b>
Heard – MAY 2022	Atlantic (n=97)	Quebec (n=216)	Ontario (n=332)	Prairies (n=206)	BC (n=150)
	<b>65.9%</b>	<b>63.9%</b>	<b>72.4%</b>	<b>76.2%</b>	<b>72.9%</b>
Heard – MAY 2022	Men (n=528)	Women (n=473)	18 to 34 (n=268)	35 to 54 (n=392)	55 plus (n=341)
	<b>67.0%</b>	<b>74.4%</b>	<b>67.5%</b>	<b>69.2%</b>	<b>74.4%</b>

\*Weighted to the true population proportion.  
\*Charts may not add up to 100 due to rounding.

Source: Nanos Research, RDD dual frame hybrid telephone and online random survey, April 30<sup>th</sup> to May 3<sup>rd</sup>, 2023, n=1080, accurate 3.0 percentage points plus or minus, 19 times out of 20.



# Knowledge on the National Inquiry for Missing and Murdered Indigenous Women and Girls



Q

[IF HEARD] On a scale of 0 to 10, where 0 is not at all knowledgeable and 10 is completely knowledgeable, how would you rate your level of knowledge on the National Inquiry for Missing and Murdered Indigenous Women and Girls (MMIWG)?

	Atlantic (n=80)	Quebec (n=138)	Ontario (n=262)	Prairies (n=175)	BC (n=12)
Mean – MAY 2023	<b>5.1</b>	<b>4.4</b>	<b>4.9</b>	<b>5.5</b>	<b>5.7</b>
	Men (n=385)	Women (n=387)	18 to 34 (n=160)	35 to 54 (n=272)	55 plus (n=384)
Mean – MAY 2022	<b>5.0</b>	<b>5.1</b>	<b>4.8</b>	<b>5.0</b>	<b>5.2</b>
	Atlantic (n=64)	Quebec (n=135)	Ontario (n=240)	Prairies (n=157)	BC (n=109)
Mean – MAY 2022	<b>5.1</b>	<b>4.3</b>	<b>5.1</b>	<b>5.4</b>	<b>5.7</b>
	Men (n=356)	Women (n=349)	18 to 34 (n=180)	35 to 54 (n=273)	55 plus (n=252)
Mean – MAY 2022	<b>5.0</b>	<b>5.1</b>	<b>4.8</b>	<b>5.2</b>	<b>5.2</b>

\*Weighted to the true population proportion.  
\*Charts may not add up to 100 due to rounding.

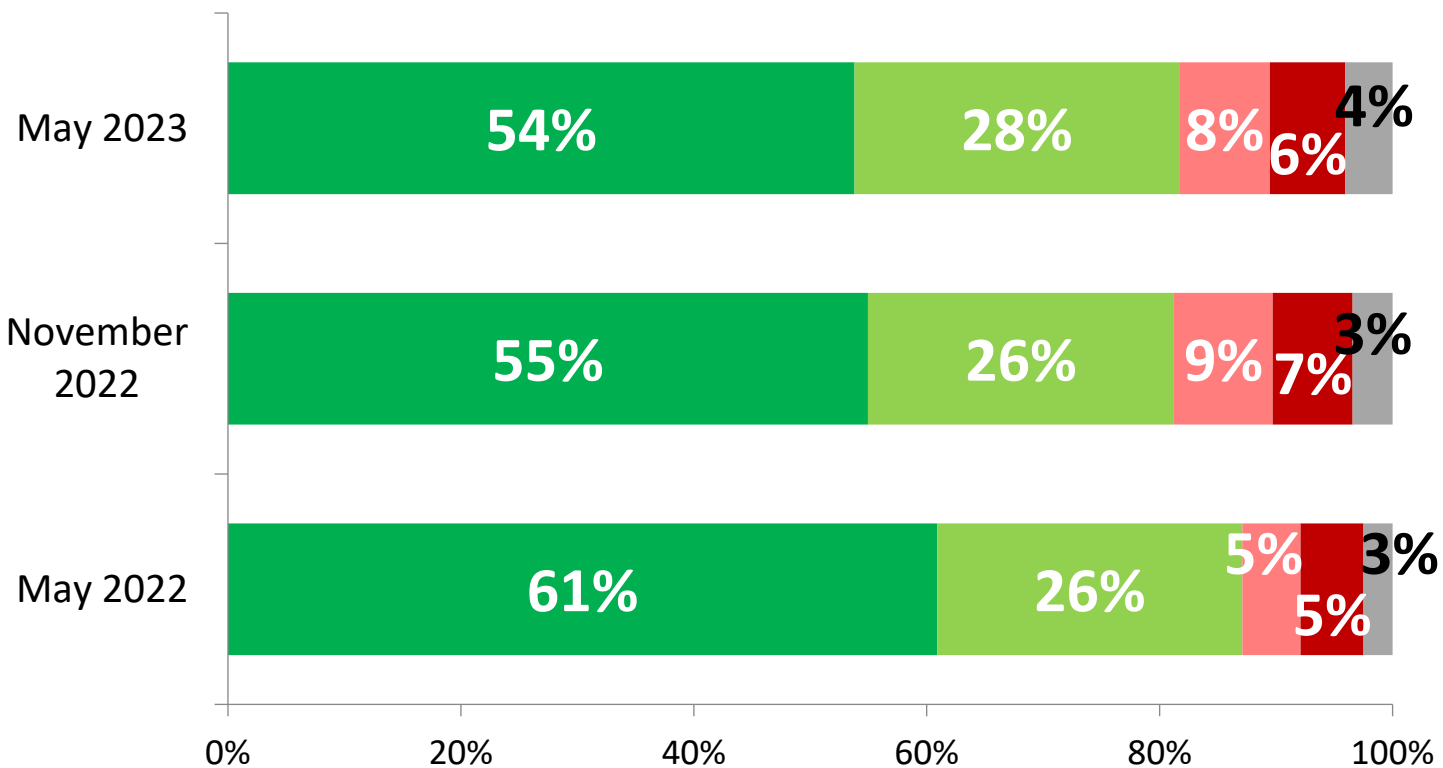
Source: Nanos Research, RDD dual frame hybrid telephone and online random survey, April 30<sup>th</sup> to May 3<sup>rd</sup>, 2023, n=780, accurate 3.5 percentage points plus or minus, 19 times out of 20.



# 8 in 10 Canadians

believe it is **important** or **somewhat important** for the Government of Canada to take action to provide justice for Missing and Murdered Indigenous women, girls, Two-Spirit, transgender, and gender-diverse people.

## Importance for the Government of Canada to provide justice for MMIWG



■ Important ■ Somewhat important ■ Somewhat not important ■ Not important ■ Unsure

\*Weighted to the true population proportion.  
\*Charts may not add up to 100 due to rounding.

Q – Do you believe that it is important, somewhat important, somewhat not important or not important for the Government of Canada to take action in order to: [ROTATE]

**Provide justice for Missing and Murdered Indigenous women, girls, Two-Spirit, transgender, and gender-diverse people (MMIWG)**

Source: Nanos Research, RDD dual frame hybrid telephone and online random survey, April 30<sup>th</sup> to May 3<sup>rd</sup>, 2023, n=1080, accurate 3.0 percentage points plus or minus, 19 times out of 20.

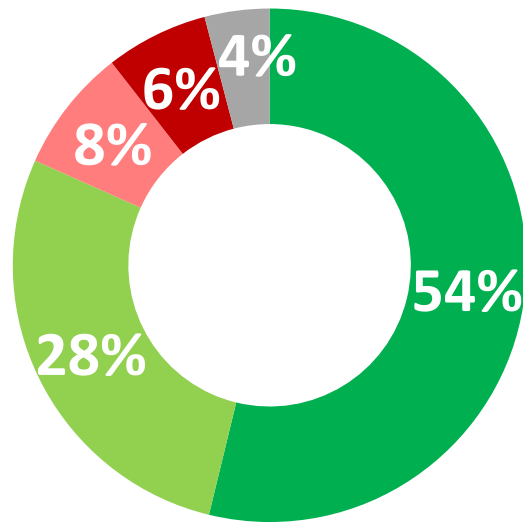




# Importance for the Government of Canada to provide justice for MMIWG

Q – Do you believe that it is important, somewhat important, somewhat not important or not important for the Government of Canada to take action in order to:

**Provide justice for Missing and Murdered Indigenous women, girls, Two-Spirit, transgender, and gender-diverse people (MMIWG)**



- Important
- Somewhat important
- Somewhat not important
- Not important
- Unsure

Important/ Somewhat important	Atlantic (n=105)	Quebec (n=213)	Ontario (n=380)	Prairies (n=217)	BC (n=165)
		<b>88.2%</b>	<b>85.8%</b>	<b>82.0%</b>	<b>77.1%</b>
	Men (n=552)	Women (n=520)	18 to 34 (n=237)	35 to 54 (n=383)	55 plus (n=460)
	<b>77.0%</b>	<b>85.9%</b>	<b>82.2%</b>	<b>77.7%</b>	<b>84.4%</b>

\*Weighted to the true population proportion.  
\*Charts may not add up to 100 due to rounding.

Source: Nanos Research, RDD dual frame hybrid telephone and online random survey, April 30<sup>th</sup> to May 3<sup>rd</sup>, 2023, n=1080, accurate 3.0 percentage points plus or minus, 19 times out of 20.



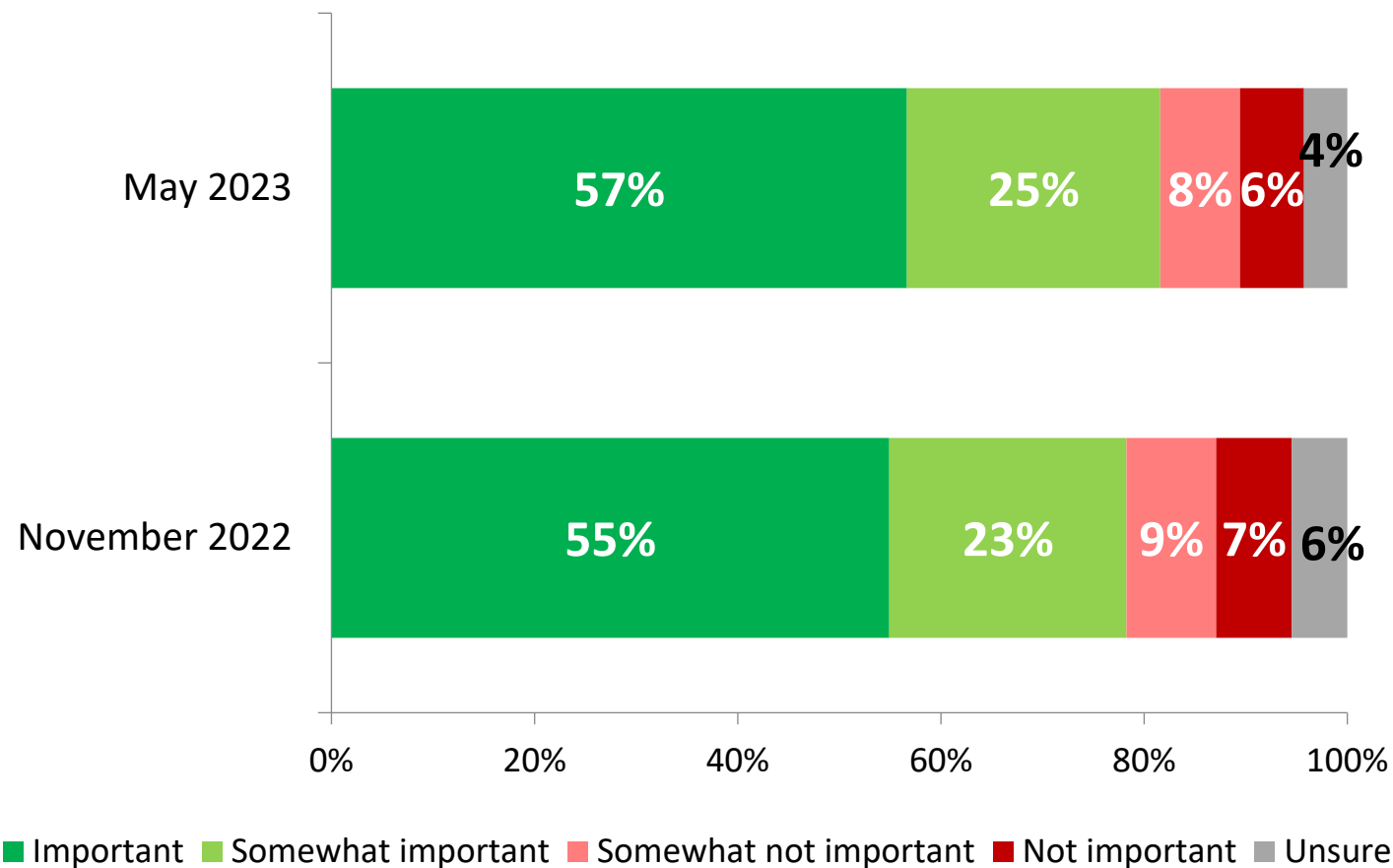
About **8 in 10** Canadians

believe it is **important** or **somewhat important** for the Government of Canada to end this ongoing national tragedy for Missing and Murdered Indigenous women, girls, Two-Spirit, transgender, and gender-diverse people, which is consistent with the previous wave in November 2022.

Q – Do you believe that it is important, somewhat important, somewhat not important or not important for the Government of Canada to take action in order to: [ROTATE]

**End the ongoing national tragedy of Missing and Murdered Indigenous women, girls, Two-Spirit, transgender, and gender-diverse people (MMIWG)**

## Importance for the Government of Canada to end the national tragedy of MMIWG



\*Weighted to the true population proportion.

\*Charts may not add up to 100 due to rounding.

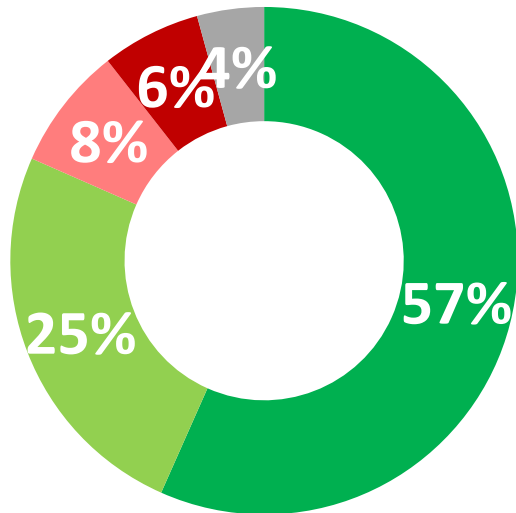
Source: Nanos Research, RDD dual frame hybrid telephone and online random survey, April 30<sup>th</sup> to May 3<sup>rd</sup>, 2023, n=1080, accurate 3.0 percentage points plus or minus, 19 times out of 20.



# Importance for the Government of Canada to end the national tragedy of MMIWG

Q – Do you believe that it is important, somewhat important, somewhat not important or not important for the Government of Canada to take action in order to:

**End the ongoing national tragedy of Missing and Murdered Indigenous women, girls, Two-Spirit, transgender, and gender-diverse people (MMIWG)**



- Important
- Somewhat important
- Somewhat not important
- Not important
- Unsure

	Atlantic (n=105)	Quebec (n=213)	Ontario (n=380)	Prairies (n=217)	BC (n=165)
Important/ Somewhat important	<b>85.4%</b>	<b>87.0%</b>	<b>79.1%</b>	<b>77.2%</b>	<b>83.3%</b>
	Men (n=552)	Women (n=520)	18 to 34 (n=237)	35 to 54 (n=383)	55 plus (n=460)
	<b>77.4%</b>	<b>85.8%</b>	<b>82.0%</b>	<b>78.0%</b>	<b>84.1%</b>

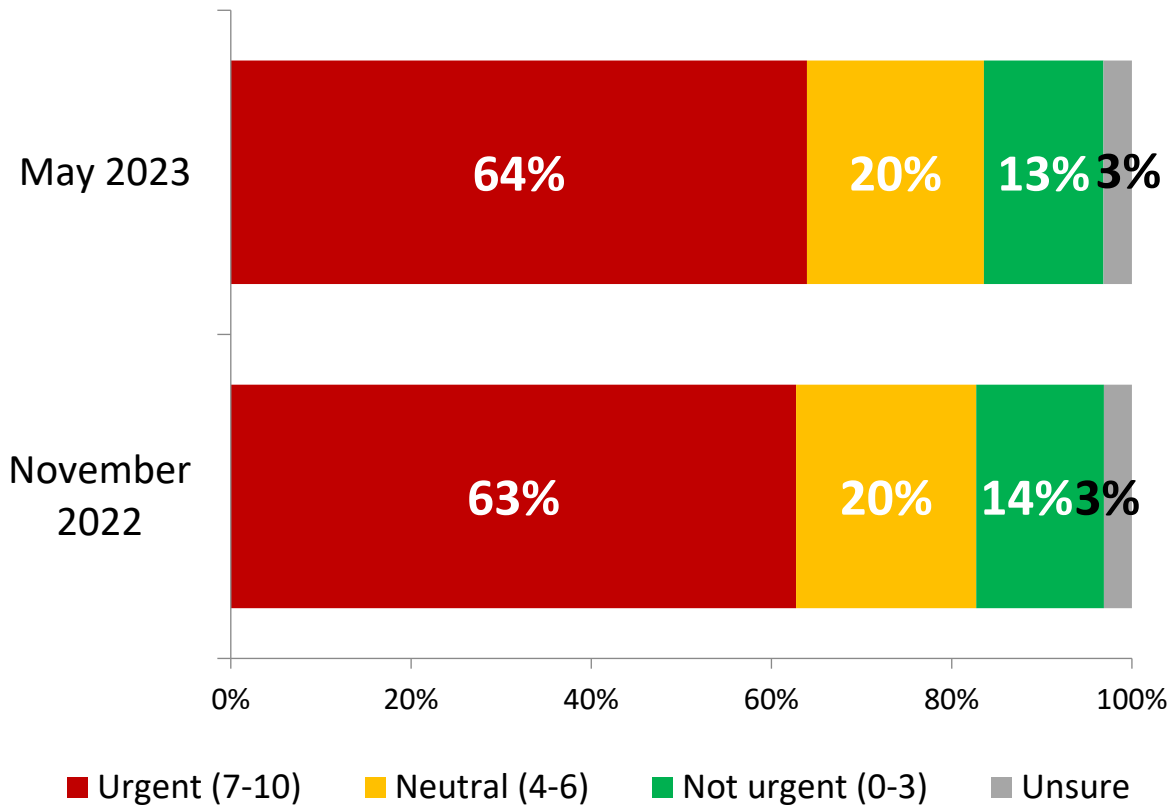
\*Weighted to the true population proportion.

\*Charts may not add up to 100 due to rounding.

# Urgency for the Government of Canada to end the national tragedy of MMIWG

Q

On a scale from 0 to 10 where 0 is not at all urgent and 10 is extremely urgent, how would you rate the urgency in which the Government of Canada needs to take action to end the ongoing national tragedy of Missing and Murdered Indigenous women, girls, Two-Spirit, transgender, and gender-diverse people (MMIWG)?



	Atlantic (n=105)	Quebec (n=213)	Ontario (n=380)	Prairies (n=217)	BC (n=165)
Mean	<b>7.5</b>	<b>7.3</b>	<b>7.0</b>	<b>6.5</b>	<b>6.9</b>
	Men (n=552)	Women (n=520)	18 to 34 (n=237)	35 to 54 (n=383)	55 plus (n=460)
	<b>6.4</b>	<b>7.5</b>	<b>7.0</b>	<b>6.8</b>	<b>7.2</b>

\*Weighted to the true population proportion.

\*Charts may not add up to 100 due to rounding.

Source: Nanos Research, RDD dual frame hybrid telephone and online random survey, April 30<sup>th</sup> to May 3<sup>rd</sup>, 2023, n=1080, accurate 3.0 percentage points plus or minus, 19 times out of 20.

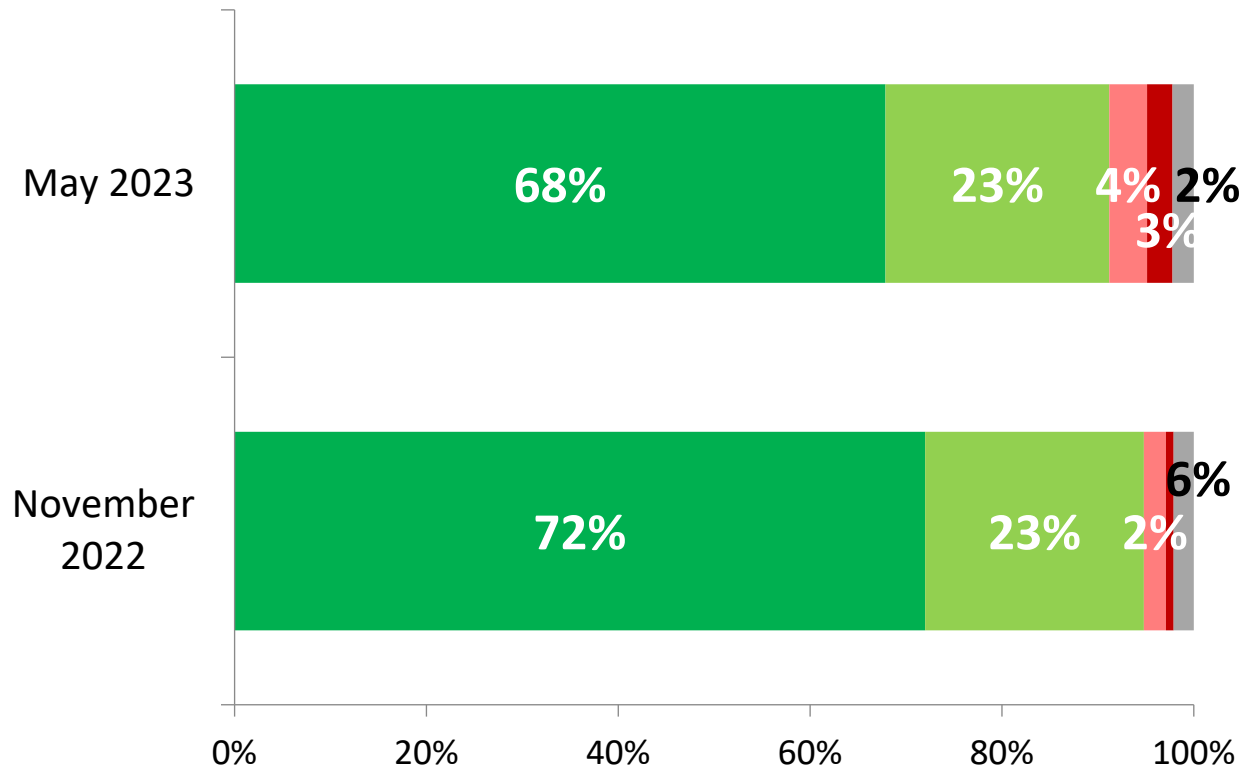


# Importance for the Government to be transparent in their spending

Q

As you may know, June 3rd marks the fourth anniversary of the National Inquiry for Missing and Murdered Indigenous Women and Girls (MMIWG). The national inquiry released its final report, titled Reclaiming Power and Place, on June 3, 2019, after two years of gathering testimonies from families and survivors across the country where it identified 231 Calls for Justice.

Do you believe it is important, somewhat important, somewhat not important or not important for the Government of Canada to be transparent in their spending for addressing the national tragedy of missing and murdered Indigenous women and girls, such as how much money was spent and what the moneys were spent on?



■ Important     
 ■ Somewhat important     
 ■ Somewhat not important  
■ Not important     
 ■ Unsure

	Atlantic (n=105)	Quebec (n=213)	Ontario (n=380)	Prairies (n=217)	BC (n=165)
Important/ Somewhat important	<b>92.2%</b>	<b>90.9%</b>	<b>90.3%</b>	<b>92.0%</b>	<b>92.6%</b>
	Men (n=552)	Women (n=520)	18 to 34 (n=237)	35 to 54 (n=383)	55 plus (n=460)
	<b>89.3%</b>	<b>93.1%</b>	<b>90.1%</b>	<b>90.0%</b>	<b>92.9%</b>

\*Weighted to the true population proportion.  
 \*Charts may not add up to 100 due to rounding.

Source: Nanos Research, RDD dual frame hybrid telephone and online random survey, April 30<sup>th</sup> to May 3<sup>rd</sup>, 2023, n=1080, accurate 3.0 percentage points plus or minus, 19 times out of 20.



# Urgency for the Government of Canada to disclose spending to address MMIWG tragedy

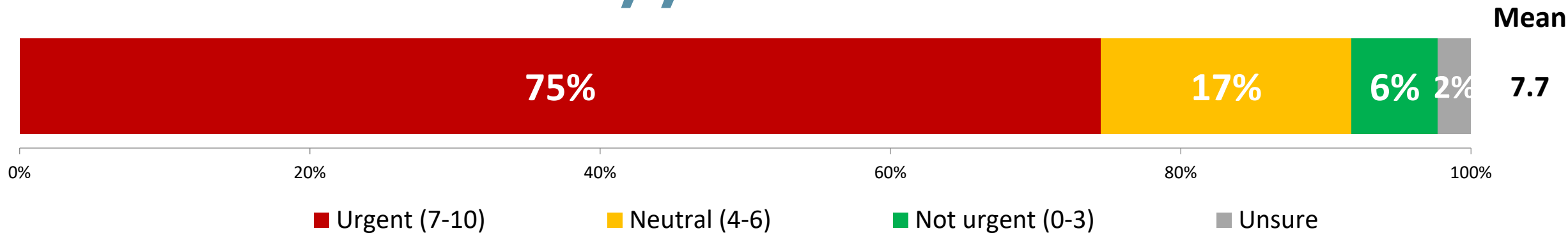
“Three in four Canadians say it is urgent (score of 7-10 out of ten) that the Canadian government should disclose how much money was spent and what the moneys were spent on for addressing the tragedy of MMIWGs.”

Q

On a scale from 0 to 10 where 0 is not at all urgent and 10 is extremely urgent, how would you rate the urgency in which the Government of Canada should disclose how much money was spent and what the moneys were spent on for addressing the national tragedy of missing and murdered Indigenous women and girls?

	Atlantic (n=105)	Quebec (n=213)	Ontario (n=380)	Prairies (n=217)	BC (n=165)
<b>Mean</b>	<b>8.0</b>	<b>7.4</b>	<b>7.6</b>	<b>8.2</b>	<b>7.9</b>
	Men (n=552)	Women (n=520)	18 to 34 (n=237)	35 to 54 (n=383)	55 plus (n=460)
	<b>7.6</b>	<b>7.8</b>	<b>4.8</b>	<b>5.0</b>	<b>5.2</b>

\*Weighted to the true population proportion.  
\*Charts may not add up to 100 due to rounding.



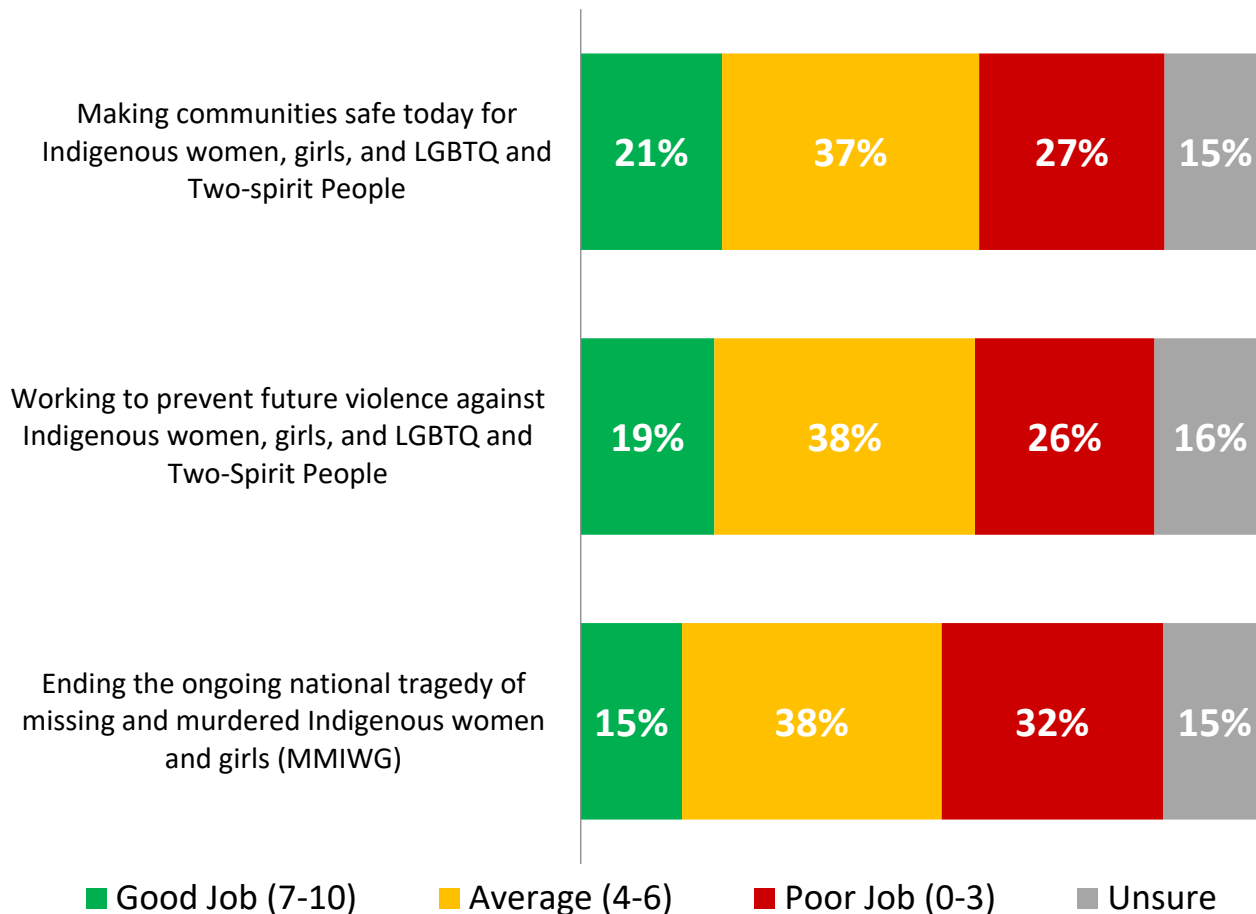
Source: Nanos Research, RDD dual frame hybrid telephone and online random survey, April 30<sup>th</sup> to May 3<sup>rd</sup>, 2023, n=1080, accurate 3.0 percentage points plus or minus, 19 times out of 20.



# Rating the job done by the Government of Canada

Q

On a scale from 0 to 10 where 0 is a very poor job and 10 is a very good job, how would you rate the job done by the Government of Canada to: [ROTATE]



“

Canadians are more likely to say the Government of Canada has done a poor (score of 0-3 out of 10) rather than a good job (score of 7-10 out of 10) making communities safe today for Indigenous women, girls and LGBTQ and Two-spirit People, working to prevent future violence, and ending the ongoing national tragedy of MMIWG.

”

\*Weighted to the true population proportion.

\*Charts may not add up to 100 due to rounding.

Source: Nanos Research, RDD dual frame hybrid telephone and online random survey, April 30<sup>th</sup> to May 3<sup>rd</sup>, 2023, n=1080, accurate 3.0 percentage points plus or minus, 19 times out of 20.

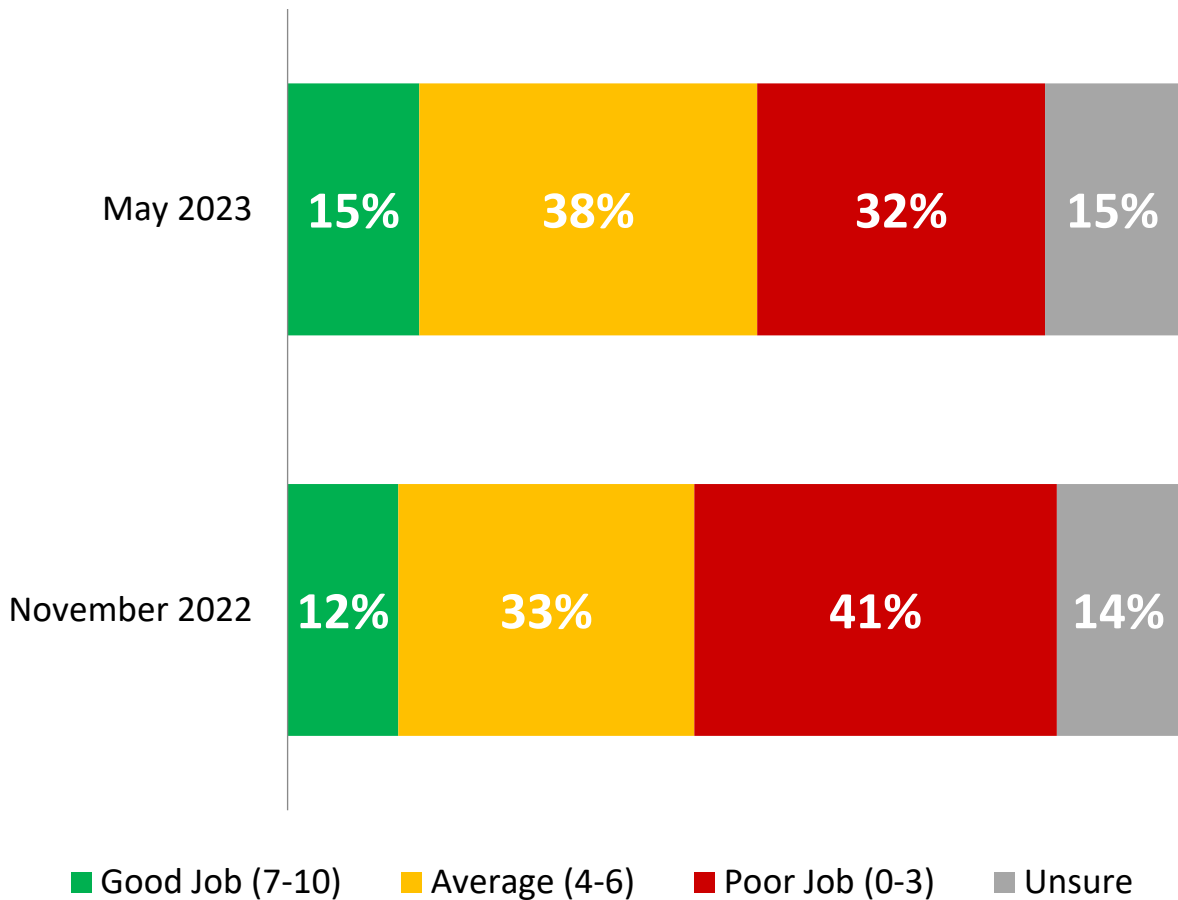


# Rating the job done by the Government of Canada ending the ongoing national tragedy of MMIWG

Q

On a scale from 0 to 10 where 0 is a very poor job and 10 is a very good job, how would you rate the job done by the Government of Canada to: [ROTATE]

Ending the ongoing national tragedy of missing and murdered Indigenous women and girls (MMIWG)



Mean	Atlantic (n=105)	Quebec (n=213)	Ontario (n=380)	Prairies (n=217)	BC (n=165)
	<b>4.2</b>	<b>4.9</b>	<b>4.0</b>	<b>4.0</b>	<b>3.7</b>
Men (n=552)	Women (n=520)	18 to 34 (n=237)	35 to 54 (n=383)	55 plus (n=460)	
	<b>4.4</b>	<b>4.0</b>	<b>3.8</b>	<b>4.2</b>	<b>4.3</b>

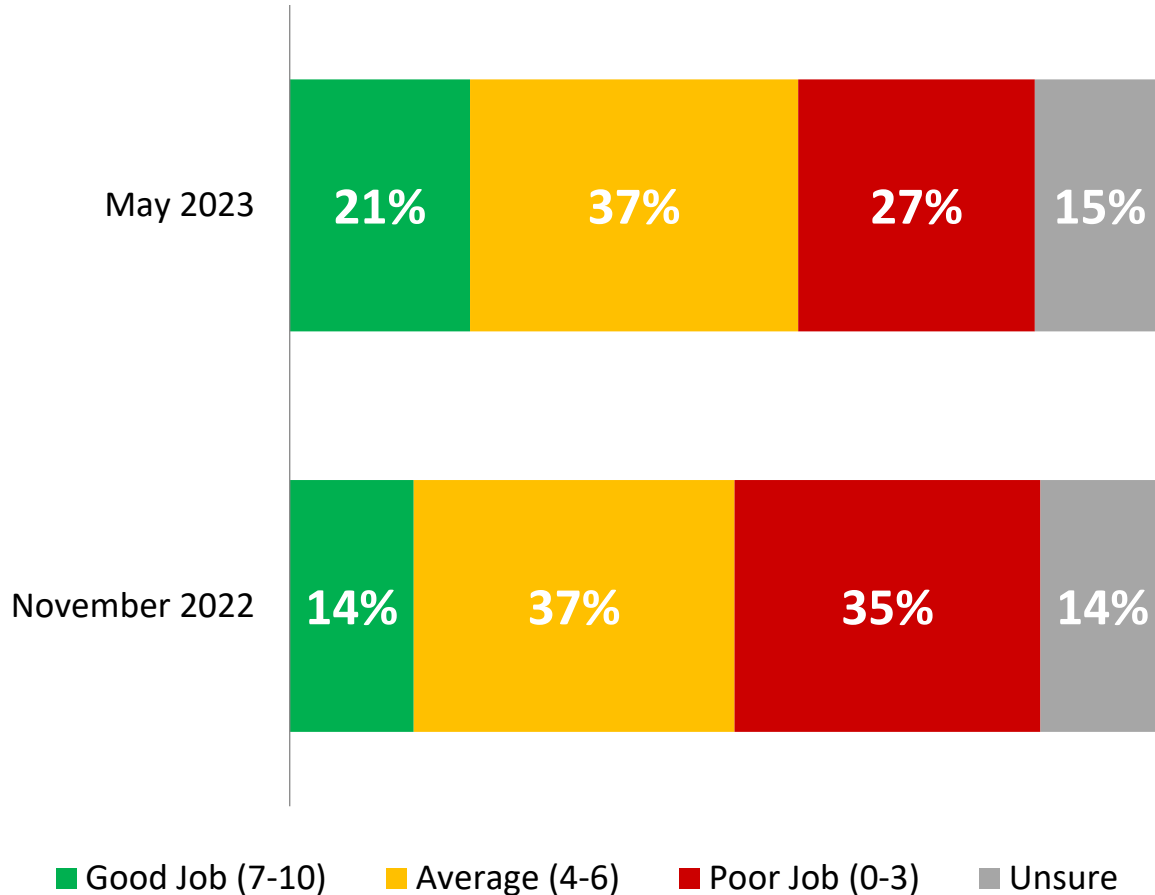
\*Weighted to the true population proportion.  
\*Charts may not add up to 100 due to rounding.

Source: Nanos Research, RDD dual frame hybrid telephone and online random survey, April 30<sup>th</sup> to May 3<sup>rd</sup>, 2023, n=1080, accurate 3.0 percentage points plus or minus, 19 times out of 20.





# Rating the job done by the Government of Canada making communities safe today



Q

On a scale from 0 to 10 where 0 is a very poor job and 10 is a very good job, how would you rate the job done by the Government of Canada to: [ROTATE]

**Making communities safe today for Indigenous women, girls, and LGBTQ and Two-spirit People**

	Atlantic (n=105)	Quebec (n=213)	Ontario (n=380)	Prairies (n=217)	BC (n=165)
<b>Mean</b>	<b>4.8</b>	<b>4.9</b>	<b>4.6</b>	<b>4.6</b>	<b>4.3</b>
	Men (n=552)	Women (n=520)	18 to 34 (n=237)	35 to 54 (n=383)	55 plus (n=460)
	<b>4.9</b>	<b>4.4</b>	<b>4.7</b>	<b>4.6</b>	<b>4.6</b>

\*Weighted to the true population proportion.

\*Charts may not add up to 100 due to rounding.

Source: Nanos Research, RDD dual frame hybrid telephone and online random survey, April 30<sup>th</sup> to May 3<sup>rd</sup>, 2023, n=1080, accurate 3.0 percentage points plus or minus, 19 times out of 20.

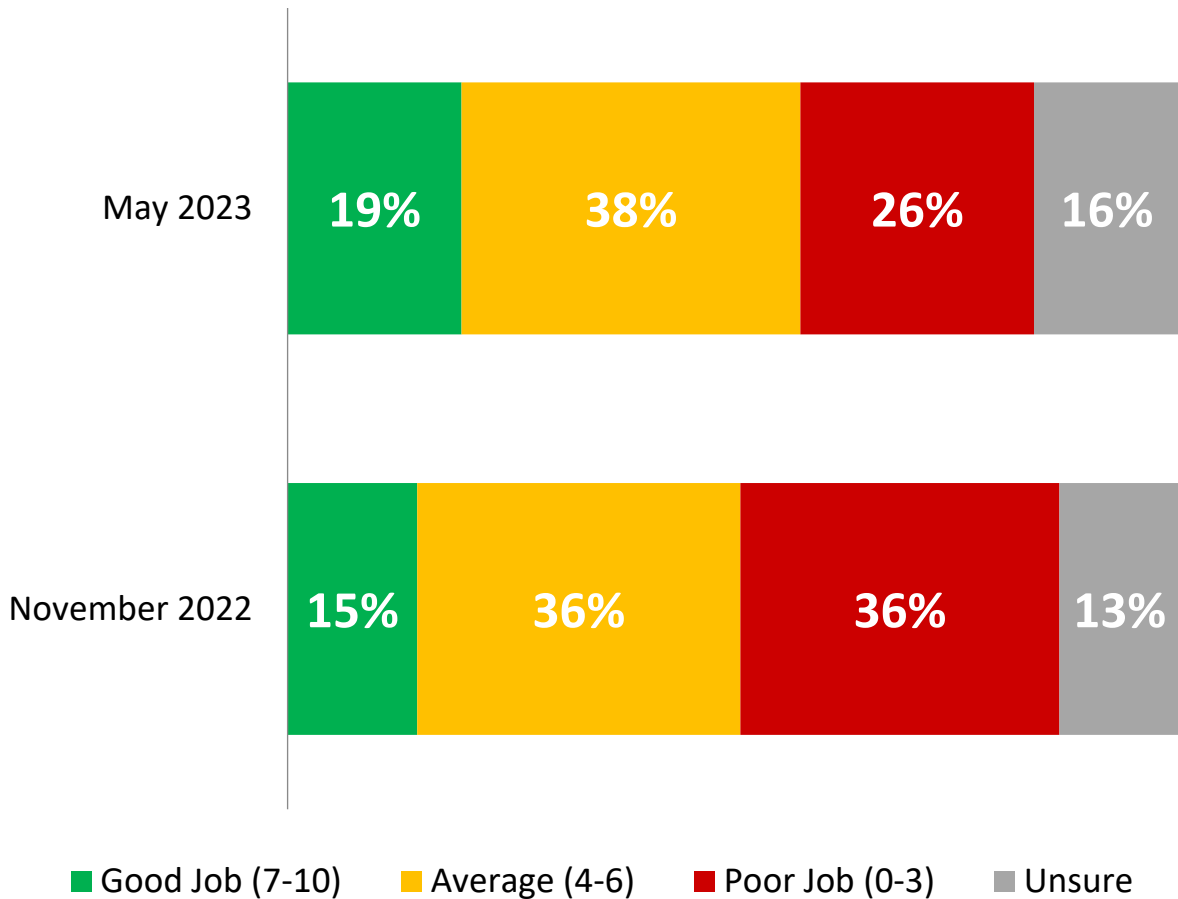


# Rating the job done by the Government of Canada working to prevent future violence

Q

On a scale from 0 to 10 where 0 is a very poor job and 10 is a very good job, how would you rate the job done by the Government of Canada to: [ROTATE]

Working to prevent future violence against Indigenous women, girls, and LGBTQ and Two-Spirit People



Mean	Atlantic (n=105)	Quebec (n=213)	Ontario (n=380)	Prairies (n=217)	BC (n=165)
	<b>4.7</b>	<b>5.0</b>	<b>4.5</b>	<b>4.5</b>	<b>4.1</b>
	Men (n=552)	Women (n=520)	18 to 34 (n=237)	35 to 54 (n=383)	55 plus (n=460)
	<b>4.8</b>	<b>4.3</b>	<b>4.5</b>	<b>4.6</b>	<b>4.6</b>

\*Weighted to the true population proportion.  
\*Charts may not add up to 100 due to rounding.

Source: Nanos Research, RDD dual frame hybrid telephone and online random survey, April 30<sup>th</sup> to May 3<sup>rd</sup>, 2023, n=1080, accurate 3.0 percentage points plus or minus, 19 times out of 20.



Nanos conducted an RDD dual frame (land- and cell-lines) hybrid telephone and online random survey of 1080 Canadians, 18 years of age or older, between April 30<sup>th</sup> and May 3<sup>rd</sup>, 2023 as part of an omnibus survey. Participants were randomly recruited by telephone using live agents and administered a survey online. The results were statistically checked and weighted by age and gender using the latest Census information and the sample is geographically stratified to be representative of Canada.

Individuals were randomly called using random digit dialling with a maximum of five call backs.

The margin of error for a random survey of 1080 Canadians is  $\pm 3.0$  percentage points, 19 times out of 20.

The research was commissioned by Native Women's Association of Canada and was conducted by Nanos Research.

Note: Charts may not add up to 100 due to rounding.



Element	Description	Element	Description
Research sponsor	Native Women's Association of Canada	Weighting of Data	The results were weighted by age and gender using the latest Census information (2021) and the sample is geographically stratified to ensure a distribution across all regions of Canada. See tables for full weighting disclosure
Population and Final Sample Size	1080 Randomly selected individuals.	Screening	Screening ensured potential respondents did not work in the market research industry, in the advertising industry, in the media or a political party prior to administering the survey to ensure the integrity of the data.
Source of Sample	Nanos Probability Panel	Excluded Demographics	Individuals younger than 18 years old; individuals without land or cell lines, and individuals without internet access could not participate.
Type of Sample	Probability	Stratification	By age and gender using the latest Census information (2021) and the sample is geographically stratified to be representative of Canada. Smaller areas such as Atlantic Canada were marginally oversampled to allow for a minimum regional sample.
Margin of Error	±3.0 percentage points, 19 times out of 20.	Estimated Response Rate	10 percent, consistent with industry norms.
Mode of Survey	RDD dual frame (land- and cell-lines) hybrid telephone and online omnibus survey	Question Order	Question order in the preceding report reflects the order in which they appeared in the original questionnaire.
Sampling Method Base	The sample included both land- and cell-lines RDD (Random Digit Dialed) across Canada.	Question Content	Topics on the omnibus ahead of the survey content included: views on political issues, views on economic issues, the Canadian military, foreign interference in Canada, mental health, international affairs, and homeless youth.
Demographics (Captured)	Atlantic Canada, Quebec, Ontario, Prairies, British Columbia; Men and Women; 18 years and older. Six digit postal code was used to validate geography.	Question Wording	The questions in the preceding report are written exactly as they were asked to individuals.
Fieldwork/Validation	Individuals were recruited using live interviews with live supervision to validate work, the research questions were administered online	Research/Data Collection Supplier	Nanos Research
Number of Calls	Maximum of five call backs to those recruited.	Contact	Contact Nanos Research for more information or with any concerns or questions. <a href="http://www.nanos.co">http://www.nanos.co</a> Telephone:(613) 234-4666 ext. 237 Email: info@nanosresearch.com.
Time of Calls	Individuals recruited were called between 12-5:30 pm and 6:30-9:30pm local time for the respondent.		
Field Dates	April 30 <sup>th</sup> to May 3 <sup>rd</sup> , 2023.		
Language of Survey	The survey was conducted in both English and French.		
Standards	Nanos Research is a member of the Canadian Research Insights Council (CRIC) and confirms that this research fully complies with all CRIC Standards including the CRIC Public Opinion Research Standards and Disclosure Requirements. <a href="https://canadianresearchinsightscouncil.ca/standards/">https://canadianresearchinsightscouncil.ca/standards/</a>		

# Any questions?

---



Nanos Research

(613) 234-4666, ext. 237

[ea@nanosresearch.com](mailto:ea@nanosresearch.com)

For more information on the firm, please visit [www.nanos.co](http://www.nanos.co)

# Nanos services

- ✓ As premier market and public opinion research firms, we conduct research around the world for a variety of clients.
- ✓ Nanos offers a full suite of services ranging from bespoke research engagements to strategic assessments and mission planning. Our firm applies the latest machine learning algorithms to deliver exceptionally rigorous and insightful intelligence to clients.
- ✓ At Nanos, we believe that small steps can lead to large insights. We'll sit down with you to learn about your challenges and work on them together.
- ✓ For more information about how we can help, please visit us at:

[www.nanos.co](http://www.nanos.co)

Nanos Research offers a vertically integrated full service quantitative and qualitative research practice to exceed the highest standards.

Since  
**1987**

top executives have turned to Nanos for world-class data and strategic insight.





nanos dimap analytika



NANOS RUTHERFORD MCKAY & Co.

As one of North America's premier market and public opinion research firms, we put strategic intelligence into the hands of decision makers. The majority of our work is for private sector and public facing organizations and ranges from market studies, managing reputation through to leveraging data intelligence. Nanos Research offers a vertically integrated full service quantitative and qualitative research practice to attain the highest standards and the greatest control over the research process. [www.nanos.co](http://www.nanos.co)

This international joint venture between [dimap](#) and [Nanos](#) brings together top research and data experts from North American and Europe to deliver exceptional data intelligence to clients. The team offers data intelligence services ranging from demographic and sentiment microtargeting; consumer sentiment identification and decision conversion; and, data analytics and profiling for consumer persuasion. [www.nanosdimap.com](http://www.nanosdimap.com)

NRM is an affiliate of Nanos Research and Rutherford McKay Associates. Our service offerings are based on decades of professional experience and extensive research and include public acceptance and engagement, communications audits, and narrative development. [www.nrmpublicaffairs.com](http://www.nrmpublicaffairs.com)

# Tabulations







2022-2373 – Native Women’s Association of Canada – April Omni – STAT SHEET

			Region						Gender			Age		
			Canada 2023-05	Atlantic	Quebec	Ontario	Prairies	British Columbia	Male	Female	Other	18 to 34	35 to 54	55 plus
Question - Our next few questions are about Indigenous issues in Canada. Have you heard or not heard of the 231 Calls for Justice identified by the National Inquiry for Missing and Murdered Indigenous Women and Girls (MMIWG)?	Total	Unwgt N	1080	105	213	380	217	165	552	520	8	237	383	460
		Wgt N	1008	68	233	390	178	139	490	510	8	271	324	413
	Heard	%	71.4	76.6	65.8	68.7	78.9	76.6	68.7	73.6		67.4	69.8	75.4
	Not heard	%	28.6	23.4	34.2	31.3	21.1	23.4	31.3	26.4		32.6	30.2	24.6

			Region						Gender			Age		
			Canada 2023-05	Atlantic	Quebec	Ontario	Prairies	British Columbia	Male	Female	Other	18 to 34	35 to 54	55 plus
Question – [IF HEARD] On a scale of 0 to 10, where 0 is not at all knowledgeable and 10 is completely knowledgeable, how would you rate your level of knowledge on the National Inquiry for Missing and Murdered Indigenous Women and Girls (MMIWG)?	Total	Unwgt N	780	80	138	262	175	125	385	387	8	160	272	348
		Wgt N	720	52	153	268	140	106	337	375	8	182	226	312
		Mean	5.0	5.1	4.4	4.9	5.5	5.7	5.0	5.1		4.8	5.0	5.2
		Median	5.0	5.0	4.0	5.0	6.0	6.0	5.0	5.0		5.0	5.0	5.0
	Not at all knowledgeable (0)	%	2.9	4.6	6.9	2.0	1.1	0.7	3.0	2.8		3.1	3.9	2.0
	1	%	3.9	0.0	7.7	3.3	2.6	3.5	3.8	4.0		3.0	3.5	4.7
	2	%	7.5	4.6	6.9	10.8	6.4	3.0	6.9	8.0		11.3	8.3	4.7
	3	%	12.4	12.2	17.9	13.4	8.3	7.8	13.3	11.9		12.1	13.1	12.1
	4	%	11.7	13.2	10.7	10.5	14.3	11.8	12.4	11.0		17.4	11.1	8.7
	5	%	16.3	22.9	14.5	18.0	13.2	15.5	15.4	17.0		14.2	14.6	18.8
	6	%	15.3	11.1	14.4	15.3	16.9	16.5	16.6	14.2		13.4	14.9	16.6
	7	%	17.0	16.3	13.2	15.1	20.9	22.7	16.7	17.5		17.5	16.6	17.0
	8	%	7.9	11.9	4.4	7.3	8.6	11.5	7.0	8.3		3.4	7.6	10.8
9	%	3.3	1.6	3.5	2.6	4.2	4.2	2.5	4.0		2.7	4.2	3.0	
Completely knowledgeable (10)	%	1.5	0.0	0.0	1.3	2.9	3.0	2.1	0.9		2.0	1.9	0.8	
Unsure	%	0.3	1.6	0.0	0.3	0.6	0.0	0.3	0.4		0.0	0.4	0.5	

Nanos conducted an RDD dual frame (land- and cell- lines) hybrid telephone and online random survey of 1,080 Canadians, 18 years of age or older, between April 30<sup>th</sup> and May 3<sup>rd</sup>, 2023. The margin of error for this survey is ±3.0 percentage points, 19 times out of 20. \* Some results have been shaded due to small sample size (n-value under 30).

[www.nanos.co](http://www.nanos.co)



**2022-2373 – Native Women’s Association of Canada – April Omni – STAT SHEET**

Do you believe that it is important, somewhat important, somewhat not important or not important for the Government of Canada to take action in order to: [ROTATE]

			Region							Gender			Age		
			Canada	Atlantic	Quebec	Ontario	Prairies	British Columbia	Male	Female	Other	18 to 34	35 to 54	55 plus	
Question -	Total	Unwgt N	1080	105	213	380	217	165	552	520	8	237	383	460	
Provide justice for Missing and Murdered Indigenous women, girls, Two-Spirit, transgender, and gender-diverse people (MMIWG)		Wgt N	1008	68	233	390	178	139	490	510	8	271	324	413	
	Important	%	53.8	62.4	48.1	58.9	47.0	53.5	45.8	61.3		57.0	49.5	55.0	
	Somewhat important	%	27.9	25.8	37.7	23.1	30.1	23.1	31.2	24.5		25.2	28.2	29.4	
	Somewhat not important	%	7.8	6.4	5.6	7.5	8.3	12.3	9.7	6.1		5.9	10.6	6.8	
	Not important	%	6.5	3.3	2.7	7.1	10.7	6.9	9.0	4.1		6.4	7.7	5.5	
	Unsure	%	4.1	2.1	5.9	3.3	3.9	4.2	4.3	4.0		5.5	4.0	3.2	

Do you believe that it is important, somewhat important, somewhat not important or not important for the Government of Canada to take action in order to: [ROTATE]

			Region							Gender			Age		
			Canada	Atlantic	Quebec	Ontario	Prairies	British Columbia	Male	Female	Other	18 to 34	35 to 54	55 plus	
Question -	Total	Unwgt N	1080	105	213	380	217	165	552	520	8	237	383	460	
End the ongoing national tragedy of Missing and Murdered Indigenous women, girls, Two-Spirit, transgender, and gender-diverse people (MMIWG)		Wgt N	1008	68	233	390	178	139	490	510	8	271	324	413	
	Important	%	56.7	61.3	54.8	59.8	49.3	58.1	48.2	64.9		61.0	51.4	57.9	
	Somewhat important	%	24.9	24.1	32.2	19.4	27.8	25.1	29.2	20.9		21.0	26.6	26.2	
	Somewhat not important	%	7.8	4.8	4.7	8.6	10.5	9.2	8.8	6.9		5.8	10.5	7.1	
	Not important	%	6.3	3.3	3.5	8.2	8.9	3.9	9.2	3.7		6.6	7.6	5.1	
	Unsure	%	4.3	6.5	4.9	4.1	3.5	3.7	4.7	3.7		5.6	3.8	3.7	

Nanos conducted an RDD dual frame (land- and cell- lines) hybrid telephone and online random survey of 1,080 Canadians, 18 years of age or older, between April 30<sup>th</sup> and May 3<sup>rd</sup>, 2023. The margin of error for this survey is ±3.0 percentage points, 19 times out of 20. \* Some results have been shaded due to small sample size (n-value under 30).



**2022-2373 – Native Women’s Association of Canada – April Omni – STAT SHEET**

			Region							Gender			Age		
			Canada	Atlantic	Quebec	Ontario	Prairies	British Columbia	Male	Female	Other	18 to 34	35 to 54	55 plus	
			2023-05												
Question - On a scale from 0 to 10 where 0 is not at all urgent and 10 is extremely urgent, how would you rate the urgency in which the Government of Canada needs to take action to end the ongoing national tragedy of Missing and Murdered Indigenous women, girls, Two-Spirit, transgender, and gender-diverse people (MMIWG)?	Total	Unwgt N	1080	105	213	380	217	165	552	520	8	237	383	460	
	Not at all urgent (0)	Wgt N	1008	68	233	390	178	139	490	510	8	271	324	413	
	1	Mean	7.0	7.5	7.3	7.0	6.5	6.9	6.4	7.5		7.0	6.8	7.2	
	2	Median	8.0	8.0	8.0	8.0	7.0	8.0	7.0	8.0		7.0	7.0	8.0	
	3	%	4.4	3.7	2.1	4.8	8.0	2.8	6.9	2.0		5.3	5.5	2.9	
	4	%	1.8	0.0	0.4	1.7	2.8	3.7	2.1	1.4		1.1	2.7	1.4	
	5	%	3.5	1.4	1.7	4.5	3.8	4.1	4.0	3.0		2.7	5.5	2.4	
	6	%	3.7	2.8	3.4	4.3	4.0	2.5	4.4	3.0		3.6	2.6	4.6	
	7	%	2.5	4.9	1.8	1.4	4.6	2.8	3.4	1.6		0.7	3.0	3.3	
	8	%	8.7	10.0	9.7	9.2	6.1	8.7	9.8	7.5		8.0	9.2	8.9	
	9	%	8.4	4.5	10.7	8.4	7.2	8.1	10.5	6.5		10.5	7.2	8.0	
	Extremely urgent (10)	%	14.5	12.7	17.2	11.5	17.2	15.4	13.6	15.1		15.8	14.1	13.9	
	Unsure	%	16.1	9.8	18.3	15.9	13.3	19.8	18.3	14.3		16.2	14.5	17.4	
		%	10.7	14.4	10.8	9.8	9.9	12.3	8.1	13.4		6.0	12.8	12.1	
		%	22.6	32.6	20.7	25.2	19.0	18.4	15.7	29.1		23.9	21.0	23.1	
		%	3.2	3.2	3.2	3.3	4.2	1.4	3.1	3.1		6.2	1.9	2.2	

As you may know, June 3rd marks the fourth anniversary of the National Inquiry for Missing and Murdered Indigenous Women and Girls (MMIWG). The national inquiry released its final report, titled Reclaiming Power and Place, on June 3, 2019, after two years of gathering testimonies from families and survivors across the country where it identified 231 Calls for Justice.

			Region							Gender			Age		
			Canada	Atlantic	Quebec	Ontario	Prairies	British Columbia	Male	Female	Other	18 to 34	35 to 54	55 plus	
			2023-05												
Question - Do you believe it is important, somewhat important, somewhat not important or not important for the Government of Canada to be transparent in their spending for addressing the national tragedy of missing and murdered Indigenous women and girls, such as how much money was spent and what the moneys were spent on?	Total	Unwgt N	1080	105	213	380	217	165	552	520	8	237	383	460	
	Important	Wgt N	1008	68	233	390	178	139	490	510	8	271	324	413	
	Somewhat important	%	67.9	68.4	62.6	66.4	71.7	75.6	63.1	72.1		64.4	64.4	72.9	
	Somewhat not important	%	23.3	23.9	28.4	23.9	20.3	17.0	26.1	21.0		25.7	25.5	20.0	
	Not important	%	3.9	4.1	5.0	4.0	1.5	4.9	4.1	3.6		3.3	4.8	3.7	
	Unsure	%	2.7	1.0	2.5	3.3	3.4	1.1	4.4	1.1		2.8	3.8	1.7	
		%	2.2	2.7	1.6	2.4	3.0	1.4	2.2	2.2		3.8	1.5	1.7	

Nanos conducted an RDD dual frame (land- and cell- lines) hybrid telephone and online random survey of 1,080 Canadians, 18 years of age or older, between April 30<sup>th</sup> and May 3<sup>rd</sup>, 2023. The margin of error for this survey is ±3.0 percentage points, 19 times out of 20. \* Some results have been shaded due to small sample size (n-value under 30).



2022-2373 – Native Women’s Association of Canada – April Omni – STAT SHEET

			Region						Gender			Age		
			Canada 2023-05	Atlantic	Quebec	Ontario	Prairies	British Columbia	Male	Female	Other	18 to 34	35 to 54	55 plus
Question - On a scale from 0 to 10 where 0 is not at all urgent and 10 is extremely urgent, how would you rate the urgency in which the Government of Canada should disclose how much money was spent and what the moneys were spent on for addressing the national tragedy of missing and murdered Indigenous women and girls?	Total	Unwgt N	1080	105	213	380	217	165	552	520	8	237	383	460
		Wgt N	1008	68	233	390	178	139	490	510	8	271	324	413
		Mean	7.7	8.0	7.4	7.6	8.2	7.9	7.6	7.8		7.5	7.7	7.8
		Median	8.0	9.0	8.0	8.0	9.0	8.0	8.0	8.0		8.0	8.0	8.0
	Not at all urgent (0)	%	1.6	0.8	1.8	2.1	1.5	0.5	2.2	1.1		1.8	2.2	1.1
	1	%	0.7	0.0	0.5	0.8	1.3	0.0	0.4	0.9		0.4	0.7	0.8
	2	%	1.5	0.0	1.4	2.3	0.7	1.1	1.3	1.7		0.5	2.4	1.4
	3	%	2.2	4.0	1.7	2.4	1.8	2.0	2.3	2.1		2.7	2.0	2.0
	4	%	1.6	2.1	0.4	2.0	0.9	3.0	1.6	1.6		1.9	1.1	1.7
	5	%	8.6	8.3	12.2	9.7	2.8	7.5	7.4	10.0		10.2	10.0	6.6
6	%	7.1	3.8	10.5	6.8	4.7	6.6	9.0	5.3		9.4	6.5	5.9	
7	%	13.2	13.1	16.0	11.4	13.7	13.1	14.3	12.4		13.5	11.0	14.8	
8	%	19.0	13.8	18.9	18.9	19.4	21.3	20.4	17.2		18.9	18.4	19.5	
9	%	16.1	17.6	16.2	16.1	15.9	15.7	14.3	17.9		10.9	14.7	20.6	
Extremely urgent (10)	%	26.2	33.4	17.2	25.2	35.3	28.8	24.9	27.3		25.1	29.8	24.0	
Unsure	%	2.3	3.1	3.3	2.4	1.8	0.5	1.9	2.6		4.6	1.3	1.6	

On a scale from 0 to 10 where 0 is a very poor job and 10 is a very good job, how would you rate the job done by the Government of Canada to: [ROTATE]

			Region						Gender			Age		
			Canada 2023-05	Atlantic	Quebec	Ontario	Prairies	British Columbia	Male	Female	Other	18 to 34	35 to 54	55 plus
Question - Ending the ongoing national tragedy of missing and murdered Indigenous women and girls (MMIWG)	Total	Unwgt N	1080	105	213	380	217	165	552	520	8	237	383	460
		Wgt N	1008	68	233	390	178	139	490	510	8	271	324	413
		Mean	4.2	4.2	4.9	4.0	4.0	3.7	4.4	4.0		3.8	4.2	4.3
		Median	5.0	4.0	5.0	4.0	5.0	3.0	5.0	4.0		4.0	5.0	5.0
	Very poor job (0)	%	11.5	12.1	6.2	12.6	14.4	13.0	10.7	12.0		14.5	9.6	11.0
	1	%	3.1	1.8	2.3	2.7	5.2	3.5	2.6	3.7		0.9	4.4	3.6
	2	%	7.8	5.6	6.0	8.8	5.6	12.1	7.2	8.5		9.0	8.4	6.6
	3	%	9.9	14.1	4.4	11.1	9.5	14.0	8.9	10.8		10.6	10.3	9.0
	4	%	8.7	11.0	8.4	10.8	6.0	5.1	7.8	9.2		6.7	8.9	9.7
	5	%	19.6	13.3	24.2	19.3	18.4	17.2	18.1	21.3		19.6	19.1	19.9
6	%	9.6	13.0	8.8	9.0	10.6	10.2	12.2	7.1		9.9	8.8	10.1	
7	%	7.6	7.4	13.2	5.8	6.9	4.4	8.6	6.7		5.0	6.6	10.1	
8	%	4.0	3.2	4.0	3.7	5.8	2.8	4.0	3.9		4.1	4.0	3.9	
9	%	1.3	4.9	1.4	1.0	0.7	1.0	1.5	1.1		0.0	1.5	2.0	
Very good job (10)	%	1.9	0.0	2.5	2.3	1.1	1.7	2.4	1.4		0.9	2.6	2.0	
Unsure	%	15.1	13.5	18.6	13.0	15.9	14.9	15.9	14.4		18.8	15.9	12.1	

Nanos conducted an RDD dual frame (land- and cell- lines) hybrid telephone and online random survey of 1,080 Canadians, 18 years of age or older, between April 30<sup>th</sup> and May 3<sup>rd</sup>, 2023. The margin of error for this survey is ±3.0 percentage points, 19 times out of 20. \* Some results have been shaded due to small sample size (n-value under 30).

[www.nanos.co](http://www.nanos.co)



**2022-2373 – Native Women’s Association of Canada – April Omni – STAT SHEET**

On a scale from 0 to 10 where 0 is a very poor job and 10 is a very good job, how would you rate the job done by the Government of Canada to: [ROTATE]

			Region							Gender			Age		
			Canada 2023-05	Atlantic	Quebec	Ontario	Prairies	British Columbia	Male	Female	Other	18 to 34	35 to 54	55 plus	
Question - Making communities safe today for Indigenous women, girls, and LGBTQ and Two-Spirit People	Total	Unwgt N	1080	105	213	380	217	165	552	520	8	237	383	460	
		Wgt N	1008	68	233	390	178	139	490	510	8	271	324	413	
		Mean	4.6	4.8	4.9	4.6	4.6	4.3	4.9	4.4		4.7	4.6	4.6	
		Median	5.0	5.0	5.0	5.0	5.0	5.0	5.0	5.0		5.0	5.0	5.0	
	Very poor job (0)	%	9.8	10.2	6.7	10.3	11.8	11.0	8.3	11.1		9.9	8.9	10.5	
	1	%	2.7	1.2	2.0	3.0	3.1	3.4	2.3	3.2		1.3	3.0	3.5	
	2	%	5.7	2.6	6.9	5.1	6.1	6.4	5.8	5.7		4.6	8.3	4.4	
	3	%	8.8	9.2	5.3	11.5	6.7	9.4	6.8	10.4		6.5	9.6	9.6	
	4	%	8.3	6.8	6.9	8.9	9.5	7.9	6.8	9.8		10.8	6.6	7.9	
	5	%	18.1	24.1	21.4	15.8	15.1	20.4	18.4	18.2		16.4	17.4	19.9	
	6	%	11.1	15.5	11.2	9.3	13.4	11.1	13.5	9.0		12.0	10.5	11.0	
	7	%	9.5	8.1	12.9	10.1	7.0	6.0	9.9	9.0		10.7	7.5	10.3	
	8	%	7.1	2.6	5.5	8.4	9.2	5.8	7.2	7.0		5.8	9.0	6.6	
9	%	1.5	2.1	1.4	1.2	1.9	1.8	1.7	1.3		0.0	2.2	1.9		
Very good job (10)	%	2.5	4.0	2.0	3.0	2.4	1.2	3.7	1.4		3.0	2.9	1.8		
Unsure	%	14.9	13.6	17.8	13.4	13.8	15.8	15.6	13.9		19.0	14.2	12.7		

On a scale from 0 to 10 where 0 is a very poor job and 10 is a very good job, how would you rate the job done by the Government of Canada to: [ROTATE]

			Region							Gender			Age		
			Canada 2023-05	Atlantic	Quebec	Ontario	Prairies	British Columbia	Male	Female	Other	18 to 34	35 to 54	55 plus	
Question - Working to prevent future violence against Indigenous women, girls, and LGBTQ and Two-Spirit People	Total	Unwgt N	1080	105	213	380	217	165	552	520	8	237	383	460	
		Wgt N	1008	68	233	390	178	139	490	510	8	271	324	413	
		Mean	4.6	4.7	5.0	4.5	4.5	4.1	4.8	4.3		4.5	4.6	4.6	
		Median	5.0	5.0	5.0	5.0	5.0	4.0	5.0	5.0		5.0	5.0	5.0	
	Very poor job (0)	%	9.6	11.1	5.2	10.7	11.4	11.0	8.1	10.8		9.5	9.1	10.1	
	1	%	2.5	1.8	3.5	2.0	3.8	0.7	2.6	2.3		2.3	2.4	2.6	
	2	%	5.7	4.2	4.7	5.4	4.5	10.7	5.9	5.6		3.3	7.9	5.6	
	3	%	8.4	6.1	5.1	9.6	7.7	12.4	7.2	9.4		8.4	9.5	7.5	
	4	%	9.3	7.7	7.4	11.1	9.0	8.3	7.3	11.1		10.5	7.6	9.8	
	5	%	18.4	23.4	22.8	17.0	15.2	16.8	16.8	20.3		20.5	17.6	17.7	
	6	%	10.3	8.3	10.1	10.0	11.4	11.2	13.0	7.7		9.7	10.8	10.4	
	7	%	10.2	8.3	15.0	8.6	10.6	7.0	11.4	9.0		8.5	9.1	12.1	
	8	%	5.9	5.0	4.0	6.6	8.2	4.6	6.5	5.2		4.8	7.1	5.7	
9	%	1.6	2.8	0.9	2.2	1.0	1.2	1.7	1.5		1.4	1.5	1.8		
Very good job (10)	%	1.8	3.3	2.5	1.7	1.7	0.5	2.7	1.1		1.2	2.4	1.8		
Unsure	%	16.3	17.8	18.9	15.2	15.5	15.6	16.8	15.9		19.9	15.1	15.0		

Nanos conducted an RDD dual frame (land- and cell- lines) hybrid telephone and online random survey of 1,080 Canadians, 18 years of age or older, between April 30<sup>th</sup> and May 3<sup>rd</sup>, 2023. The margin of error for this survey is ±3.0 percentage points, 19 times out of 20. \* Some results have been shaded due to small sample size (n-value under 30).

[www.nanos.co](http://www.nanos.co)