

Unprompted, majority say affordability is a barrier they experienced when it comes to accessing housing that meets their needs



The research gauged the opinions among Indigenous Women, Two-Spirit, Transgender and Gender-Diverse people, to receive feedback on their experiences and perspectives regarding the unique housing challenges they face and their thoughts on potential solutions. The data collected will help inform the development of a report on Urban, Rural, and Northern Indigenous Housing Strategies.

Nanos hosted an open link survey distributed by NWAC of 326 Indigenous Women, Two-Spirit, Transgender and Gender-Diverse individuals, 17 years of age and over, from March 2nd to March 21st.

The research was commissioned by NWAC and was conducted by Nanos Research.

Key Findings



Majority say affordability is a barrier to accessing housing needs

When asked what barriers they have experienced when it comes to accessing housing that meets their needs, a majority ([57%](#)) of respondents say housing price/affordability/high down payments. This was followed by income/employment/personal finances/inflation ([30%](#)), lack of housing/ long wait lists ([28%](#)) and location/ distance to services/transportation ([20%](#)).



Most are satisfied or somewhat satisfied with their housing

Just under six in ten respondents say they are satisfied ([26%](#)) or somewhat satisfied ([33%](#)) with their current housing, while one in five say they are somewhat unsatisfied ([18%](#)) or unsatisfied ([22%](#)). Older respondents aged 35 to 54 and 55 plus are more likely to be satisfied with their housing ([32% and 30%](#), respectively) than younger respondents aged 17 to 34 ([16%](#)).



Affordability, housing size and landlords/maintenance most often mentioned for why respondents are unsatisfied/somewhat unsatisfied

Of those who say they are unsatisfied or somewhat unsatisfied with their current housing, respondents most often mention because it is expensive/unaffordable ([47%](#)), followed by the housing is too small/crowded/ want more space ([26%](#)) and because of unhappiness with their landlord/building maintenance/mold ([17%](#))

Key Findings



Off-reserve home ownership common current housing situation; single detached family home most common housing type

When asked what their current housing situation was, respondents most often report off-reserve home ownership ([29%](#)), followed by market rate rental housing ([26%](#)), on-reserve home ownership ([12%](#)) and community housing ([10%](#)). When asked what type of housing they currently live in, a majority of respondents report they live in a single detached family home ([53%](#)), followed by rented home/rented room in house ([16%](#)) and apartment building ([13%](#)).



Home ownership programs and Indigenous-specific housing incentives/initiatives most commonly ranked first for personal and community housing needs

Ranking the top three things needed to address their personal housing needs, respondents most often ranked home ownership programs first ([31%](#)), followed by Indigenous-specific housing incentives ([30%](#)) and affordable subsidized housing ([12%](#)). When asked to rank the same items for their community's needs, respondents most often said indigenous-specific housing incentives ([24%](#)), followed by Home ownership programs ([19%](#)) and community housing ([15%](#)).



Medical services and education centers most often ranked most important when choosing a home

Respondents were shown a list services and places, and they most often ranked medical centers ([25%](#)) and education centers ([25%](#)) first as the most important services and places when choosing a home, followed by public or free transit ([14%](#)).

Key Findings



Respondents split on whether their community is able to work together with nearby communities; majority rate working with nearby communities as important.

Over four in ten respondents ([44%](#)) are unsure that their community is able to work with nearby communities, while [42 per cent](#) say their community is able to do so, and [14 per cent](#) say it is not able to do so. Respondents overwhelmingly rate working with nearby communities as important ([mean of 8.5 out of 10](#))



Just under four in ten say their identity impacts somewhat negatively or negatively their access to housing that meets their needs

More respondents say their identity has had a somewhat negative ([17%](#)) or negative impact ([23%](#)), than a somewhat positive ([15%](#)), or positive ([nine per cent](#)) impact, while just under one in five say it has no impact ([21%](#)). Those who live in large urban population centers are more likely to say it has had a somewhat negative ([25%](#)) or negative impact ([24%](#)) on their ability to access housing that meets their needs.



Indigenous ownership/native specific housing/amenities made for Indigenous needs most common change to create housing that meets cultural and gender needs

When asked what could be changed to create housing that meets their distinct cultural and/or gender needs, respondents most commonly said Indigenous ownership/native specific housing/ amenities made for Indigenous needs ([22%](#)), followed by funding/affordability ([15%](#)) and special mortgages or funding programs for first time buyers, single moms, elders, etc. ([15%](#)).



Key Findings

10

Majority are not aware of First Nations On-Reserve Housing Program, The Residential Rehabilitation Assistance Program, The On-Reserve Non-Profit Housing Program and the Urban, Rural and Northern Housing strategy

Close to eight in ten respondents report they have not heard of the On-Reserve Non-Profit Housing program (79%) or the Urban, Rural and Northern Strategy (79%), while 75 per cent report they have not heard of the Residential Rehabilitation Assistance Program and 54 per cent have not heard of the First Nations On-Reserve Housing program.

11

Majority of respondents say their community should have a large or somewhat large role in informing housing policy

Just under seven in ten respondents say their community should have a large (46%) or somewhat large role (39%) in informing housing policy, while four per cent say it should have a somewhat small role, three per cent say it should have a small role, and three per cent say it should have no role.

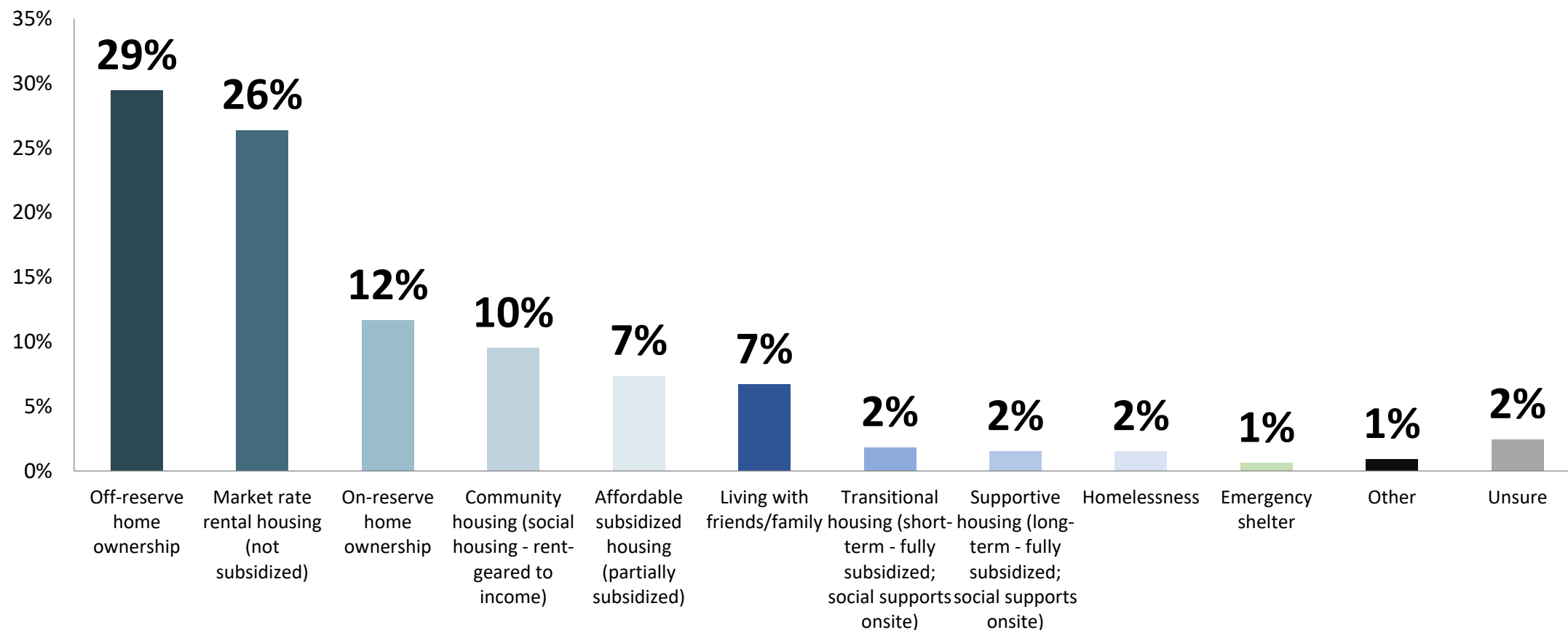
12

Affordability top priority when developing a housing strategy for Urban, Rural and Northern Indigenous communities

When asked what should be the top priorities when developing a housing strategy for Urban, Rural and Northern Indigenous communities, respondents most often mentioned affordability (31%), location/proximity to essentials (20%) and improving housing/more housing (14%).

Current housing situation

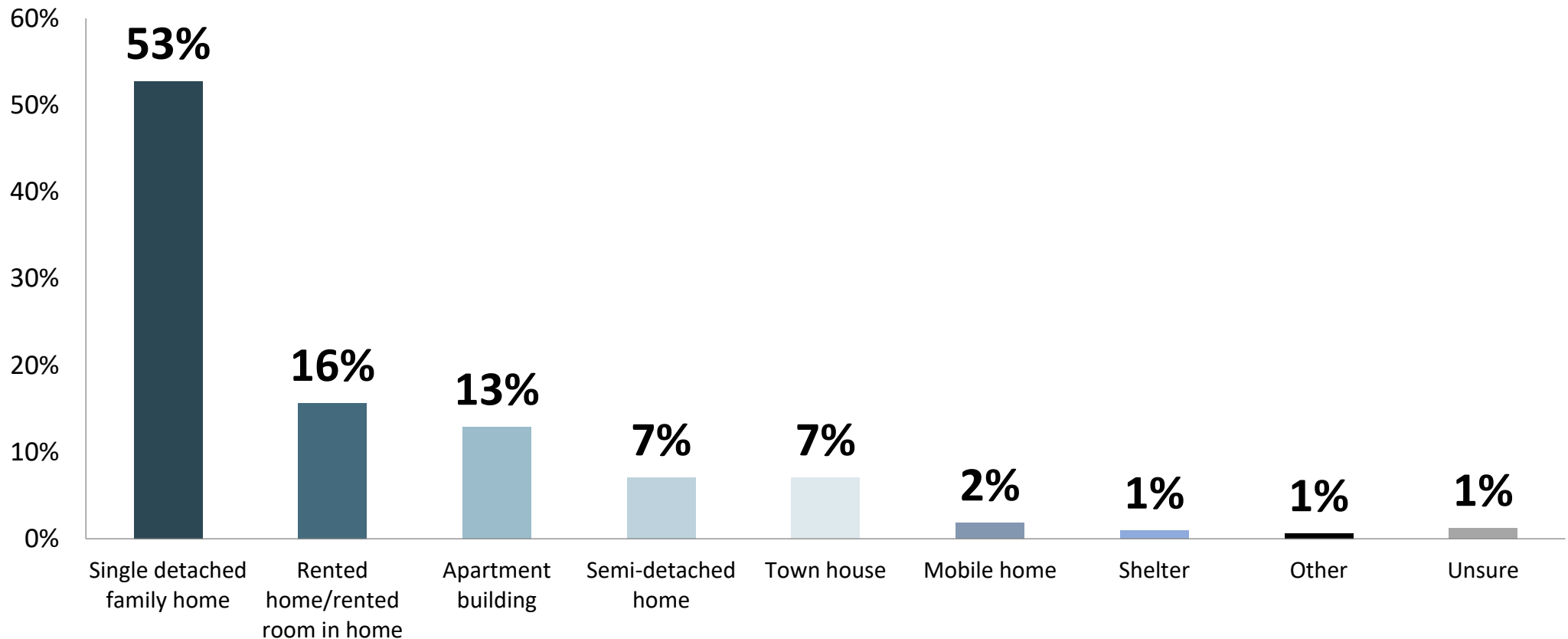
Q – Which of the following best describes your current housing situation?[SELECT ONE]



Source: Nanos hosted an open link online survey promoted by NWAC of 326 Indigenous Women, Two-Spirit, Transgender and Gender-Diverse individuals, 17 years of age and over, from March 2nd to March 21st, 2023

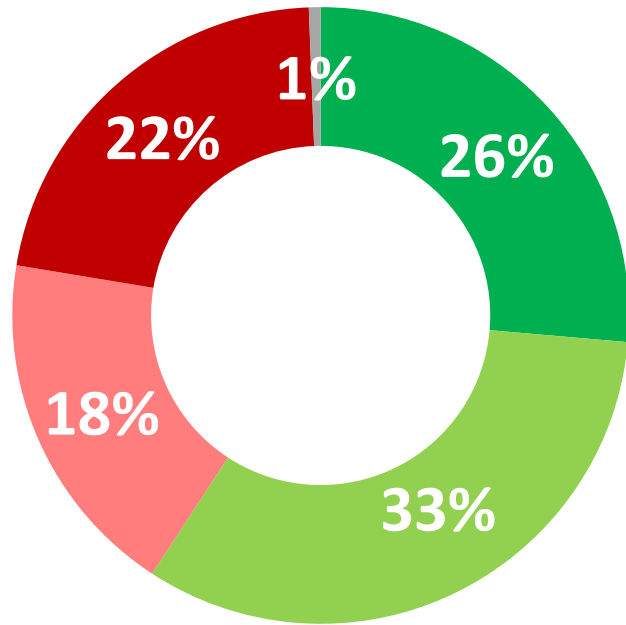
Type of housing currently resided in

Q – What type of housing do you currently live in? [SELECT ONE]



Source: Nanos hosted an open link online survey promoted by NWAC of 326 Indigenous Women, Two-Spirit, Transgender and Gender-Diverse individuals, 17 years of age and over, from March 2nd to March 21st, 2023

Satisfaction with current housing and drivers of satisfaction



- Satisfied
- Somewhat satisfied
- Somewhat unsatisfied
- Unsatisfied
- Unsure

TOP RESPONSES		Frequency (n=219)
	Expensive/unaffordable (rent, utilities, interest, etc)	33.8%
	Home in need of repairs/upgrades	15.5%
	Housing too small/crowded/want more space	15.1%
	Unhappy with landlord/building maintenance/mold	11.0%
	Affordable housing/living arrangements	10.0%
	Happy with current home/needs being met	5.0%
	It is safe	4.6%
	Good location/neighborhood	3.7%
	Would like to be homeowner	3.2%

***Based on multiple mentions**

*Charts may not add up to 100 due to rounding.

Are you satisfied, somewhat satisfied, somewhat unsatisfied or unsatisfied with your current housing? Why do you have that opinion? [OPEN]

Source: Nanos hosted an open link online survey promoted by NWAC of 326 Indigenous Women, Two-Spirit, Transgender and Gender-Diverse individuals, 17 years of age and over, from March 2nd to March 21st, 2023



Drivers of satisfaction

of respondents who say satisfied/somewhat satisfied

- **21% say** Expensive/unaffordable (rent, utilities, interest, etc)
- **19% say they have** Affordable housing/living arrangements
- **14% say** Home in need of repairs/upgrades
- **10% say** Happy with current home/needs being met
- **9% say** It is safe
- **7% say** Good location/neighborhood

of respondents who say unsatisfied/somewhat unsatisfied

- **47% say** Expensive/unaffordable (rent, utilities, interest, etc)
- **26% say** Housing too small/crowded/want more space
- **17% say** Unhappy with landlord/building maintenance/mold
- **7% say** Home in need of repairs/upgrades
- **12% say** Toxic/racist living environment
- **12% say** There is a lot of development/ construction

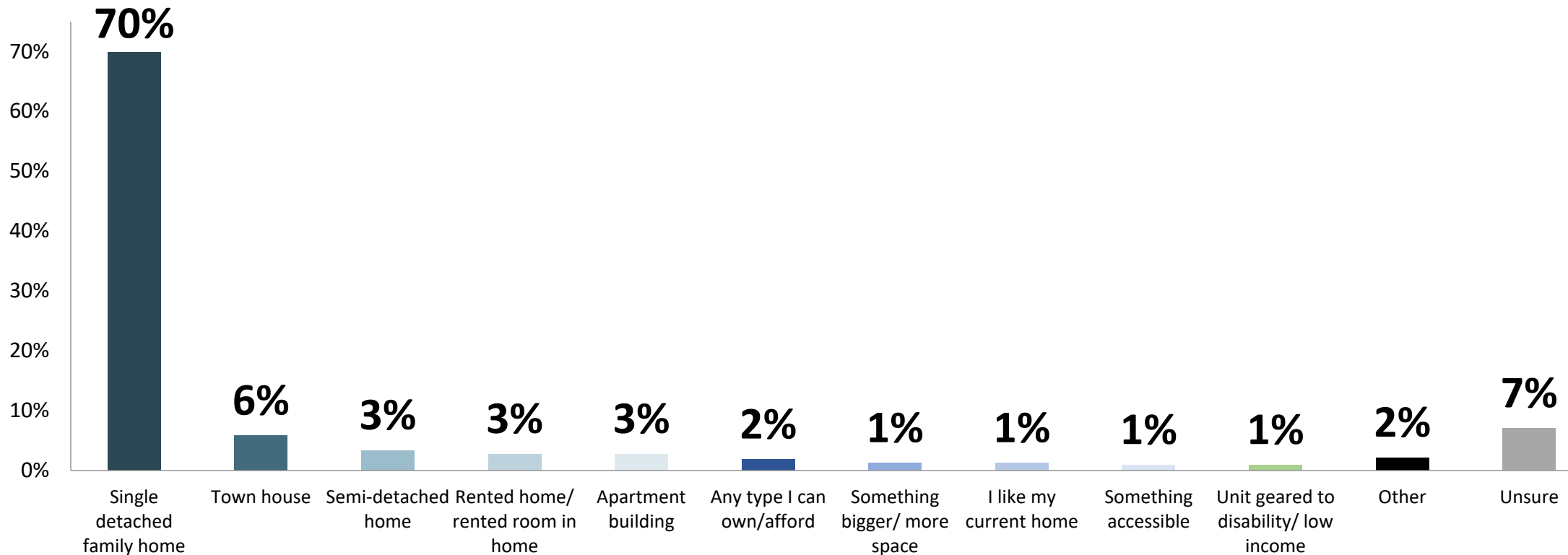
*Based on multiple mentions

Q – Why do you have that opinion? [OPEN]

Source: Nanos hosted an open link online survey promoted by NWAC of 219 Indigenous Women, Two-Spirit, Transgender and Gender-Diverse individuals, 17 years of age and over, from March 2nd to March 21st, 2023

Preferred housing type

Q – What is the preferred type of housing you would want to live in? [SELECT ONE]



Source: Nanos hosted an open link online survey promoted by NWAC of 326 Indigenous Women, Two-Spirit, Transgender and Gender-Diverse individuals, 17 years of age and over, from March 2nd to March 21st, 2023

Barriers to accessing housing

Q – What barriers, if any, have you experienced when it comes to accessing housing that meets your needs? [OPEN] [UP TO 3 MENTIONS]

		Frequency (n=295)
TOP RESPONSES	Housing price/affordability/high down payment	56.9%
	Income/employment/personal finances/inflation	29.8%
	Lack of housing/long wait lists	28.1%
	Location/distance to services/transportation	20.0%
	Interest rates/mortgage approval/credit score	19.7%
	Housing too small/overcrowding	8.8%
	Accessibility/ accommodations for age or disability	7.1%
	Racism/discrimination	6.4%
	Taxes/services/utilities costs	5.8%
	Home maintenance/repairs/materials costs	5.4%
	Safety	5.4%
Housing conditions are poor	5.1%	

***Based on multiple mentions**

Source: Nanos hosted an open link online survey promoted by NWAC of 295 Indigenous Women, Two-Spirit, Transgender and Gender-Diverse individuals, 17 years of age and over, from March 2nd to March 21st, 2023

Ranking personal housing needs

Q – Please rank the top three from the following in terms of the most useful for addressing your **personal** housing needs, where 1 is the most useful, 2 is the second most useful, and so on.
[RANDOMIZE]

	Rank 1 (n=312)	Rank 2 (n=297)	Rank 3 (n=284)
Home ownership programs	30.8%	26.3%	14.4%
Indigenous-specific housing incentives/initiatives such as mortgage applications or other returns on investment	30.1%	27.3%	15.1%
Affordable subsidized housing (partially subsidized)	11.5%	13.5%	20.1%
Market rate housing (not subsidized)	8.3%	7.1%	9.5%
Community housing (social housing - rent-geared to income)	7.4%	10.4%	15.8%
Supportive housing (long-term - fully subsidized; social supports onsite)	3.8%	9.4%	7.7%
Emergency shelters	2.6%	2.0%	2.5%
Transitional housing (short-term - fully subsidized; social supports onsite)	1.6%	2.4%	6.7%
Assistance in making repairs/renovations (Unprompted)	1.0%	-	1.4%
Other	0.3%	1.3%	1.8%
Unsure	2.6%	0.3%	4.9%

***Based on multiple mentions**

Source: Nanos hosted an open link online survey promoted by NWAC of 312 Indigenous Women, Two-Spirit, Transgender and Gender-Diverse individuals, 17 years of age and over, from March 2nd to March 21st, 2023

Ranking community's housing needs

Q – Please rank the top three from the following in terms of the most useful for addressing your **community's** housing needs, where 1 is the most useful, 2 is the second most useful, and so on. [RANDOMIZE]

	Rank 1 (n=320)	Rank 2 (n=311)	Rank 3 (n=299)
Indigenous-specific housing incentives/initiatives such as mortgage applications or other returns on investment	23.8%	21.2%	10.0%
Home ownership programs	19.1%	14.1%	15.7%
Community housing (social housing - rent-geared to income)	15.3%	19.0%	16.1%
Supportive housing (long-term - fully subsidized, social supports onsite)	11.3%	15.4%	15.1%
Affordable subsidized housing (partially subsidized)	10.9%	9.3%	21.7%
Emergency shelters	9.4%	4.8%	5.7%
Market rate housing (not subsidized)	3.8%	4.8%	5.4%
Transitional housing (short-term - fully subsidized; social supports onsite)	3.1%	10.3%	6.7%
Unsure	2.5%	0.6%	3.0%

***Based on multiple mentions**

Source: Nanos hosted an open link online survey promoted by NWAC of 320 Indigenous Women, Two-Spirit, Transgender and Gender-Diverse individuals, 17 years of age and over, from March 2nd to March 21st, 2023

Important places and services when choosing a home

Q – Please rank the top three in importance of the following places and services being accessible when choosing a home, where 1 is most important, 2 is the second most important, and so on. [RANDOMIZE]

	Rank 1 (n=326)	Rank 2 (n=316)	Rank 3 (n=303)
Medical services	24.8%	21.2%	13.2%
Educational centers (Schools)	24.8%	14.0%	14.5%
Public or free transit	14.1%	13.3%	13.2%
Recreational facilities (Parks, green spaces)	10.1%	25.6%	24.4%
Major or minor roads	8.9%	9.2%	12.5%
Childcare services	8.3%	11.4%	11.6%
2SLGBTQQIA+ communities and/or adjacent friendly areas	4.9%	3.8%	5.6%
Other	2.8%	1.3%	3.6%
Unsure	1.2%	0.3%	1.3%

***Based on multiple mentions**

Source: Nanos hosted an open link online survey promoted by NWAC of 326 Indigenous Women, Two-Spirit, Transgender and Gender-Diverse individuals, 17 years of age and over, from March 2nd to March 21st, 2023

2SLGBTQQIA+ resources and programs in your community

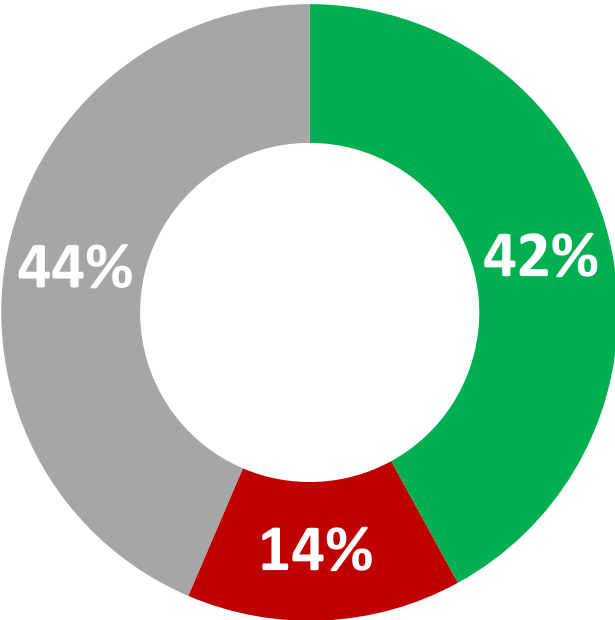
Q – What 2SLGBTQQIA+ specific resources and programs, if any, exist in your community?
[OPEN]

	Frequency (n=245)	
TOP RESPONSES	None/not much/ not aware of any	32.7%
	Community centers/local resources/youth centers/programs (Unspecified)	14.7%
	Local pride groups/events (Unspecified)	5.3%
	Many/several (unspecified)	2.9%
	2 Spirited People Of The 1st Nations	1.2%
	Unsure	33.9%

***Based on multiple mentions**

Source: Nanos hosted an open link online survey promoted by NWAC of 246 Indigenous Women, Two-Spirit, Transgender and Gender-Diverse individuals, 17 years of age and over, from March 2nd to March 21st, 2023

Nearby community collaboration



■ Able ■ Not able ■ Unsure

*Charts may not add up to 100 due to rounding.

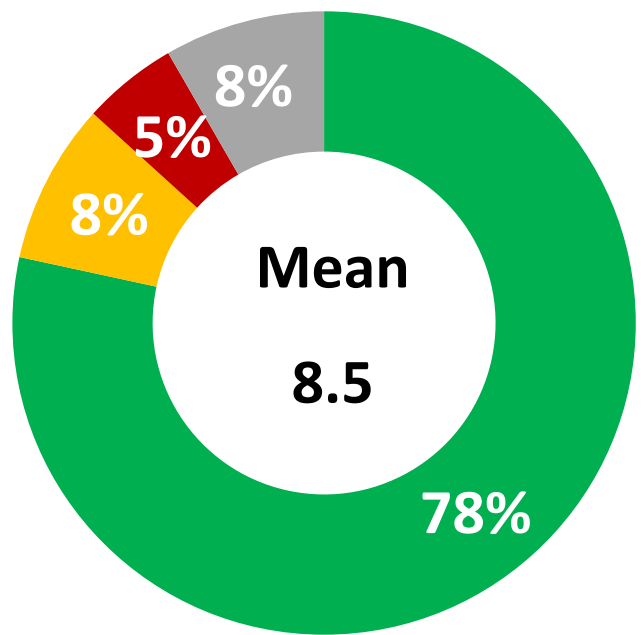
	On-reserve (n=67)	Off-reserve (n=256)		
Able	46.3%	40.2%		
	17 to 34 (n=90)	35 to 54 (n=159)	55 plus (n=71)	
	43.3%	39.6%	45.1%	
	Rural area (population of 999 and under) (n=48)	Small population centre, (population of 1,000 and 29,999) (n=113)	Medium population centre, (population of 30,000 and 99,999) (n=62)	Large urban population centre, (population of 100,000+) (n=92)
	43.3%	39.6%	45.1%	45.7%
Not able	On-reserve (n=67)	Off-reserve (n=256)		
	14.9%	14.5%		
	17 to 34 (n=90)	35 to 54 (n=159)	55 plus (n=71)	
	14.4%	14.5%	14.1%	
	Rural area (population of 999 and under) (n=48)	Small population centre, (population of 1,000 and 29,999) (n=113)	Medium population centre, (population of 30,000 and 99,999) (n=62)	Large urban population centre, (population of 100,000+) (n=92)
	25.0%	16.8%	14.5%	7.6%

Q – Is your community able or not able to work together with nearby communities (within 50km-100km) to meet each other’s basic needs (food, shelter, supplies, etc.)?

Source: Nanos hosted an open link online survey promoted by NWAC of 326 Indigenous Women, Two-Spirit, Transgender and Gender-Diverse individuals, 17 years of age and over, from March 2nd to March 21st, 2023



Importance for your community to work with nearby communities to meet each other's basic needs



- Important (7-10)
- Average (4-6)
- Not important (0-3)
- Unsure

Mean

	On-reserve (n=67)	Off-reserve (n=256)		
	8.4	8.6		
	17 to 34 (n=90)	35 to 54 (n=159)	55 plus (n=71)	
	8.1	8.8	8.7	
	Rural area (population of 999 and under)	Small population centre, (population of 1,000 and 29,999)	Medium population centre, (population of 30,000 and 99,999)	Large urban population centre, (population of 100,000+)
	8.0	8.6	8.5	8.7

*Charts may not add up to 100 due to rounding.


Q – On a scale of 0 to 10, where 0 is not important, and 10 is very important, how important is it for your community to work with nearby communities (within 50km-100km) to meet each other's basic needs (food, shelter, supplies, etc.)?

Source: Nanos hosted an open link online survey promoted by NWAC of 326 Indigenous Women, Two-Spirit, Transgender and Gender-Diverse individuals, 17 years of age and over, from March 2nd to March 21st, 2023



Impact of identity to access housing that meets needs

Q – Do you feel that your identity (i.e. cultural or gender identity) has had a positive, somewhat positive, somewhat negative, negative or no impact on your ability to access housing that meets your needs?



■ Positive
 ■ Somewhat positive
 ■ No impact
 ■ Somewhat negative
 ■ Negative
 ■ Unsure

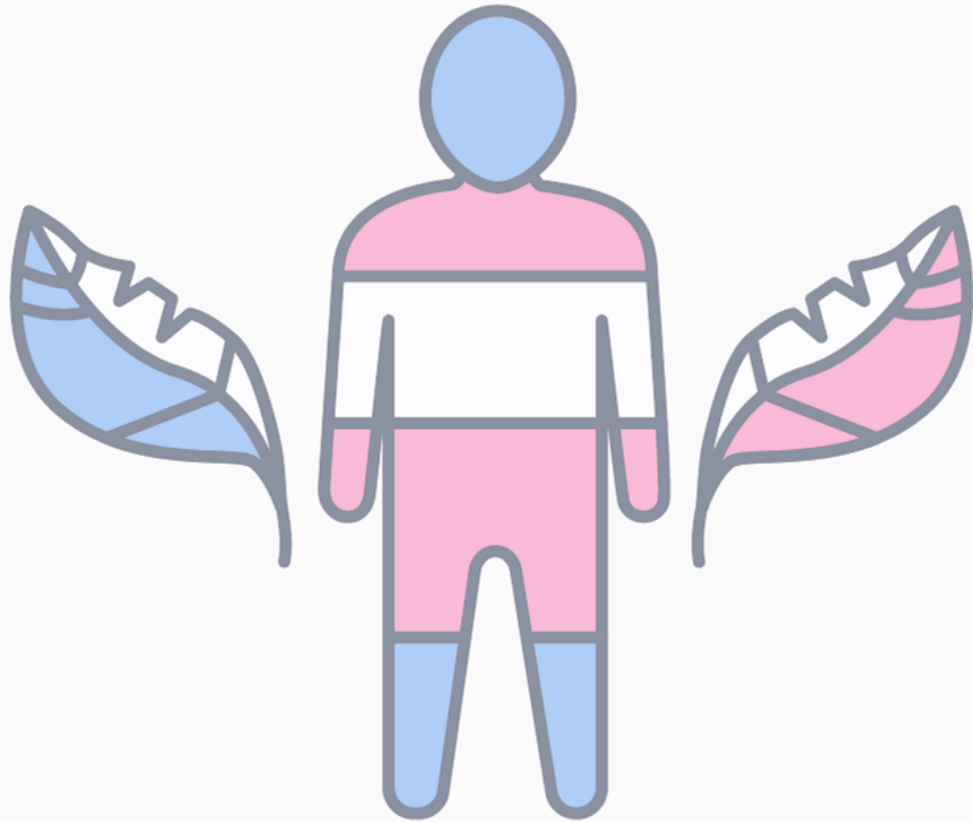
*Weighted to the true population proportion.
 *Charts may not add up to 100 due to rounding.

	Positive/Somewhat positive			Negative/Somewhat negative			
	On-reserve (n=67)	Off-reserve (n=256)		On-reserve (n=67)	Off-reserve (n=256)		
	25.4%	22.7%		41.8%	40.6%		
	17 to 34 (n=90)	35 to 54 (n=159)	55 plus (n=71)	17 to 34 (n=90)	35 to 54 (n=159)	55 plus (n=71)	
	25.6%	23.3%	19.7%	37.8%	44.0%	36.6%	
	Rural area (n=48)	Small population centre (n=113)	Medium population centre (n=62)	Large urban population centre (n=92)	Small population centre (n=113)	Medium population centre (n=62)	Large urban population centre (n=92)
	25.0%	29.2%	14.5%	20.7%	35.4%	36.3%	38.7%
							48.9%

Source: Nanos hosted an open link online survey promoted by NWAC of 326 Indigenous Women, Two-Spirit, Transgender and Gender-Diverse individuals, 17 years of age and over, from March 2nd to March 21st, 2023

Changes to create housing that meets cultural and gender needs

Q – What could be changed to create housing that meets your distinct cultural and/ or gender needs? [OPEN]



	Frequency (n=206)	
TOP RESPONSES	Indigenous ownership/native specific housing/amenities made for Indigenous needs	21.8%
	Funding/Affordability	15.0%
	Special mortgages or funding programs for first time buyers, single moms, elders, etc.	15.0%
	Elimination of bias or discrimination	11.2%
	More housing overall/increased availability	8.7%
	Understanding of our needs/lifestyle or cultural training	8.3%
	More on-reserve housing/more access of land to build on	3.4%
	Other	5.3%
	Unsure	10.7%

***Based on multiple mentions**

Source: Nanos hosted an open link online survey promoted by NWAC of 206 Indigenous Women, Two-Spirit, Transgender and Gender-Diverse individuals, 17 years of age and over, from March 2nd to March 21st, 2023

Housing configurations or features to help meet cultural or gender-based housing needs

Q –What housing configurations or features would help you meet your cultural or gender-based housing needs? [OPEN] [UP TO 3 MENTIONS]

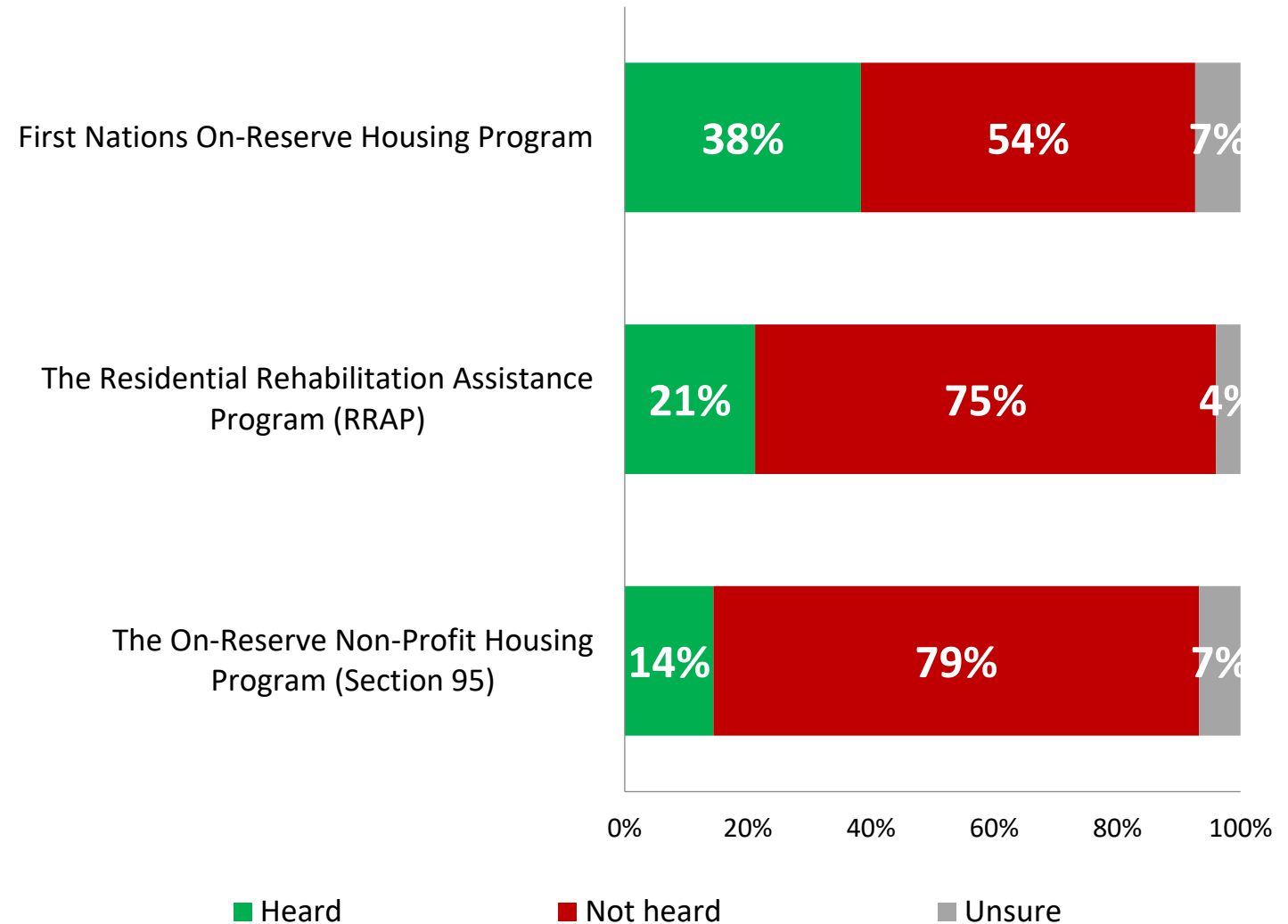
	Frequency (n=229)	
TOP RESPONSES	Housing programs/subsidy/plans/financial support	16.6%
	Affordable housing and building supplies/low income options	16.2%
	Close to amenities/access to amenities (groceries, childcare, healthcare, centres)	14.4%
	Safety/security systems	12.7%
	Access to greenspace/ learning about greenspaces	12.2%
	Family unit and support	10.9%
	Indigenous community based	9.2%
	Educated support staff	8.3%
	Space/private space	7.4%
	Access to basic resources/appliances	5.7%
	Areas for ceremonies, workshops and cultural practices	5.2%
	Unsure	7.4%

***Based on multiple mentions**

Source: Nanos hosted an open link online survey promoted by NWAC of 229 Indigenous Women, Two-Spirit, Transgender and Gender-Diverse individuals, 17 years of age and over, from March 2nd to March 21st, 2023

Awareness of housing programs

A majority of respondents are unaware of the First Nations On-Reserve Housing Program (54%), the Residential Rehabilitation Assistance Program (75%) and the On-Reserve Non-Profit Housing program (79%). Awareness is most intense for the First Nations On-Reserve Housing program (38%).



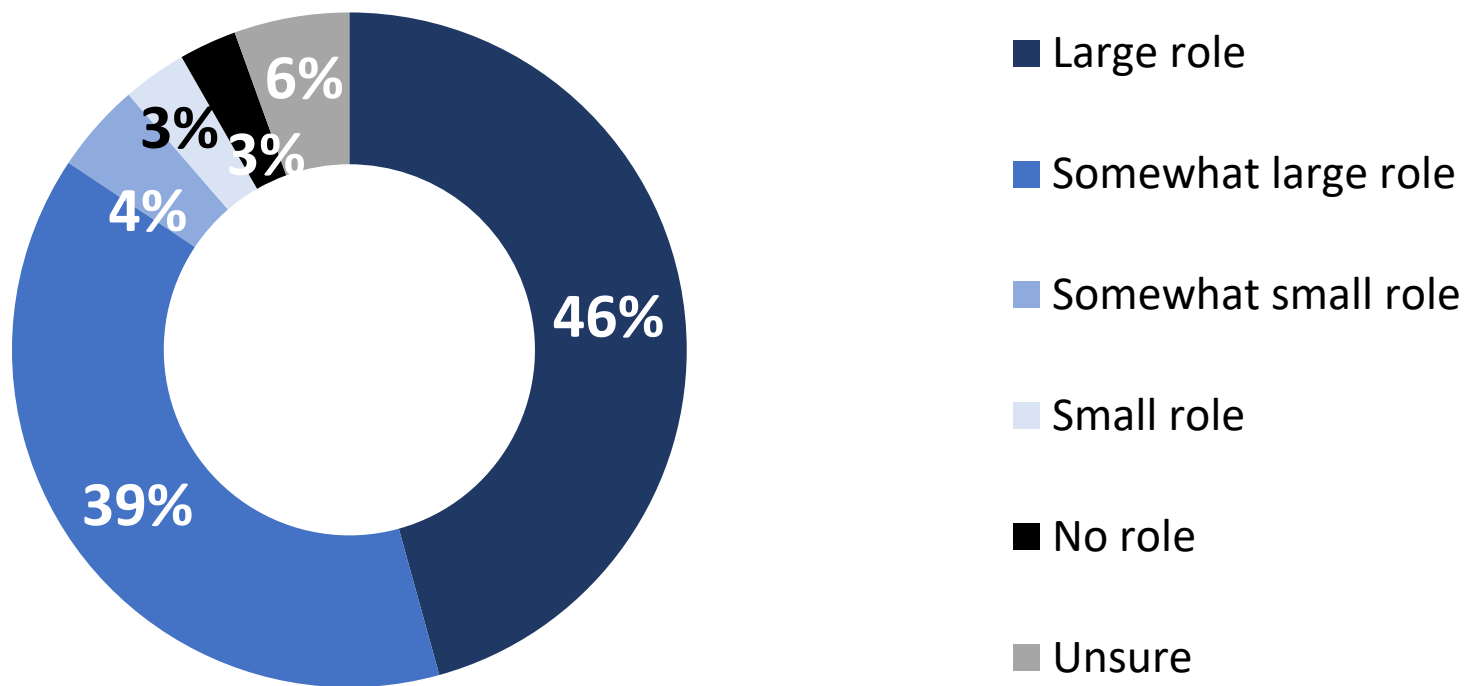
Q – Have you heard or have you not heard of the following:
[RANDOMIZE]

Source: Nanos hosted an open link online survey promoted by NWAC of 326 Indigenous Women, Two-Spirit, Transgender and Gender-Diverse individuals, 17 years of age and over, from March 2nd to March 21st, 2023



Views on community's role in informing housing policy

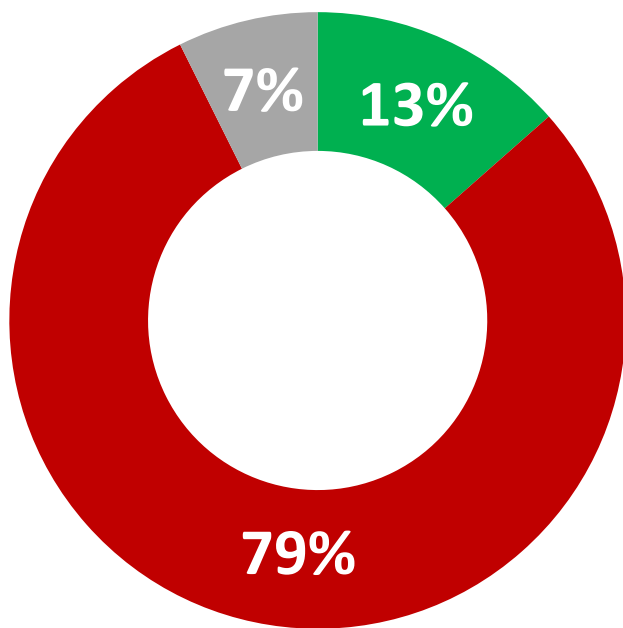
Q – Do you think your community should have a large role, a somewhat large role, a somewhat small role, a small role, or no role in informing housing policy?



*Charts may not add up to 100 due to rounding.

Source: Nanos hosted an open link online survey promoted by NWAC of 326 Indigenous Women, Two-Spirit, Transgender and Gender-Diverse individuals, 17 years of age and over, from March 2nd to March 21st, 2023

Awareness of Urban, Rural and Northern Housing Strategy



■ Heard ■ Not heard ■ Unsure

	Heard		Not heard								
	On-reserve (n=67)	Off-reserve (n=256)	On-reserve (n=67)	Off-reserve (n=256)	18 to 34 (n=90)	35 to 54 (n=159)	55 plus (n=71)	Rural area (population of 999 and under) (n=48)	Small population centre, (population of 1,000 and 29,999) (n=113)	Medium population centre, (population of 30,000 and 99,999) (n=62)	Large urban population centre, (population of 100,000+) (n=92)
Overall	16.4%	12.5%	79.1%	79.7%	77.8%	84.3%	73.2%	83.3%	75.2%	79.0%	81.5%
Age Group	12.2%	10.7%	18.3%								
Population Area	12.5%	13.3%	14.5%	14.1%							

*Charts may not add up to 100 due to rounding.

Q – Prior to today, had you heard or not heard of the Urban, Rural and Northern Housing Strategy?

Source: Nanos hosted an open link online survey promoted by NWAC of 326 Indigenous Women, Two-Spirit, Transgender and Gender-Diverse individuals, 17 years of age and over, from March 2nd to March 21st, 2023



Top priorities when developing a housing strategy for Urban, Rural and Northern Indigenous communities

Q – What should be the top priorities that are considered when developing a housing strategy for Urban, Rural and Northern Indigenous communities? [OPEN]

		Frequency (n=284)
TOP RESPONSES	Affordability	31.0%
	Location / proximity to essentials	20.4%
	Improve housing / more housing	14.4%
	Supporting the community/ those in need	12.3%
	Safety	11.3%
	Accessibility	10.9%
	Listening to Indigenous voices	9.9%
	Helping families/ large families/ multi-generational homes	9.5%
	Homelessness / shelters / transitional Housing	6.7%
	Help those outside of land claim areas/off reserve/in urban areas	6.7%
	Promoting Indigenous culture	6.7%
	Cater to individual needs	6.0%
Unsure	2.1%	

***Based on multiple mentions**

Source: Nanos hosted an open link online survey promoted by NWAC of 284 Indigenous Women, Two-Spirit, Transgender and Gender-Diverse individuals, 17 years of age and over, from March 2nd to March 21st, 2023

Developing housing solutions with stakeholders

Q - How can other stakeholders, such as developers, policy makers and regulators, best work with Indigenous communities to develop solutions for culturally appropriate, accessible, affordable, sustainable housing in Urban, Rural and Northern Indigenous communities? [OPEN]

	Frequency (n=256)
Ask and listen to them/community engagement	54.3%
Work with Indigenous people/take action	9.8%
Create more/better housing spaces	9.8%
More funding/give back to the community/programs for more access to housing	9.0%
Tailor strategies for each area/understand different needs	8.2%
Being welcoming/inclusive	3.1%
Other	5.1%
Unsure	5.1%

***Based on multiple mentions**

Source: Nanos hosted an open link online survey promoted by NWAC of 256 Indigenous Women, Two-Spirit, Transgender and Gender-Diverse individuals, 17 years of age and over, from March 2nd to March 21st, 2023

Organizations that should be involved in developing housing solutions

Q - What organizations or groups should be involved in developing solutions for culturally appropriate, accessible, affordable, sustainable housing in Urban, Rural and Northern Indigenous communities? [OPEN]

	Frequency (n=252)	
TOP RESPONSES	Band councils/ Elders	25.0%
	The local community/ Indigenous people in those communities	22.6%
	Indigenous groups (unspecified)	17.5%
	Friendship Centres	13.5%
	Indigenous housing organizations (i.e. Aboriginal Housing Society (AHS))	8.7%
	Everyone	8.3%
	Social workers/ health organizations	6.3%
	Non-profits	5.6%
	The municipal governments	4.8%
	The provincial governments	4.8%
Unsure	7.9%	

***Based on multiple mentions**

Source: Nanos hosted an open link online survey promoted by NWAC of 252 Indigenous Women, Two-Spirit, Transgender and Gender-Diverse individuals, 17 years of age and over, from March 2nd to March 21st, 2023

Nanos hosted an open link online survey promoted by NWAC. Three hundred and twenty six Indigenous Women, Two-Spirit, Transgender and Gender-Diverse individuals, 17 years of age and over, from March 2nd to March 21st, 2023 shared their views. Participants were recruited through an open-link survey. Participants were asked to self-identify as Inuit, Métis or First Nations. Surveys were conducted in English and French.

The research was commissioned by NWAC and was conducted by Nanos Research.

Note: Charts may not add up to 100 due to rounding.



Element	Description	Element	Description
Research sponsor	NWAC	Screening	Screening ensured potential respondents identified as First Nations, Inuit, Métis and as a woman, non-binary, two-spirit or transgender.
Population and Final Sample Size	326 Women, Two-Spirit, Transgender and Gender-Diverse people.	Excluded Demographics	Individuals younger than 17 years old; individuals without internet access could not participate, individuals who do not identify as First Nations, Métis or Inuit, and individuals who identify as a man.
Source of Sample	Open-link	Stratification	Not applicable.
Type of Sample	Non-probability	Estimated Response Rate	Not applicable
Margin of Error	No margin of error applies to this research.	Question Order	Question order in the preceding report reflects the order in which they appeared in the original questionnaire.
Mode of Survey	Online survey	Question Content	All questions asked are contained in the report.
Sampling Method Base	Non-probability.	Question Wording	The questions in the preceding report are written exactly as they were asked to individuals.
Demographics (Captured)	Canada; Women, Two-Spirit, Transgender and Gender-Diverse people; 17 years or older. Three-digit postal code was used to validate geography.	Research/Data Collection Supplier	Nanos Research
Demographics (Other)	Age, gender, education, income	Contact	Contact Nanos Research for more information or with any concerns or questions. http://www.nanos.co Telephone:(613) 234-4666 ext. 237 Email: info@nanosresearch.com.
Field Dates	March 2 nd to 21 st , 2023.		
Language of Survey	The survey was conducted in both English and French.		
Standards	Nanos Research is a member of the Canadian Research Insights Council (CRIC) and confirms that this research fully complies with all CRIC Standards including the CRIC Public Opinion Research Standards and Disclosure Requirements. https://canadianresearchinsightscouncil.ca/standards/		



nanos dimap analytika



NANOS RUTHERFORD MCKAY & Co.

As one of North America's premier market and public opinion research firms, we put strategic intelligence into the hands of decision makers. The majority of our work is for private sector and public facing organizations and ranges from market studies, managing reputation through to leveraging data intelligence. Nanos Research offers a vertically integrated full service quantitative and qualitative research practice to attain the highest standards and the greatest control over the research process. www.nanos.co

This international joint venture between [dimap](http://www.dimap.com) and [Nanos](http://www.nanos.co) brings together top research and data experts from North American and Europe to deliver exceptional data intelligence to clients. The team offers data intelligence services ranging from demographic and sentiment microtargeting; consumer sentiment identification and decision conversion; and, data analytics and profiling for consumer persuasion. www.nanosdimap.com

NRM is an affiliate of Nanos Research and Rutherford McKay Associates. Our service offerings are based on decades of professional experience and extensive research and include public acceptance and engagement, communications audits, and narrative development. www.nrmpublicaffairs.com

Any questions?



Nanos Research

(613) 234-4666, ext. 237

ea@nanosresearch.com

For more information on the firm, please visit www.nanos.co



Nanos services

- ✓ As premier market and public opinion research firms, we conduct research around the world for a variety of clients.
- ✓ Nanos offers a full suite of services ranging from bespoke research engagements to strategic assessments and mission planning. Our firm applies the latest machine learning algorithms to deliver exceptionally rigorous and insightful intelligence to clients.
- ✓ At Nanos, we believe that small steps can lead to large insights. We'll sit down with you to learn about your challenges and work on them together.
- ✓ For more information about how we can help, please visit us at:
www.nanos.co

Nanos Research offers a vertically integrated full service quantitative and qualitative research practice to exceed the highest standards.

Since

1987

top executives have turned to Nanos for world-class data and strategic insight.





TABULATIONS



2023-23339 – Native Women's Association of Canada– NWAC Housing – STAT SHEET

		Age					
			Canada 2023-03	17 to 34	35 to 54	55 plus	Refuse/no answer
Question - Which of the following do you use to best identify yourself? (Click all that apply)	Total	Total N	326	90	159	71	6
	First Nations	%	79.1	82.2	79.9	74.6	
	Inuit	%	4.3	7.8	2.5	2.8	
	Métis	%	19.0	15.6	19.5	22.5	

*Values are based on the proportion a response represents of all responses (columns add up to 100%)

**Multifrequency tab based on multiple responses

		Age					
			Canada 2023-03	17 to 34	35 to 54	55 plus	Refuse/no answer
Question - Which of the following do you use to best identify yourself? (Click all that apply)	Total	Total N	334	95	162	71	6
	First Nations	%	77.2	77.9	78.4	74.6	
	Inuit	%	4.2	7.4	2.5	2.8	
	Métis	%	18.6	14.7	19.1	22.5	

*Values are based on the proportion a response represents of all responses (columns add up to 100%)

**Multifrequency tab based on multiple responses

Nanos hosted an open link online survey promoted by NWAC. Three hundred and twenty six Indigenous Women, Two-Spirit, Transgender and Gender-Diverse individuals, 17 years of age and over, from March 2nd to March 21st, 2023 shared their views. *Columns with n values under 30 have been shaded.



2023-23339 – Native Women's Association of Canada– NWAC Housing – STAT SHEET

		Age					
			Canada 2023-03	17 to 34	35 to 54	55 plus	Refuse/no answer
Question - Please select your gender (select as many as apply)	Total	Total N	326	90	159	71	6
	Woman	%	94.8	86.7	96.9	100.0	
	Non-binary	%	2.5	7.8	0.6	0.0	
	Two-Spirit	%	8.0	16.7	5.7	0.0	
	Transgender	%	1.5	4.4	0.6	0.0	

*Values are based on the proportion a response represents of all responses (columns exceed 100%)

**Multifrequency tab based on multiple responses

		Age					
			Canada 2023-03	17 to 34	35 to 54	55 plus	Refuse/no answer
Question - Please select your gender (select as many as apply)	Total	Total N	348	104	165	71	8
	Woman	%	88.8	75.0	93.3	100.0	
	Non-binary	%	2.3	6.7	0.6	0.0	
	Two-Spirit	%	7.5	14.4	5.5	0.0	
	Transgender	%	1.4	3.8	0.6	0.0	

*Values are based on the proportion a response represents of all responses (columns add up to 100%)

**Multifrequency tab based on multiple responses

Nanos hosted an open link online survey promoted by NWAC. Three hundred and twenty six Indigenous Women, Two-Spirit, Transgender and Gender-Diverse individuals, 17 years of age and over, from March 2nd to March 21st, 2023 shared their views. *Columns with n values under 30 have been shaded.



2023-23339 – Native Women's Association of Canada– NWAC Housing – STAT SHEET

		Age					
		Canada 2023-03	17 to 34	35 to 54	55 plus	Refuse/no answer	
Question 1 - Which of the following best describes your current housing situation?	Total	Total N	326	90	159	71	6
	Homelessness	%	1.5	2.2	0.6	2.8	
	Emergency shelter	%	0.6	1.1	0.0	0.0	
	Transitional housing (short-term - fully subsidized, social supports onsite)	%	1.8	3.3	0.6	1.4	
	Supportive housing (long-term - fully subsidized, social supports onsite)	%	1.5	2.2	0.0	2.8	
	Community housing (social housing - rent-geared to income)	%	9.5	8.9	11.9	5.6	
	Affordable subsidized housing (partially subsidized)	%	7.4	12.2	6.3	4.2	
	Market rate rental housing (not subsidized)	%	26.4	37.8	23.9	18.3	
	On-reserve home ownership	%	11.7	6.7	13.2	15.5	
	Off-reserve home ownership	%	29.4	11.1	33.3	43.7	
	Living with friends/family	%	6.7	6.7	8.2	4.2	
	Other	%	0.9	1.1	1.3	0.0	
	Unsure	%	2.5	6.7	0.6	1.4	

Nanos hosted an open link online survey promoted by NWAC. Three hundred and twenty six Indigenous Women, Two-Spirit, Transgender and Gender-Diverse individuals, 17 years of age and over, from March 2nd to March 21st, 2023 shared their views. *Columns with n values under 30 have been shaded.



2023-23339 – Native Women's Association of Canada– NWAC Housing – STAT SHEET

		Age					
			Canada 2023-03	17 to 34	35 to 54	55 plus	Refuse/no answer
Question 2 - What type of housing do you currently live in?	Total	Total N	326	90	159	71	6
	Single detached family home	%	52.8	28.9	62.3	62.0	
	Semi-detached home	%	7.1	6.7	7.5	4.2	
	Town house	%	7.1	6.7	6.9	7.0	
	Rented home/rented room in home	%	15.6	28.9	9.4	14.1	
	Apartment building	%	12.9	22.2	10.1	8.5	
	Shelter	%	0.9	1.1	1.3	0.0	
	Mobile home	%	1.8	2.2	1.3	2.8	
	Other	%	0.6	0.0	0.6	1.4	
	Unsure	%	1.2	3.3	0.6	0.0	

		Age					
			Canada 2023-03	17 to 34	35 to 54	55 plus	Refuse/no answer
Question 3 - Are you satisfied, somewhat satisfied, somewhat unsatisfied or unsatisfied with your current housing?	Total	Total N	326	90	159	71	6
	Satisfied	%	26.4	15.6	30.2	32.4	
	Somewhat satisfied	%	32.8	37.8	28.9	36.6	
	Somewhat unsatisfied	%	18.4	21.1	19.5	9.9	
	Unsatisfied	%	21.8	23.3	21.4	21.1	
	Unsure	%	0.6	2.2	0.0	0.0	

Nanos hosted an open link online survey promoted by NWAC. Three hundred and twenty six Indigenous Women, Two-Spirit, Transgender and Gender-Diverse individuals, 17 years of age and over, from March 2nd to March 21st, 2023 shared their views. *Columns with n values under 30 have been shaded.



2023-23339 – Native Women's Association of Canada– NWAC Housing – STAT SHEET

		Age					
		Canada 2023-03	17 to 34	35 to 54	55 plus	Refuse/no answer	
Question 4 - Why do you have that opinion? [OPEN]	Total	Total N	219	53	115	49	2
	Housing too small/crowded/want more space	%	15.1	26.4	13.9	6.1	
	Expensive/unaffordable (rent, utilities, interest, etc)	%	33.8	37.7	34.8	26.5	
	Unhappy with landlord/building maintenance/mold	%	11.0	11.3	10.4	12.2	
	It is safe	%	4.6	7.5	3.5	4.1	
	It is unsafe	%	1.4	0.0	2.6	0.0	
	Affordable housing/living arrangements	%	10.0	7.5	11.3	10.2	
	Happy with landlord/maintenance	%	2.7	0.0	3.5	4.1	
	Purchased home/homeowner	%	3.2	1.9	4.3	2.0	
	Home in need of repairs/upgrades	%	15.5	3.8	16.5	24.5	
	Toxic/racist living environment	%	4.1	5.7	5.2	0.0	
	No running water	%	0.9	1.9	0.0	2.0	
	Good location/neighborhood	%	3.7	3.8	3.5	4.1	
	Happy with current home/needs being met	%	5.0	1.9	4.3	10.2	
	Would like to be a homeowner	%	3.2	1.9	4.3	2.0	
	Lack of accessibility/services	%	2.3	0.0	3.5	2.0	
	Living with family/community	%	2.7	9.4	0.0	2.0	
	Not adequate/does not meet me needs	%	0.9	1.9	0.9	0.0	
	Other	%	2.3	5.7	1.7	0.0	
	Unsure	%	0.5	0.0	0.0	2.0	

*Values are based on the proportion a response represents of all responses (columns add up to 100%)

**Multifrequency tab based on multiple responses

Nanos hosted an open link online survey promoted by NWAC. Three hundred and twenty six Indigenous Women, Two-Spirit, Transgender and Gender-Diverse individuals, 17 years of age and over, from March 2nd to March 21st, 2023 shared their views. *Columns with n values under 30 have been shaded.



2023-23339 – Native Women's Association of Canada– NWAC Housing – STAT SHEET

		Age					
		Canada 2023-03	17 to 34	35 to 54	55 plus	Refuse/no answer	
Question 4 - Why do you have that opinion? [OPEN]	Total	Total N	269	68	143	56	2
	Housing too small/crowded/want more space	%	12.3	20.6	11.2	5.4	
	Expensive/unaffordable (rent, utilities, interest, etc)	%	27.5	29.4	28.0	23.2	
	Unhappy with landlord/building maintenance/mold	%	8.9	8.8	8.4	10.7	
	It is safe	%	3.7	5.9	2.8	3.6	
	It is unsafe	%	1.1	0.0	2.1	0.0	
	Affordable housing/living arrangements	%	8.2	5.9	9.1	8.9	
	Happy with landlord/maintenance	%	2.2	0.0	2.8	3.6	
	Purchased home/homeowner	%	2.6	1.5	3.5	1.8	
	Home in need of repairs/upgrades	%	12.6	2.9	13.3	21.4	
	Toxic/racist living environment	%	3.3	4.4	4.2	0.0	
	No running water	%	0.7	1.5	0.0	1.8	
	Good location/neighborhood	%	3.0	2.9	2.8	3.6	
	Happy with current home/needs being met	%	4.1	1.5	3.5	8.9	
	Would like to be a homeowner	%	2.6	1.5	3.5	1.8	
	Lack of accessibility/services	%	1.9	0.0	2.8	1.8	
	Living with family/community	%	2.2	7.4	0.0	1.8	
	Not adequate/does not meet me needs	%	0.7	1.5	0.7	0.0	
	Other	%	1.9	4.4	1.4	0.0	
	Unsure	%	0.4	0.0	0.0	1.8	

*Values are based on the proportion a response represents of all responses (columns exceed 100%)

**Multifrequency tab based on multiple responses

Nanos hosted an open link online survey promoted by NWAC. Three hundred and twenty six Indigenous Women, Two-Spirit, Transgender and Gender-Diverse individuals, 17 years of age and over, from March 2nd to March 21st, 2023 shared their views. *Columns with n values under 30 have been shaded.



2023-23339 – Native Women's Association of Canada– NWAC Housing – STAT SHEET

		Age					
		Canada 2023-03	17 to 34	35 to 54	55 plus	Refuse/no answer	
Question 5 - What is the preferred type of housing you would want to live in?	Total	Total N	326	90	159	71	6
	Single detached family home	%	69.9	64.4	76.7	64.8	
	Semi-detached home	%	3.4	5.6	0.6	4.2	
	Town house	%	5.8	4.4	5.0	9.9	
	Rented home/rented room in home	%	2.8	6.7	1.9	0.0	
	Apartment building	%	2.8	7.8	0.6	1.4	
	Unit geared to disability/low income	%	0.9	0.0	0.0	4.2	
	Any type I can own/afford	%	1.8	1.1	2.5	1.4	
	Something bigger/more space	%	1.2	1.1	0.6	2.8	
	Something accessible	%	0.9	0.0	1.3	0.0	
	I like my current home	%	1.2	0.0	2.5	0.0	
	Other	%	2.1	2.2	1.9	1.4	
	Unsure	%	7.1	6.7	6.3	9.9	

Nanos hosted an open link online survey promoted by NWAC. Three hundred and twenty six Indigenous Women, Two-Spirit, Transgender and Gender-Diverse individuals, 17 years of age and over, from March 2nd to March 21st, 2023 shared their views. *Columns with n values under 30 have been shaded.



2023-23339 – Native Women's Association of Canada– NWAC Housing – STAT SHEET

		Age					
		Canada 2023-03	17 to 34	35 to 54	55 plus	Refuse/no answer	
Question 6 - What barriers, if any, have you experienced when it comes to accessing housing that meets your needs? [OPEN] [UP TO 3 MENTIONS]	Total	Total N	295	83	148	60	4
	Housing price/affordability/high down payment	%	56.9	51.8	64.2	50.0	
	Interest rates/mortgage approval/credit score	%	19.7	19.3	22.3	13.3	
	Taxes/services/utilities costs	%	5.8	6.0	6.1	5.0	
	Lack of reference/co-signer	%	1.7	1.2	1.4	3.3	
	Lack of housing/long wait lists	%	28.1	32.5	27.0	26.7	
	Accessibility/ accommodations for age or disability	%	7.1	3.6	6.1	13.3	
	Safety	%	5.4	7.2	4.7	5.0	
	Running water/availability of utilities	%	1.7	1.2	1.4	1.7	
	Lack of knowledge/education/community support	%	5.8	7.2	4.7	5.0	
	Location/distance to services/transportation	%	20.0	24.1	17.6	21.7	
	Income/employment/personal finances/inflation	%	29.8	37.3	25.7	30.0	
	Housing too small/overcrowding	%	8.8	8.4	11.5	1.7	
	Lack of pet-friendly options	%	3.4	4.8	4.1	0.0	
	Racism/discrimination	%	6.4	3.6	8.1	5.0	
	Housing conditions are poor	%	5.1	7.2	4.7	3.3	
	None	%	1.7	1.2	1.4	3.3	
	Home maintenance/repairs/materials costs	%	5.4	0.0	7.4	6.7	
	Land ownership issues/certification of land ownership	%	2.7	2.4	1.4	6.7	
	Lack of funding/financial support	%	4.1	3.6	3.4	5.0	
	Other	%	10.5	10.8	8.8	15.0	
	Being single/single mom/living alone	%	3.1	3.6	2.7	3.3	
	Unsure	%	0.3	0.0	0.7	0.0	

*Values are based on the proportion a response represents of all responses (columns exceed 100%)

**Multifrequency tab based on multiple responses

Nanos hosted an open link online survey promoted by NWAC. Three hundred and twenty six Indigenous Women, Two-Spirit, Transgender and Gender-Diverse individuals, 17 years of age and over, from March 2nd to March 21st, 2023 shared their views. *Columns with n values under 30 have been shaded.



2023-23339 – Native Women's Association of Canada– NWAC Housing – STAT SHEET

			Age				
			Canada 2023-03	17 to 34	35 to 54	55 plus	Refuse/no answer
Question 6 - What barriers, if any, have you experienced when it comes to accessing housing that meets your needs? [OPEN] [UP TO 3 MENTIONS]	Total	Total N					
			689	197	348	135	9
Housing price/affordability/high down payment	%		24.4	21.8	27.3	22.2	0.0
Interest rates/mortgage approval/credit score	%		8.4	8.1	9.5	5.9	
Taxes/services/utilities costs	%		2.5	2.5	2.6	2.2	
Lack of reference/co-signer	%		0.7	0.5	0.6	1.5	
Lack of housing/long wait lists	%		12.0	13.7	11.5	11.9	
Accessibility/ accommodations for age or disability	%		3.0	1.5	2.6	5.9	
Safety	%		2.3	3.0	2.0	2.2	
Running water/availability of utilities	%		0.7	0.5	0.6	0.7	
Lack of knowledge/education/community support	%		2.5	3.0	2.0	2.2	
Location/distance to services/transportation	%		8.6	10.2	7.5	9.6	
Income/employment/personal finances/inflation	%		12.8	15.7	10.9	13.3	
Housing too small/overcrowding	%		3.8	3.6	4.9	0.7	
Lack of pet-friendly options	%		1.5	2.0	1.7	0.0	
Racism/discrimination	%		2.8	1.5	3.4	2.2	
Housing conditions are poor	%		2.2	3.0	2.0	1.5	
None	%		0.7	0.5	0.6	1.5	
Home maintenance/repairs/materials costs	%		2.3	0.0	3.2	3.0	
Land ownership issues/certification of land ownership	%		1.2	1.0	0.6	3.0	
Lack of funding/financial support	%		1.7	1.5	1.4	2.2	
Other	%		4.5	4.6	3.7	6.7	
Being single/single mom/living alone	%		1.3	1.5	1.1	1.5	
Unsure	%		0.1	0.0	0.3	0.0	

*Values are based on the proportion a response represents of all responses (columns add up to 100%)

**Multifrequency tab based on multiple responses

Nanos hosted an open link online survey promoted by NWAC. Three hundred and twenty six Indigenous Women, Two-Spirit, Transgender and Gender-Diverse individuals, 17 years of age and over, from March 2nd to March 21st, 2023 shared their views. *Columns with n values under 30 have been shaded.



2023-23339 – Native Women's Association of Canada– NWAC Housing – STAT SHEET

Please rank the top three from the following in terms of the most useful for addressing your personal housing needs, where 1 is the most useful, 2 is the second most useful, and so on [RANDOMIZE]

			Age				
			Canada 2023-03	17 to 34	35 to 54	55 plus	Refuse/no answer
Question 7 - Rank 1	Total	Total N	312	87	153	68	4
	Emergency shelters	%	2.6	3.4	1.3	4.4	
	Transitional housing (short-term - fully subsidized; social supports onsite)	%	1.6	2.3	1.3	0.0	
	Supportive housing (long-term - fully subsidized; social supports onsite)	%	3.8	5.7	3.3	2.9	
	Community housing (social housing - rent-geared to income)	%	7.4	9.2	7.2	5.9	
	Affordable subsidized housing (partially subsidized)	%	11.5	13.8	8.5	16.2	
	Market rate housing (not subsidized)	%	8.3	8.0	6.5	13.2	
	Home ownership programs	%	30.8	25.3	34.6	27.9	
	Indigenous-specific housing incentives/initiatives such as mortgage applications or other returns on investment	%	30.1	31.0	35.9	17.6	
	Assistance in making repairs/renovations	%	1.0	0.0	0.7	2.9	
	Other (Specify below)	%	0.3	0.0	0.0	1.5	
	Unsure	%	2.6	1.1	0.7	7.4	

Nanos hosted an open link online survey promoted by NWAC. Three hundred and twenty six Indigenous Women, Two-Spirit, Transgender and Gender-Diverse individuals, 17 years of age and over, from March 2nd to March 21st, 2023 shared their views. *Columns with n values under 30 have been shaded.



2023-23339 – Native Women's Association of Canada– NWAC Housing – STAT SHEET

Please rank the top three from the following in terms of the most useful for addressing your personal housing needs, where 1 is the most useful, 2 is the second most useful, and so on [RANDOMIZE]

			Age				
			Canada 2023-03	17 to 34	35 to 54	55 plus	Refuse/no answer
Question 7 - Rank 2	Total	Total N	297	84	149	62	2
	Emergency shelters	%	2.0	3.6	2.0	0.0	
	Transitional housing (short-term - fully subsidized; social supports onsite)	%	2.4	3.6	1.3	3.2	
	Supportive housing (long-term - fully subsidized; social supports onsite)	%	9.4	9.5	6.7	14.5	
	Community housing (social housing - rent-geared to income)	%	10.4	9.5	10.7	11.3	
	Affordable subsidized housing (partially subsidized)	%	13.5	16.7	12.8	11.3	
	Market rate housing (not subsidized)	%	7.1	3.6	7.4	9.7	
	Home ownership programs	%	26.3	27.4	28.2	21.0	
	Indigenous-specific housing incentives/initiatives such as mortgage applications or other returns on investment	%	27.3	22.6	30.9	25.8	
	Other (Specify below)	%	1.3	2.4	0.0	3.2	
	Unsure	%	0.3	1.2	0.0	0.0	

Nanos hosted an open link online survey promoted by NWAC. Three hundred and twenty six Indigenous Women, Two-Spirit, Transgender and Gender-Diverse individuals, 17 years of age and over, from March 2nd to March 21st, 2023 shared their views. *Columns with n values under 30 have been shaded.



2023-23339 – Native Women's Association of Canada– NWAC Housing – STAT SHEET

Please rank the top three from the following in terms of the most useful for addressing your personal housing needs, where 1 is the most useful, 2 is the second most useful, and so on [RANDOMIZE]

			Age				
			Canada 2023-03	18 to 34	35 to 54	55 plus	Refuse/no answer
Question 7 - Rank 3	Total	Total N	284	80	143	59	2
	Emergency shelters	%	2.5	2.5	1.4	3.4	
	Transitional housing (short-term - fully subsidized; social supports onsite)	%	6.7	8.8	4.9	8.5	
	Supportive housing (long-term - fully subsidized; social supports onsite)	%	7.7	12.5	6.3	3.4	
	Community housing (social housing - rent-geared to income)	%	15.8	15.0	17.5	13.6	
	Affordable subsidized housing (partially subsidized)	%	20.1	21.3	22.4	13.6	
	Market rate housing (not subsidized)	%	9.5	8.8	9.8	10.2	
	Home ownership programs	%	14.4	8.8	15.4	20.3	
	Indigenous-specific housing incentives/initiatives such as mortgage applications or other returns on investment	%	15.1	13.8	12.6	23.7	
	Assistance in making repairs/renovations	%	1.4	0.0	2.8	0.0	
	Other (Specify below)	%	1.8	2.5	2.1	0.0	
	Unsure	%	4.9	6.3	4.9	3.4	

Nanos hosted an open link online survey promoted by NWAC. Three hundred and twenty six Indigenous Women, Two-Spirit, Transgender and Gender-Diverse individuals, 17 years of age and over, from March 2nd to March 21st, 2023 shared their views. *Columns with n values under 30 have been shaded.



2023-23339 – Native Women's Association of Canada– NWAC Housing – STAT SHEET

Please rank the top three from the following in terms of the most useful for addressing your community's housing needs, where 1 is the most useful, 2 is the second most useful, and so on. [RANDOMIZE]

		Age					
		Canada 2023-03	17 to 34	35 to 54	55 plus	Refuse/no answer	
Question 8 - Rank 1	Total	Total N	320	90	158	67	5
	Emergency shelters	%	9.4	14.4	8.2	4.5	
	Transitional housing (short-term - fully subsidized, social supports onsite)	%	3.1	3.3	3.2	3.0	
	Supportive housing (long-term - fully subsidized, social supports onsite)	%	11.3	10.0	12.0	11.9	
	Community housing (social housing - rent-geared to income)	%	15.3	18.9	13.3	14.9	
	Affordable subsidized housing (partially subsidized)	%	10.9	13.3	9.5	11.9	
	Market rate housing (not subsidized)	%	3.8	3.3	1.9	9.0	
	Home ownership programs	%	19.1	17.8	21.5	14.9	
	Indigenous-specific housing incentives/initiatives such as mortgage applications or other returns on investment	%	23.8	15.6	29.1	22.4	
	Help with repairs & upgrades	%	0.3	0.0	0.0	1.5	
	More housing/land for housing	%	0.3	1.1	0.0	0.0	
	Housing programs specific to aging in place	%	0.3	0.0	0.0	1.5	
	Unsure	%	2.5	2.2	1.3	4.5	

Nanos hosted an open link online survey promoted by NWAC. Three hundred and twenty six Indigenous Women, Two-Spirit, Transgender and Gender-Diverse individuals, 17 years of age and over, from March 2nd to March 21st, 2023 shared their views. *Columns with n values under 30 have been shaded.



2023-23339 – Native Women's Association of Canada– NWAC Housing – STAT SHEET

Please rank the top three from the following in terms of the most useful for addressing your community's housing needs, where 1 is the most useful, 2 is the second most useful, and so on. [RANDOMIZE]

			Age				
			Canada 2023-03	17 to 34	35 to 54	55 plus	Refuse/no answer
Question 8 - Rank 2	Total	Total N	311	89	153	64	5
	Emergency shelters	%	4.8	1.1	5.9	7.8	
	Transitional housing (short-term - fully subsidized, social supports onsite)	%	10.3	12.4	10.5	6.3	
	Supportive housing (long-term - fully subsidized, social supports onsite)	%	15.4	21.3	15.7	7.8	
	Community housing (social housing - rent-geared to income)	%	19.0	19.1	19.0	20.3	
	Affordable subsidized housing (partially subsidized)	%	9.3	10.1	10.5	6.3	
	Market rate housing (not subsidized)	%	4.8	6.7	3.3	6.3	
	Home ownership programs	%	14.1	6.7	16.3	15.6	
	Indigenous-specific housing incentives/initiatives such as mortgage applications or other returns on investment	%	21.2	20.2	19.0	28.1	
	Teach basic life skills in schools.	%	0.3	1.1	0.0	0.0	
	Unsure	%	0.6	1.1	0.0	1.6	

Nanos hosted an open link online survey promoted by NWAC. Three hundred and twenty six Indigenous Women, Two-Spirit, Transgender and Gender-Diverse individuals, 17 years of age and over, from March 2nd to March 21st, 2023 shared their views. *Columns with n values under 30 have been shaded.



2023-23339 – Native Women's Association of Canada– NWAC Housing – STAT SHEET

Question 8 - Please rank the top three from the following in terms of the most useful for addressing your community's housing needs, where 1 is the most useful, 2 is the second most useful, and so on. [RANDOMIZE]

		Age					
		Canada 2023-03	17 to 34	35 to 54	55 plus	Refuse/no answer	
Question 8 - Rank 3	Total	Total N	299	85	149	61	4
	Emergency shelters	%	5.7	7.1	6.0	3.3	
	Transitional housing (short-term - fully subsidized, social supports onsite)	%	6.7	7.1	6.7	6.6	
	Supportive housing (long-term - fully subsidized, social supports onsite)	%	15.1	11.8	17.4	11.5	
	Community housing (social housing - rent-geared to income)	%	16.1	16.5	16.8	14.8	
	Affordable subsidized housing (partially subsidized)	%	21.7	25.9	18.1	24.6	
	Market rate housing (not subsidized)	%	5.4	1.2	8.1	3.3	
	Home ownership programs	%	15.7	16.5	14.1	19.7	
	Indigenous-specific housing incentives/initiatives such as mortgage applications or other returns on investment	%	10.0	10.6	9.4	11.5	
	More housing/land for housing	%	0.3	0.0	0.7	0.0	
	Safe living	%	0.3	0.0	0.0	1.6	
	Unsure	%	3.0	3.5	2.7	3.3	

Nanos hosted an open link online survey promoted by NWAC. Three hundred and twenty six Indigenous Women, Two-Spirit, Transgender and Gender-Diverse individuals, 17 years of age and over, from March 2nd to March 21st, 2023 shared their views. *Columns with n values under 30 have been shaded.



2023-23339 – Native Women's Association of Canada– NWAC Housing – STAT SHEET

Please rank the top three in importance of the following places and services being accessible when choosing a home, where 1 is most important, 2 is the second most important, and so on. [RANDOMIZE]

		Age					
		Canada 2023-03	17 to 34	35 to 54	55 plus	Refuse/no answer	
Question 9 - Rank 1	Total	Total N	326	90	159	71	6
	Recreational facilities (Parks, green spaces)	%	10.1	10.0	11.3	5.6	
	Medical services	%	24.8	21.1	18.9	43.7	
	Educational centers (Schools)	%	24.8	25.6	28.9	16.9	
	Childcare services	%	8.3	10.0	10.1	2.8	
	Major or minor roads	%	8.9	8.9	8.2	11.3	
	Public or free transit	%	14.1	14.4	14.5	11.3	
	2SLGBTQQA+ communities and/or adjacent friendly areas	%	4.9	7.8	5.7	0.0	
	Other	%	2.8	2.2	1.9	5.6	
	Unsure	%	1.2	0.0	0.6	2.8	

Nanos hosted an open link online survey promoted by NWAC. Three hundred and twenty six Indigenous Women, Two-Spirit, Transgender and Gender-Diverse individuals, 17 years of age and over, from March 2nd to March 21st, 2023 shared their views. *Columns with n values under 30 have been shaded.



2023-23339 – Native Women's Association of Canada– NWAC Housing – STAT SHEET

Please rank the top three in importance of the following places and services being accessible when choosing a home, where 1 is most important, 2 is the second most important, and so on. [RANDOMIZE]

		Age					
		Canada 2023-03	17 to 34	35 to 54	55 plus	Refuse/no answer	
Question 9 - Rank 2	Total	Total N	316	89	157	66	4
	Recreational facilities (Parks, green spaces)	%	25.6	22.5	26.8	27.3	
	Medical services	%	21.2	19.1	24.2	16.7	
	Educational centers (Schools)	%	13.9	14.6	12.7	15.2	
	Childcare services	%	11.4	19.1	8.3	9.1	
	Major or minor roads	%	9.2	3.4	10.2	15.2	
	Public or free transit	%	13.3	15.7	12.7	12.1	
	2SLGBTQQA+ communities and/or adjacent friendly areas	%	3.8	4.5	3.2	3.0	
	Other	%	1.3	0.0	1.9	1.5	
	Unsure	%	0.3	1.1	0.0	0.0	

Nanos hosted an open link online survey promoted by NWAC. Three hundred and twenty six Indigenous Women, Two-Spirit, Transgender and Gender-Diverse individuals, 17 years of age and over, from March 2nd to March 21st, 2023 shared their views. *Columns with n values under 30 have been shaded.



2023-23339 – Native Women's Association of Canada– NWAC Housing – STAT SHEET

Question 9 - Please rank the top three in importance of the following places and services being accessible when choosing a home, where 1 is most important, 2 is the second most important, and so on. [RANDOMIZE]

		Age					
		Canada 2023-03	17 to 34	35 to 54	55 plus	Refuse/no answer	
Question 9 - Rank 3	Total	Total N	303	87	150	62	4
	Recreational facilities (Parks, green spaces)	%	24.4	29.9	22.0	24.2	
	Medical services	%	13.2	10.3	16.0	9.7	
	Educational centers (Schools)	%	14.5	12.6	17.3	11.3	
	Childcare services	%	11.6	16.1	10.7	8.1	
	Major or minor roads	%	12.5	10.3	13.3	12.9	
	Public or free transit	%	13.2	13.8	7.3	25.8	
	2SLGBTQQA+ communities and/or adjacent friendly areas	%	5.6	6.9	5.3	4.8	
	Other	%	3.6	0.0	6.0	3.2	
	Unsure	%	1.3	0.0	2.0	0.0	

Nanos hosted an open link online survey promoted by NWAC. Three hundred and twenty six Indigenous Women, Two-Spirit, Transgender and Gender-Diverse individuals, 17 years of age and over, from March 2nd to March 21st, 2023 shared their views. *Columns with n values under 30 have been shaded.



2023-23339 – Native Women's Association of Canada– NWAC Housing – STAT SHEET

		Age					
		Canada 2023-03	17 to 34	35 to 54	55 plus	Refuse/no answer	
Question 10 - What 2SLGBTQQA+ specific resources and programs, if any, exist in your community? [OPEN]	Total	Total N	245	63	126	55	1
	None/not much/ not aware of any	%	32.7	27.0	32.5	38.2	
	Local pride groups/events (Unspecified)	%	5.3	9.5	4.0	3.6	
	2 Spirited People Of The 1st Nations	%	1.2	1.6	1.6	0.0	
	Community centers/local resources/youth centers/programs (Unspecified)	%	14.7	17.5	13.5	14.5	
	ENABG	%	0.8	1.6	0.8	0.0	
	Safe Alliance	%	0.4	1.6	0.0	0.0	
	Shield program	%	0.8	1.6	0.8	0.0	
	Quadrangle	%	0.4	1.6	0.0	0.0	
	Outloud	%	0.8	0.0	0.8	1.8	
	Native Women's association of Canada/Toronto	%	0.4	0.0	0.8	0.0	
	Saga group	%	0.4	0.0	0.8	0.0	
	OUT Saskatoon	%	0.8	1.6	0.8	0.0	
	UR Pride	%	0.4	0.0	0.8	0.0	
	Sunshine House	%	0.8	1.6	0.8	0.0	
	The Rainbow Mosaic Network	%	0.4	1.6	0.0	0.0	
	Wabanaki 2Spirit Alliance	%	0.4	0.0	0.0	1.8	
	Friendship centre	%	0.8	0.0	0.8	1.8	
	Native council	%	0.4	0.0	0.0	1.8	
	Northern Mosaic	%	0.4	0.0	0.8	0.0	
	Foundry	%	0.8	0.0	1.6	0.0	
	Lower Fraser Valley Aboriginal Society	%	0.4	0.0	0.8	0.0	
	Saskatoon Sexual Health	%	0.4	1.6	0.0	0.0	
	Queer Yukon Society	%	0.4	0.0	0.8	0.0	
	Kamloops Pride	%	0.4	1.6	0.0	0.0	
	Muskoka Pride	%	0.4	1.6	0.0	0.0	
	Aboriginal Peoples Alliance Northern Ontario	%	0.4	0.0	0.8	0.0	
	MSVU Pride Centre	%	0.4	1.6	0.0	0.0	
	Many/several (unspecified)	%	2.9	3.2	2.4	3.6	

Nanos hosted an open link online survey promoted by NWAC. Three hundred and twenty six Indigenous Women, Two-Spirit, Transgender and Gender-Diverse individuals, 17 years of age and over, from March 2nd to March 21st, 2023 shared their views. *Columns with n values under 30 have been shaded.



2023-23339 – Native Women's Association of Canada– NWAC Housing – STAT SHEET

		Age					
		Canada 2023-03	17 to 34	35 to 54	55 plus	Refuse/no answer	
Mi'kmaw Friendship Centre	%	0.4	0.0	0.8	0.0		
Status of Women	%	0.4	0.0	0.8	0.0		
PARN	%	0.4	0.0	0.0	1.8		
HIV North	%	0.4	0.0	0.8	0.0		
Dawn Indigenous Friendship Centre	%	0.4	0.0	0.0	1.8		
Myths and Mirrors	%	0.4	1.6	0.0	0.0		
Georgian Bay Native Friendship Centre	%	0.4	0.0	0.8	0.0		
Waypoint	%	0.4	0.0	0.8	0.0		
Timmins Pride	%	0.4	1.6	0.0	0.0		
The Q	%	0.4	0.0	0.8	0.0		
Unsure	%	33.9	28.6	37.3	32.7		

*Values are based on the proportion a response represents of all responses (columns exceed 100%)

**Multifrequency tab based on multiple responses

Nanos hosted an open link online survey promoted by NWAC. Three hundred and twenty six Indigenous Women, Two-Spirit, Transgender and Gender-Diverse individuals, 17 years of age and over, from March 2nd to March 21st, 2023 shared their views. *Columns with n values under 30 have been shaded.



2023-23339 – Native Women's Association of Canada– NWAC Housing – STAT SHEET

		Age					
		Canada 2023-03	17 to 34	35 to 54	55 plus	Refuse/no answer	
Question 11 - Is your community able or not able to work together with nearby communities (within 50km-100km) to meet each other's basic needs (food, shelter, supplies, etc.)?	Total	Total N	326	90	159	71	6
	Able	%	42.0	43.3	39.6	45.1	
	Not able	%	14.4	14.4	14.5	14.1	
	Unsure	%	43.6	42.2	45.9	40.8	

		Age					
		Canada 2023-03	17 to 34	35 to 54	55 plus	Refuse/no answer	
On a scale of 0 to 10, where 0 is not important, and 10 is very important, how important is it for your community to work with nearby communities (within 50km-100km) to meet each other's basic needs (food, shelter, supplies, etc.)?	Total	Total N	326	90	159	71	6
		Mean	8.5	8.1	8.8	8.7	
		Median	10.0	9.0	10.0	10.0	
	Not important (0)	%	2.5	2.2	3.1	1.4	
	1	%	1.2	1.1	0.0	4.2	
	2	%	0.6	2.2	0.0	0.0	
	3	%	0.9	2.2	0.0	0.0	
	4	%	0.6	0.0	0.6	1.4	
	5	%	4.6	5.6	3.1	2.8	
	6	%	3.1	4.4	2.5	2.8	
	7	%	7.4	11.1	6.9	4.2	
	8	%	10.1	11.1	11.3	5.6	
	9	%	6.1	6.7	6.3	4.2	
Very important (10)	%	54.6	45.6	57.9	63.4		
Unsure	%	8.3	7.8	8.2	9.9		

Nanos hosted an open link online survey promoted by NWAC. Three hundred and twenty six Indigenous Women, Two-Spirit, Transgender and Gender-Diverse individuals, 17 years of age and over, from March 2nd to March 21st, 2023 shared their views. *Columns with n values under 30 have been shaded.



2023-23339 – Native Women's Association of Canada– NWAC Housing – STAT SHEET

		Age					
		Canada 2023-03	17 to 34	35 to 54	55 plus	Refuse/no answer	
Do you feel that your identity (i.e. cultural or gender identity) has had a positive, somewhat positive, somewhat negative, negative or no impact on your ability to access housing that meets your needs?	Total	Total N	326	90	159	71	6
	Positive	%	8.9	11.1	9.4	4.2	
	Somewhat positive	%	14.7	14.4	13.8	15.5	
	Somewhat negative	%	23.0	23.3	26.4	16.9	
	Negative	%	17.5	14.4	17.6	19.7	
	No impact	%	21.2	21.1	17.0	32.4	
	Unsure	%	14.7	15.6	15.7	11.3	

Nanos hosted an open link online survey promoted by NWAC. Three hundred and twenty six Indigenous Women, Two-Spirit, Transgender and Gender-Diverse individuals, 17 years of age and over, from March 2nd to March 21st, 2023 shared their views. *Columns with n values under 30 have been shaded.



2023-23339 – Native Women's Association of Canada– NWAC Housing – STAT SHEET

		Age					
		Canada 2023-03	17 to 34	35 to 54	55 plus	Refuse/no answer	
Question 14 - What could be changed to create housing that meets your distinct cultural and/ or gender needs? [OPEN]	Total	Total N	206	42	110	51	3
	Funding/Affordability	%	15.0	9.5	15.5	19.6	
	Understanding of our needs/lifestyle or cultural training	%	8.3	4.8	6.4	15.7	
	Indigenous ownership/native specific housing/amenities made for Indigenous needs	%	21.8	21.4	20.9	21.6	
	None/nothing	%	2.4	2.4	1.8	3.9	
	More on-reserve housing/more access of land to build on	%	3.4	0.0	3.6	5.9	
	Elimination of bias or discrimination	%	11.2	9.5	13.6	7.8	
	More housing overall/increased availability	%	8.7	2.4	10.0	11.8	
	Special mortgages or funding programs for first time buyers, single moms, elders, etc.	%	15.0	19.0	19.1	3.9	
	Safety/safe environment	%	2.4	4.8	1.8	2.0	
	Better employment opportunities	%	2.9	4.8	3.6	0.0	
	Quality homes/good locations	%	2.4	9.5	0.9	0.0	
	Other	%	5.3	4.8	7.3	2.0	
	Unsure	%	10.7	9.5	9.1	13.7	

*Values are based on the proportion a response represents of all responses (columns exceed 100%)

**Multifrequency tab based on multiple responses

Nanos hosted an open link online survey promoted by NWAC. Three hundred and twenty six Indigenous Women, Two-Spirit, Transgender and Gender-Diverse individuals, 17 years of age and over, from March 2nd to March 21st, 2023 shared their views. *Columns with n values under 30 have been shaded.



2023-23339 – Native Women's Association of Canada– NWAC Housing – STAT SHEET

		Age					
		Canada 2023-03	17 to 34	35 to 54	55 plus	Refuse/no answer	
Question 14 - What could be changed to create housing that meets your distinct cultural and/ or gender needs? [OPEN]	Total	Total N	226	43	125	55	3
	Funding/Affordability	%	13.7	9.3	13.6	18.2	
	Understanding of our needs/lifestyle or cultural training	%	7.5	4.7	5.6	14.5	
	Indigenous ownership/native specific housing/amenities made for Indigenous needs	%	19.9	20.9	18.4	20.0	
	None/nothing	%	2.2	2.3	1.6	3.6	
	More on-reserve housing/more access of land to build on	%	3.1	0.0	3.2	5.5	
	Elimination of bias or discrimination	%	10.2	9.3	12.0	7.3	
	More housing overall/increased availability	%	8.0	2.3	8.8	10.9	
	Special mortgages or funding programs for first time buyers, single moms, elders, etc.	%	13.7	18.6	16.8	3.6	
	Safety/safe environment	%	2.2	4.7	1.6	1.8	
	Better employment opportunities	%	2.7	4.7	3.2	0.0	
	Quality homes/good locations	%	2.2	9.3	0.8	0.0	
	Other	%	4.9	4.7	6.4	1.8	
	Unsure	%	9.7	9.3	8.0	12.7	

*Values are based on the proportion a response represents of all responses (columns add up to 100%)

**Multifrequency tab based on multiple responses

Nanos hosted an open link online survey promoted by NWAC. Three hundred and twenty six Indigenous Women, Two-Spirit, Transgender and Gender-Diverse individuals, 17 years of age and over, from March 2nd to March 21st, 2023 shared their views. *Columns with n values under 30 have been shaded.



2023-23339 – Native Women's Association of Canada– NWAC Housing – STAT SHEET

		Age					
		Canada 2023-03	17 to 34	35 to 54	55 plus	Refuse/no answer	
Question 15 - [OPEN] [UP TO 3 MENTIONS] What housing configurations or features would help you meet your cultural or gender-based housing needs?	Total	Total N	229	59	110	57	3
	Access to greenspace/ learning about greenspaces	%	12.2	16.9	10.0	10.5	
	Smudging space	%	3.5	5.1	1.8	5.3	
	Affordable housing and building supplies/low income options	%	16.2	15.3	17.3	15.8	
	Safety/security systems	%	12.7	20.3	8.2	14.0	
	Housing programs/subsidy/plans/financial support	%	16.6	20.3	16.4	14.0	
	Housing aid off reserve	%	4.4	1.7	6.4	3.5	
	Available and accessible transit/traffic issues	%	3.1	6.8	0.9	3.5	
	Transitional housing	%	0.9	1.7	0.9	0.0	
	Gender neutral/ inclusive	%	2.6	1.7	3.6	1.8	
	Close to amenities/access to amenities (groceries, childcare, healthcare, centres)	%	14.4	15.3	14.5	14.0	
	Space/private space	%	7.4	6.8	9.1	5.3	
	Indigenous community based	%	9.2	11.9	7.3	10.5	
	Areas for ceremonies, workshops and cultural practices	%	5.2	6.8	4.5	5.3	
	Close to family	%	1.7	0.0	2.7	1.8	
	Multi-family/multi-generation/co-owned units/co-op units	%	4.8	0.0	5.5	7.0	
	Senior support/elder homes/supportive living	%	3.9	1.7	2.7	8.8	
	Energy efficient/natural lighting from windows/environmentally friendly	%	3.1	0.0	4.5	3.5	
	Student housing	%	0.4	0.0	0.9	0.0	
	Parking	%	0.9	0.0	1.8	0.0	
	Other	%	3.5	3.4	3.6	3.5	
	Wheelchair/scooter accessible	%	4.4	1.7	2.7	8.8	
	Renovations allowed/upgrade/help with repairs/no needed repairs	%	3.9	3.4	3.6	5.3	
	Creative/art space	%	1.3	0.0	1.8	1.8	
	Smoke traditional meals/smokehouse	%	1.3	0.0	0.9	3.5	
	Family unit and support	%	10.9	5.1	16.4	7.0	

Nanos hosted an open link online survey promoted by NWAC. Three hundred and twenty six Indigenous Women, Two-Spirit, Transgender and Gender-Diverse individuals, 17 years of age and over, from March 2nd to March 21st, 2023 shared their views. *Columns with n values under 30 have been shaded.



2023-23339 – Native Women's Association of Canada– NWAC Housing – STAT SHEET

		Age				
		Canada 2023-03	17 to 34	35 to 54	55 plus	Refuse/no answer
Single person unit/ no kids unit	%	3.9	5.1	2.7	5.3	
Snow clearing and landscaping services	%	1.3	3.4	0.0	1.8	
None/nothing	%	1.7	3.4	0.9	1.8	
Large kitchen space	%	1.3	0.0	2.7	0.0	
More consideration and respect/culturally appropriate/representation	%	4.4	8.5	3.6	1.8	
Educated support staff	%	8.3	3.4	10.9	8.8	
Easier application process/ less requirements	%	1.7	1.7	2.7	0.0	
Indigenous owned	%	1.3	3.4	0.9	0.0	
Access to basic resources/appliances	%	5.7	1.7	4.5	12.3	
Land property/access	%	1.3	0.0	2.7	0.0	
Storage	%	1.7	5.1	0.9	0.0	
Availability	%	2.6	3.4	2.7	1.8	
Rent to own	%	2.2	5.1	0.9	1.8	
Home ownership	%	1.7	0.0	1.8	3.5	
Female service providers	%	0.4	0.0	0.9	0.0	
More bedrooms and washrooms	%	5.2	0.0	8.2	5.3	
Accept other forms of income for mortgage	%	0.4	0.0	0.9	0.0	
Quiet and comfortable environment	%	0.9	3.4	0.0	0.0	
Translation services/interpreter for meetings	%	0.9	0.0	1.8	0.0	
Membership help	%	0.4	0.0	0.0	1.8	
Independent landlords	%	0.4	1.7	0.0	0.0	
2Spirit support/ 2SLGBTQIA programs	%	0.9	0.0	1.8	0.0	
Culturally focused policies	%	0.9	0.0	0.9	1.8	
Labour availability	%	0.4	0.0	0.0	1.8	
Pet friendly	%	0.4	0.0	0.9	0.0	
Allowed visitors	%	0.4	0.0	0.9	0.0	
Unsure	%	7.4	8.5	8.2	5.3	
No answer	%	0.4	0.0	0.0	0.0	

*Values are based on the proportion a response represents of all responses (columns exceed 100%)

**Multifrequency tab based on multiple responses

Nanos hosted an open link online survey promoted by NWAC. Three hundred and twenty six Indigenous Women, Two-Spirit, Transgender and Gender-Diverse individuals, 17 years of age and over, from March 2nd to March 21st, 2023 shared their views. *Columns with n values under 30 have been shaded.



2023-23339 – Native Women's Association of Canada– NWAC Housing – STAT SHEET

		Age					
		Canada 2023-03	17 to 34	35 to 54	55 plus	Refuse/no answer	
Question 15 - [OPEN] [UP TO 3 MENTIONS] What housing configurations or features would help you meet your cultural or gender-based housing needs?	Total	Total N	475	120	232	119	4
	Access to greenspace/ learning about greenspaces	%	5.9	8.3	4.7	5.0	
	Smudging space	%	1.7	2.5	0.9	2.5	
	Affordable housing and building supplies/low income options	%	7.8	7.5	8.2	7.6	
	Safety/security systems	%	6.1	10.0	3.9	6.7	
	Housing programs/subsidy/plans/financial support	%	8.0	10.0	7.8	6.7	
	Housing aid off reserve	%	2.1	0.8	3.0	1.7	
	Available and accessible transit/traffic issues	%	1.5	3.3	0.4	1.7	
	Transitional housing	%	0.4	0.8	0.4	0.0	
	Gender neutral/ inclusive	%	1.3	0.8	1.7	0.8	
	Close to amenities/access to amenities (groceries, childcare, healthcare, centres)	%	6.9	7.5	6.9	6.7	
	Space/private space	%	3.6	3.3	4.3	2.5	
	Indigenous community based	%	4.4	5.8	3.4	5.0	
	Areas for ceremonies, workshops and cultural practices	%	2.5	3.3	2.2	2.5	
	Close to family	%	0.8	0.0	1.3	0.8	
	Multi-family/multi-generation/co-owned units/co-op units	%	2.3	0.0	2.6	3.4	
	Senior support/elder homes/supportive living	%	1.9	0.8	1.3	4.2	
	Energy efficient/natural lighting from windows/environmentally friendly	%	1.5	0.0	2.2	1.7	
	Student housing	%	0.2	0.0	0.4	0.0	
	Parking	%	0.4	0.0	0.9	0.0	
	Other	%	1.7	1.7	1.7	1.7	
	Wheelchair/scooter accessible	%	2.1	0.8	1.3	4.2	
	Renovations allowed/upgrade/help with repairs/no needed repairs	%	1.9	1.7	1.7	2.5	
	Creative/art space	%	0.6	0.0	0.9	0.8	
	Smoke traditional meals/smokehouse	%	0.6	0.0	0.4	1.7	
	Family unit and support	%	5.3	2.5	7.8	3.4	

Nanos hosted an open link online survey promoted by NWAC. Three hundred and twenty six Indigenous Women, Two-Spirit, Transgender and Gender-Diverse individuals, 17 years of age and over, from March 2nd to March 21st, 2023 shared their views. *Columns with n values under 30 have been shaded.



2023-23339 – Native Women's Association of Canada– NWAC Housing – STAT SHEET

		Age				
		Canada 2023-03	17 to 34	35 to 54	55 plus	Refuse/no answer
Single person unit/ no kids unit	%	1.9	2.5	1.3	2.5	
Snow clearing and landscaping services	%	0.6	1.7	0.0	0.8	
None/nothing	%	0.8	1.7	0.4	0.8	
Large kitchen space	%	0.6	0.0	1.3	0.0	
More consideration and respect/culturally appropriate/representation	%	2.1	4.2	1.7	0.8	
Educated support staff	%	4.0	1.7	5.2	4.2	
Easier application process/ less requirements	%	0.8	0.8	1.3	0.0	
Indigenous owned	%	0.6	1.7	0.4	0.0	
Access to basic resources/appliances	%	2.7	0.8	2.2	5.9	
Land property/access	%	0.6	0.0	1.3	0.0	
Storage	%	0.8	2.5	0.4	0.0	
Availability	%	1.3	1.7	1.3	0.8	
Rent to own	%	1.1	2.5	0.4	0.8	
Home ownership	%	0.8	0.0	0.9	1.7	
Female service providers	%	0.2	0.0	0.4	0.0	
More bedrooms and washrooms	%	2.5	0.0	3.9	2.5	
Accept other forms of income for mortgage	%	0.2	0.0	0.4	0.0	
Quiet and comfortable environment	%	0.4	1.7	0.0	0.0	
Translation services/interpreter for meetings	%	0.4	0.0	0.9	0.0	
Membership help	%	0.2	0.0	0.0	0.8	
Independent landlords	%	0.2	0.8	0.0	0.0	
2Spirit support/ 2SLGBTQIA programs	%	0.4	0.0	0.9	0.0	
Culturally focused policies	%	0.4	0.0	0.4	0.8	
Labour availability	%	0.2	0.0	0.0	0.8	
Pet friendly	%	0.2	0.0	0.4	0.0	
Allowed visitors	%	0.2	0.0	0.4	0.0	
Unsure	%	3.6	4.2	3.9	2.5	
No answer	%	0.2	0.0	0.0	0.0	

*Values are based on the proportion a response represents of all responses (columns add up to 100%)

**Multifrequency tab based on multiple responses

Nanos hosted an open link online survey promoted by NWAC. Three hundred and twenty six Indigenous Women, Two-Spirit, Transgender and Gender-Diverse individuals, 17 years of age and over, from March 2nd to March 21st, 2023 shared their views. *Columns with n values under 30 have been shaded.



2023-23339 – Native Women's Association of Canada– NWAC Housing – STAT SHEET

Question 16 - Have you heard or have you not heard of the following: [RANDOMIZE]

		Age					
			Canada 2023-03	17 to 34	35 to 54	55 plus	Refuse/no answer
First Nations On-Reserve Housing Program	Total	Total N	326	90	159	71	6
	Heard	%	38.3	36.7	36.5	45.1	
	Not Heard	%	54.3	55.6	56.6	49.3	
	Unsure	%	7.4	7.8	6.9	5.6	

Question 17 - Have you heard or have you not heard of the following: [RANDOMIZE]

		Age					
			Canada 2023-03	17 to 34	35 to 54	55 plus	Refuse/no answer
The On-Reserve Non-Profit Housing Program (Section 95)	Total	Total N	326	90	159	71	6
	Heard	%	14.4	11.1	13.2	18.3	
	Not Heard	%	78.8	83.3	81.1	71.8	
	Unsure	%	6.7	5.6	5.7	9.9	

Nanos hosted an open link online survey promoted by NWAC. Three hundred and twenty six Indigenous Women, Two-Spirit, Transgender and Gender-Diverse individuals, 17 years of age and over, from March 2nd to March 21st, 2023 shared their views. *Columns with n values under 30 have been shaded.



2023-23339 – Native Women's Association of Canada– NWAC Housing – STAT SHEET

Question 18 - Have you heard or have you not heard of the following: [RANDOMIZE]

		Age					
			Canada 2023-03	17 to 34	35 to 54	55 plus	Refuse/no answer
The Residential Rehabilitation Assistance Program (RRAP)	Total	Total N	326	90	159	71	6
	Heard	%	21.2	10.0	20.8	35.2	
	Not Heard	%	74.8	87.8	75.5	59.2	
	Unsure	%	4.0	2.2	3.8	5.6	

		Age					
			Canada 2023-03	17 to 34	35 to 54	55 plus	Refuse/no answer
Question 19 - Do you think your community should have a large role, a somewhat large role, a somewhat small role, a small role, or no role in informing housing policy?	Total	Total N	326	90	159	71	6
	Large role	%	45.7	40.0	51.6	42.3	
	Somewhat large role	%	38.7	47.8	34.6	38.0	
	Somewhat small role	%	4.3	4.4	5.0	0.0	
	Small role	%	3.1	4.4	0.6	5.6	
	No role	%	2.8	1.1	1.9	5.6	
	Unsure	%	5.5	2.2	6.3	8.5	

Nanos hosted an open link online survey promoted by NWAC. Three hundred and twenty six Indigenous Women, Two-Spirit, Transgender and Gender-Diverse individuals, 17 years of age and over, from March 2nd to March 21st, 2023 shared their views. *Columns with n values under 30 have been shaded.



2023-23339 – Native Women's Association of Canada– NWAC Housing – STAT SHEET

		Age					
		Canada 2023-03	17 to 34	35 to 54	55 plus	Refuse/no answer	
Question 20 - Prior to today, had you heard or not heard of the Urban, Rural and Northern Housing Strategy?	Total	Total N	326	90	159	71	6
	Heard	%	13.5	12.2	10.7	18.3	
	Not Heard	%	79.1	77.8	84.3	73.2	
	Unsure	%	7.4	10.0	5.0	8.5	

Nanos hosted an open link online survey promoted by NWAC. Three hundred and twenty six Indigenous Women, Two-Spirit, Transgender and Gender-Diverse individuals, 17 years of age and over, from March 2nd to March 21st, 2023 shared their views. *Columns with n values under 30 have been shaded.



2023-23339 – Native Women's Association of Canada– NWAC Housing – STAT SHEET

		Age					
		Canada 2023-03	18 to 34	35 to 54	55 plus	Refuse/no answer	
Question 21 - What should be the top priorities that are considered when developing a housing strategy for Urban, Rural and Northern Indigenous communities? [OPEN]	Total	Total N	284	76	138	66	4
	Safety	%	11.3	11.8	13.8	6.1	
	Location / proximity to essentials	%	20.4	14.5	21.0	27.3	
	Affordability	%	31.0	28.9	33.3	28.8	
	Supporting the community/those in need	%	12.3	13.2	12.3	12.1	
	Clean Water	%	5.3	2.6	7.2	3.0	
	Sustainability/environmental awareness	%	3.2	1.3	3.6	4.5	
	Homelessness / shelters / Transitional Housing	%	6.7	7.9	5.8	6.1	
	More public information	%	3.5	2.6	2.2	6.1	
	Listening to indigenous voices	%	9.9	11.8	9.4	9.1	
	Accessability	%	10.9	13.2	12.3	4.5	
	Cater to individual needs	%	6.0	7.9	5.8	4.5	
	Help those outside of land claim areas/off reserve/in urban areas	%	6.7	13.2	4.3	4.5	
	Improve housing / More housing	%	14.4	13.2	15.9	12.1	
	Job opportunities nearby	%	1.4	1.3	2.2	0.0	
	Home ownership programs	%	5.3	3.9	8.0	1.5	
	Helping families/large families/multi-generational homes	%	9.5	7.9	10.1	7.6	
	Promoting indigenous culture	%	6.7	7.9	5.8	7.6	
	Other	%	0.7	0.0	1.4	0.0	
	Unsure	%	2.1	2.6	2.9	0.0	

*Values are based on the proportion a response represents of all responses (columns exceed 100%)

**Multifrequency tab based on multiple responses

Nanos hosted an open link online survey promoted by NWAC. Three hundred and twenty six Indigenous Women, Two-Spirit, Transgender and Gender-Diverse individuals, 17 years of age and over, from March 2nd to March 21st, 2023 shared their views. *Columns with n values under 30 have been shaded.



2023-23339 – Native Women's Association of Canada– NWAC Housing – STAT SHEET

		Age					
		Canada 2023-03	17 to 34	35 to 54	55 plus	Refuse/no answer	
Question 21 - What should be the top priorities that are considered when developing a housing strategy for Urban, Rural and Northern Indigenous communities? [OPEN]	Total	Total N	475	126	245	96	8
	Safety	%	6.7	7.1	7.8	4.2	
	Location / proximity to essentials	%	12.2	8.7	11.8	18.8	
	Affordability	%	18.5	17.5	18.8	19.8	
	Supporting the community/those in need	%	7.4	7.9	6.9	8.3	
	Clean Water	%	3.2	1.6	4.1	2.1	
	Sustainability/environmental awareness	%	1.9	0.8	2.0	3.1	
	Homelessness / shelters / Transitional Housing	%	4.0	4.8	3.3	4.2	
	More public information	%	2.1	1.6	1.2	4.2	
	Listening to indigenous voices	%	5.9	7.1	5.3	6.3	
	Accesibility	%	6.5	7.9	6.9	3.1	
	Cater to individual needs	%	3.6	4.8	3.3	3.1	
	Help those outside of land claim areas/off reserve/in urban areas	%	4.0	7.9	2.4	3.1	
	Improve housing / More housing	%	8.6	7.9	9.0	8.3	
	Job opportunities nearby	%	0.8	0.8	1.2	0.0	
	Home ownership programs	%	3.2	2.4	4.5	1.0	
	Helping families/large families/multi-generational homes	%	5.7	4.8	5.7	5.2	
	Promoting indigenous culture	%	4.0	4.8	3.3	5.2	
	Other	%	0.4	0.0	0.8	0.0	
	Unsure	%	1.3	1.6	1.6	0.0	

*Values are based on the proportion a response represents of all responses (columns add up to 100%)

**Multifrequency tab based on multiple responses

Nanos hosted an open link online survey promoted by NWAC. Three hundred and twenty six Indigenous Women, Two-Spirit, Transgender and Gender-Diverse individuals, 17 years of age and over, from March 2nd to March 21st, 2023 shared their views. *Columns with n values under 30 have been shaded.



2023-23339 – Native Women's Association of Canada– NWAC Housing – STAT SHEET

		Age					
		Canada 2023-03	17 to 34	35 to 54	55 plus	Refuse/no answer	
Question 22 - How can other stakeholders, such as developers, policy makers and regulators, best work with Indigenous communities to develop solutions for culturally appropriate, accessible, affordable, sustainable housing in Urban, Rural and Northern Indigenous communities? [OPEN]	Total	Total N	256	63	125	64	4
	Ask and listen to them/community engagement	%	54.3	54.0	52.8	57.8	
	Work with Indigenous people/take action	%	9.8	12.7	6.4	14.1	
	More funding/give back to the community/programs for more access to housing	%	9.0	7.9	8.8	10.9	
	Being welcoming/inclusive	%	3.1	3.2	4.8	0.0	
	Create more/better housing spaces	%	9.8	6.3	12.8	7.8	
	Tailor strategies for each area/understand different needs	%	8.2	14.3	4.0	7.8	
	Environmentally responsible	%	1.2	0.0	2.4	0.0	
	Access to services (schools, hospital, etc.)	%	2.0	0.0	1.6	4.7	
	Other	%	5.1	6.3	4.8	3.1	
	Unsure	%	5.1	6.3	4.8	4.7	
	99.00	%	0.8	1.6	0.8	0.0	

*Values are based on the proportion a response represents of all responses (columns exceed 100%)

**Multifrequency tab based on multiple responses

Nanos hosted an open link online survey promoted by NWAC. Three hundred and twenty six Indigenous Women, Two-Spirit, Transgender and Gender-Diverse individuals, 17 years of age and over, from March 2nd to March 21st, 2023 shared their views. *Columns with n values under 30 have been shaded.



2023-23339 – Native Women's Association of Canada– NWAC Housing – STAT SHEET

		Age					
		Canada 2023-03	17 to 34	35 to 54	55 plus	Refuse/no answer	
Question 22 - How can other stakeholders, such as developers, policy makers and regulators, best work with Indigenous communities to develop solutions for culturally appropriate, accessible, affordable, sustainable housing in Urban, Rural and Northern Indigenous communities? [OPEN]	Total	Total N	277	71	130	71	5
	Ask and listen to them/community engagement	%	50.2	47.9	50.8	52.1	
	Work with Indigenous people/take action	%	9.0	11.3	6.2	12.7	
	More funding/give back to the community/programs for more access to housing	%	8.3	7.0	8.5	9.9	
	Being welcoming/inclusive	%	2.9	2.8	4.6	0.0	
	Create more/better housing spaces	%	9.0	5.6	12.3	7.0	
	Tailor strategies for each area/understand different needs	%	7.6	12.7	3.8	7.0	
	Environmentally responsible	%	1.1	0.0	2.3	0.0	
	Access to services (schools, hospital, etc.)	%	1.8	0.0	1.5	4.2	
	Other	%	4.7	5.6	4.6	2.8	
	Unsure	%	4.7	5.6	4.6	4.2	
	99.00	%	0.7	1.4	0.8	0.0	

*Values are based on the proportion a response represents of all responses (columns add up to 100%)

**Multifrequency tab based on multiple responses

Nanos hosted an open link online survey promoted by NWAC. Three hundred and twenty six Indigenous Women, Two-Spirit, Transgender and Gender-Diverse individuals, 17 years of age and over, from March 2nd to March 21st, 2023 shared their views. *Columns with n values under 30 have been shaded.



2023-23339 – Native Women's Association of Canada– NWAC Housing – STAT SHEET

		Age					
		Canada 2023-03	17 to 34	35 to 54	55 plus	Refuse/no answer	
Question 23 - What organizations or groups should be involved in developing solutions for culturally appropriate, accessible, affordable, sustainable housing in Urban, Rural and Northern Indigenous communities? [OPEN]	Total	Total N	252	60	126	65	1
	The provincial government	%	4.8	3.3	6.3	3.1	
	The municipal government	%	4.8	6.7	6.3	0.0	
	Band councils/ Elders	%	25.0	15.0	24.6	35.4	
	Non-profits	%	5.6	6.7	5.6	4.6	
	The local communiy/ Indigenous people in those communities	%	22.6	18.3	22.2	27.7	
	Devolppers/contractors	%	2.0	3.3	1.6	1.5	
	Federal government	%	3.6	6.7	2.4	3.1	
	Indigenous groups (unspecified)	%	17.5	13.3	20.6	15.4	
	Government (unspecified)	%	4.0	8.3	2.4	3.1	
	NWAC	%	4.4	1.7	5.6	4.6	
	Friendship Centres	%	13.5	11.7	17.5	7.7	
	Indigenous housing organizations (i.e. Aboriginal Housing Society (AHS))	%	8.7	3.3	11.1	9.2	
	Financial institutions (i.e. banks)	%	1.2	1.7	1.6	0.0	
	Everyone	%	8.3	18.3	4.8	6.2	
	Women's groups	%	1.6	3.3	0.8	1.5	
	Social workers/ health organizations	%	6.3	5.0	7.9	4.6	
	Organizations that focus on urban Indigenous communities/housing/needs	%	2.0	3.3	0.8	3.1	
	Youth/family groups	%	2.4	1.7	2.4	3.1	
	Other	%	4.8	5.0	3.2	6.2	
	Unsure	%	7.9	13.3	7.9	3.1	

*Values are based on the proportion a response represents of all responses (columns exceed 100%)

**Multifrequency tab based on multiple responses

Nanos hosted an open link online survey promoted by NWAC. Three hundred and twenty six Indigenous Women, Two-Spirit, Transgender and Gender-Diverse individuals, 17 years of age and over, from March 2nd to March 21st, 2023 shared their views. *Columns with n values under 30 have been shaded.



2023-23339 – Native Women's Association of Canada– NWAC Housing – STAT SHEET

		Age					
			Canada 2023-03	17 to 34	35 to 54	55 plus	Refuse/no answer
Question 23 - What organizations or groups should be involved in developing solutions for culturally appropriate, accessible, affordable, sustainable housing in Urban, Rural and Northern Indigenous communities? [OPEN]	Total	Total N	380	90	196	93	1
	The provincial government	%	3.2	2.2	4.1	2.2	
	The municipal government	%	3.2	4.4	4.1	0.0	
	Band councils/ Elders	%	16.6	10.0	15.8	24.7	
	Non-profits	%	3.7	4.4	3.6	3.2	
	The local communiy/ Indigenous people in those communities	%	15.0	12.2	14.3	19.4	
	Devolppers/contractors	%	1.3	2.2	1.0	1.1	
	Federal government	%	2.4	4.4	1.5	2.2	
	Indigenous groups (unspecified)	%	11.6	8.9	13.3	10.8	
	Government (unspecified)	%	2.6	5.6	1.5	2.2	
	NWAC	%	2.9	1.1	3.6	3.2	
	Friendship Centres	%	8.9	7.8	11.2	5.4	
	Indigenous housing organizations (i.e. Aboriginal Housing Society (AHS))	%	5.8	2.2	7.1	6.5	
	Financial institutions (i.e. banks)	%	0.8	1.1	1.0	0.0	
	Everyone	%	5.5	12.2	3.1	4.3	
	Women's groups	%	1.1	2.2	0.5	1.1	
	Social workers/ health organizations	%	4.2	3.3	5.1	3.2	
	Organizations that focus on urban Indigenous communities/housing/needs	%	1.3	2.2	0.5	2.2	
	Youth/family groups	%	1.6	1.1	1.5	2.2	
	Other	%	3.2	3.3	2.0	4.3	
	Unsure	%	5.3	8.9	5.1	2.2	

*Values are based on the proportion a response represents of all responses (columns add up to 100%)

**Multifrequency tab based on multiple responses

Nanos hosted an open link online survey promoted by NWAC. Three hundred and twenty six Indigenous Women, Two-Spirit, Transgender and Gender-Diverse individuals, 17 years of age and over, from March 2nd to March 21st, 2023 shared their views. *Columns with n values under 30 have been shaded.



2023-23339 – Native Women's Association of Canada– NWAC Housing – STAT SHEET – By living on-reserve or off-reserve

		Do you currently live on a reserve?			
		Canada 2023-03	I live on a reserve	I do not live on a reserve	
Question - Which of the following do you use to best identify yourself? (Click all that apply)	Total	Total N	323	67	256
	First Nations	%	79.3	97.0	74.6
	Inuit	%	4.0	1.5	4.7
	Métis	%	19.2	1.5	23.8

*Values are based on the proportion a response represents of all responses (columns exceed 100%)

**Multifrequency tab based on multiple responses

		Do you currently live on a reserve?			
		Canada 2023-03	I live on a reserve	I do not live on a reserve	
Question - Which of the following do you use to best identify yourself? (Click all that apply)	Total	Total N	331	67	264
	First Nations	%	77.3	97.0	72.3
	Inuit	%	3.9	1.5	4.5
	Métis	%	18.7	1.5	23.1

*Values are based on the proportion a response represents of all responses (columns add up to 100%)

**Multifrequency tab based on multiple responses

Nanos hosted an open link online survey promoted by NWAC. Three hundred and twenty six Indigenous Women, Two-Spirit, Transgender and Gender-Diverse individuals, 17 years of age and over, from March 2nd to March 21st, 2023 shared their views.



2023-23339 – Native Women's Association of Canada– NWAC Housing – STAT SHEET – By living on-reserve or off-reserve

		Do you currently live on a reserve?			
		Canada 2023-03	I live on a reserve	I do not live on a reserve	
Question - Please select your gender (select as many as apply)	Total	Total N	323	67	256
	Woman	%	94.7	94.0	94.9
	Non-binary	%	2.5	0.0	3.1
	Two-Spirit	%	7.7	7.5	7.8
	Transgender	%	1.5	3.0	1.2

*Values are based on the proportion a response represents of all responses (columns exceed 100%)

**Multifrequency tab based on multiple responses

		Do you currently live on a reserve?			
		Canada 2023-03	I live on a reserve	I do not live on a reserve	
Question - Please select your gender (select as many as apply)	Total	Total N	344	70	274
	Woman	%	89.0	90.0	88.7
	Non-binary	%	2.3	0.0	2.9
	Two-Spirit	%	7.3	7.1	7.3
	Transgender	%	1.5	2.9	1.1

*Values are based on the proportion a response represents of all responses (columns add up to 100%)

**Multifrequency tab based on multiple responses

Nanos hosted an open link online survey promoted by NWAC. Three hundred and twenty six Indigenous Women, Two-Spirit, Transgender and Gender-Diverse individuals, 17 years of age and over, from March 2nd to March 21st, 2023 shared their views.



2023-23339 – Native Women's Association of Canada– NWAC Housing – STAT SHEET – By living on-reserve or off-reserve

		Do you currently live on a reserve?			
		Canada 2023-03	I live on a reserve	I do not live on a reserve	
Question1 - Which of the following best describes your current housing situation?	Total	Total N	323	67	256
	Homelessness	%	1.5	3.0	1.2
	Emergency shelter	%	0.6	0.0	0.8
	Transitional housing (short-term - fully subsidized, social supports onsite)	%	1.9	3.0	1.6
	Supportive housing (long-term - fully subsidized, social supports onsite)	%	1.2	0.0	1.6
	Community housing (social housing - rent-geared to income)	%	9.6	16.4	7.8
	Affordable subsidized housing (partially subsidized)	%	7.4	6.0	7.8
	Market rate rental housing (not subsidized)	%	26.3	7.5	31.3
	On-reserve home ownership	%	11.8	52.2	1.2
	Off-reserve home ownership	%	29.4	0.0	37.1
	Living with friends/family	%	6.8	7.5	6.6
	Other	%	0.9	0.0	1.2
	Unsure	%	2.5	4.5	2.0

Nanos hosted an open link online survey promoted by NWAC. Three hundred and twenty six Indigenous Women, Two-Spirit, Transgender and Gender-Diverse individuals, 17 years of age and over, from March 2nd to March 21st, 2023 shared their views.



2023-23339 – Native Women's Association of Canada– NWAC Housing – STAT SHEET – By living on-reserve or off-reserve

		Do you currently live on a reserve?			
			Canada 2023-03	I live on a reserve	I do not live on a reserve
Question 2 - What type of housing do you currently live in?	Total	Total N	323	67	256
	Single detached family home	%	52.9	62.7	50.4
	Semi-detached home	%	6.8	6.0	7.0
	Town house	%	6.8	6.0	7.0
	Rented home/rented room in home	%	15.8	19.4	14.8
	Apartment building	%	13.0	0.0	16.4
	Shelter	%	0.9	1.5	0.8
	Mobile home	%	1.9	3.0	1.6
	Other	%	0.6	1.5	0.4
	Unsure	%	1.2	0.0	1.6

		Do you currently live on a reserve?			
			Canada 2023-03	I live on a reserve	I do not live on a reserve
Question 3 - Are you satisfied, somewhat satisfied, somewhat unsatisfied or unsatisfied with your current housing?	Total	Total N	323	67	256
	Satisfied	%	26.6	31.3	25.4
	Somewhat satisfied	%	32.5	23.9	34.8
	Somewhat unsatisfied	%	18.6	19.4	18.4
	Unsatisfied	%	21.7	23.9	21.1
	Unsure	%	0.6	1.5	0.4

Nanos hosted an open link online survey promoted by NWAC. Three hundred and twenty six Indigenous Women, Two-Spirit, Transgender and Gender-Diverse individuals, 17 years of age and over, from March 2nd to March 21st, 2023 shared their views.



2023-23339 – Native Women's Association of Canada– NWAC Housing – STAT SHEET – By living on-reserve or off-reserve

		Do you currently live on a reserve?			
		Canada 2023-03	I live on a reserve	I do not live on a reserve	
Question 4 - Why do you have that opinion? [OPEN]	Total	Total N	218	46	172
	Housing too small/crowded/want more space	%	15.1	19.6	14.0
	Expensive/unaffordable (rent, utilities, interest, etc)	%	33.5	13.0	39.0
	Unhappy with landlord/building maintenance/mold	%	11.0	8.7	11.6
	It is safe	%	4.6	4.3	4.7
	It is unsafe	%	1.4	2.2	1.2
	Affordable housing/living arrangements	%	10.1	8.7	10.5
	Happy with landlord/maintenance	%	2.8	8.7	1.2
	Purchased home/homeowner	%	3.2	2.2	3.5
	Home in need of repairs/upgrades	%	15.6	17.4	15.1
	Toxic/racist living environment	%	4.1	0.0	5.2
	No running water	%	0.9	2.2	0.6
	Good location/neighborhood	%	3.7	0.0	4.7
	Happy with current home/needs being met	%	5.0	4.3	5.2
	Would like to be a homeowner	%	3.2	8.7	1.7
	Lack of accessibility/services	%	2.3	2.2	2.3
	Living with family/community	%	2.8	8.7	1.2
	Not adequate/does not meet me needs	%	0.9	2.2	0.6
	Other	%	2.3	0.0	2.9
	Unsure	%	0.5	2.2	0.0

*Values are based on the proportion a response represents of all responses (columns exceed 100%)

**Multifrequency tab based on multiple responses

Nanos hosted an open link online survey promoted by NWAC. Three hundred and twenty six Indigenous Women, Two-Spirit, Transgender and Gender-Diverse individuals, 17 years of age and over, from March 2nd to March 21st, 2023 shared their views.



2023-23339 – Native Women's Association of Canada– NWAC Housing – STAT SHEET – By living on-reserve or off-reserve

		Do you currently live on a reserve?			
		Canada 2023-03	I live on a reserve	I do not live on a reserve	
Question 4 - Why do you have that opinion? [OPEN]	Total	Total N	268	53	215
	Housing too small/crowded/want more space	%	12.3	17.0	11.2
	Expensive/unaffordable (rent, utilities, interest, etc)	%	27.2	11.3	31.2
	Unhappy with landlord/building maintenance/mold	%	9.0	7.5	9.3
	It is safe	%	3.7	3.8	3.7
	It is unsafe	%	1.1	1.9	0.9
	Affordable housing/living arrangements	%	8.2	7.5	8.4
	Happy with landlord/maintenance	%	2.2	7.5	0.9
	Purchased home/homeowner	%	2.6	1.9	2.8
	Home in need of repairs/upgrades	%	12.7	15.1	12.1
	Toxic/racist living environment	%	3.4	0.0	4.2
	No running water	%	0.7	1.9	0.5
	Good location/neighborhood	%	3.0	0.0	3.7
	Happy with current home/needs being met	%	4.1	3.8	4.2
	Would like to be a homeowner	%	2.6	7.5	1.4
	Lack of accessibility/services	%	1.9	1.9	1.9
	Living with family/community	%	2.2	7.5	0.9
	Not adequate/does not meet me needs	%	0.7	1.9	0.5
	Other	%	1.9	0.0	2.3
	Unsure	%	0.4	1.9	0.0

*Values are based on the proportion a response represents of all responses (columns add up to 100%)

**Multifrequency tab based on multiple responses

Nanos hosted an open link online survey promoted by NWAC. Three hundred and twenty six Indigenous Women, Two-Spirit, Transgender and Gender-Diverse individuals, 17 years of age and over, from March 2nd to March 21st, 2023 shared their views.



2023-23339 – Native Women's Association of Canada– NWAC Housing – STAT SHEET – By living on-reserve or off-reserve

		Do you currently live on a reserve?			
		Canada 2023-03	I live on a reserve	I do not live on a reserve	
Question 5 - What is the preferred type of housing you would want to live in?	Total	Total N	323	67	256
	Single detached family home	%	70.6	76.1	69.1
	Semi-detached home	%	3.1	7.5	2.0
	Town house	%	5.9	3.0	6.6
	Rented home/rented room in home	%	2.8	4.5	2.3
	Apartment building	%	2.8	0.0	3.5
	Unit geared to disability/low income	%	0.9	0.0	1.2
	Any type I can own/afford	%	1.9	0.0	2.3
	Something bigger/more space	%	1.2	1.5	1.2
	Something accessible	%	0.6	0.0	0.8
	I like my current home	%	1.2	1.5	1.2
	Other	%	2.2	3.0	2.0
	Unsure	%	6.8	3.0	7.8

Nanos hosted an open link online survey promoted by NWAC. Three hundred and twenty six Indigenous Women, Two-Spirit, Transgender and Gender-Diverse individuals, 17 years of age and over, from March 2nd to March 21st, 2023 shared their views.



2023-23339 – Native Women's Association of Canada– NWAC Housing – STAT SHEET – By living on-reserve or off-reserve

		Do you currently live on a reserve?			
		Canada 2023-03	I live on a reserve	I do not live on a reserve	
Question 6 - What barriers, if any, have you experienced when it comes to accessing housing that meets your needs? [OPEN] [UP TO 3 MENTIONS]	Total	Total N	293	60	233
	Housing price/affordability/high down payment	%	57.3	35.0	63.1
	Interest rates/mortgage approval/credit score	%	19.8	10.0	22.3
	Taxes/services/utilities costs	%	5.8	0.0	7.3
	Lack of reference/co-signer	%	1.7	0.0	2.1
	Lack of housing/long wait lists	%	28.3	41.7	24.9
	Accessibility/ accommodations for age or disability	%	6.8	6.7	6.9
	Safety	%	5.1	6.7	4.7
	Running water/availability of utilities	%	1.7	6.7	0.4
	Lack of knowledge/education/community support	%	5.8	8.3	5.2
	Location/distance to services/transportation	%	20.1	16.7	21.0
	Income/employment/personal finances/inflation	%	29.7	21.7	31.8
	Housing too small/overcrowding	%	8.5	11.7	7.7
	Lack of pet-friendly options	%	3.4	0.0	4.3
	Racism/discrimination	%	6.5	3.3	7.3
	Housing conditions are poor	%	4.8	5.0	4.7
	None	%	1.7	3.3	1.3
	Home maintenance/repairs/materials costs	%	5.5	6.7	5.2
	Land ownership issues/certification of land ownership	%	2.7	10.0	0.9
	Lack of funding/financial support	%	4.1	10.0	2.6
	Other	%	10.6	15.0	9.4
	Being single/single mom/living alone	%	3.1	3.3	3.0
	Unsure	%	0.3	0.0	0.4

*Values are based on the proportion a response represents of all responses (columns exceed 100%)

**Multifrequency tab based on multiple responses

Nanos hosted an open link online survey promoted by NWAC. Three hundred and twenty six Indigenous Women, Two-Spirit, Transgender and Gender-Diverse individuals, 17 years of age and over, from March 2nd to March 21st, 2023 shared their views.



2023-23339 – Native Women's Association of Canada– NWAC Housing – STAT SHEET – By living on-reserve or off-reserve

		Do you currently live on a reserve?			
		Canada 2023-03	I live on a reserve	I do not live on a reserve	
Question 6 - What barriers, if any, have you experienced when it comes to accessing housing that meets your needs? [OPEN] [UP TO 3 MENTIONS]	Total	Total N	684	133	551
	Housing price/affordability/high down payment	%	24.6	15.8	26.7
	Interest rates/mortgage approval/credit score	%	8.5	4.5	9.4
	Taxes/services/utilities costs	%	2.5	0.0	3.1
	Lack of reference/co-signer	%	0.7	0.0	0.9
	Lack of housing/long wait lists	%	12.1	18.8	10.5
	Accessibility/ accommodations for age or disability	%	2.9	3.0	2.9
	Safety	%	2.2	3.0	2.0
	Running water/availability of utilities	%	0.7	3.0	0.2
	Lack of knowledge/education/community support	%	2.5	3.8	2.2
	Location/distance to services/transportation	%	8.6	7.5	8.9
	Income/employment/personal finances/inflation	%	12.7	9.8	13.4
	Housing too small/overcrowding	%	3.7	5.3	3.3
	Lack of pet-friendly options	%	1.5	0.0	1.8
	Racism/discrimination	%	2.8	1.5	3.1
	Housing conditions are poor	%	2.0	2.3	2.0
	None	%	0.7	1.5	0.5
	Home maintenance/repairs/materials costs	%	2.3	3.0	2.2
	Land ownership issues/certification of land ownership	%	1.2	4.5	0.4
	Lack of funding/financial support	%	1.8	4.5	1.1
	Other	%	4.5	6.8	4.0
	Being single/single mom/living alone	%	1.3	1.5	1.3
	Unsure	%	0.1	0.0	0.2

*Values are based on the proportion a response represents of all responses (columns add up to 100%)

**Multifrequency tab based on multiple responses

Nanos hosted an open link online survey promoted by NWAC. Three hundred and twenty six Indigenous Women, Two-Spirit, Transgender and Gender-Diverse individuals, 17 years of age and over, from March 2nd to March 21st, 2023 shared their views.



2023-23339 – Native Women's Association of Canada– NWAC Housing – STAT SHEET – By living on-reserve or off-reserve

Please rank the top three from the following in terms of the most useful for addressing your personal housing needs, where 1 is the most useful, 2 is the second most useful, and so on. [RANDOMIZE]

		Do you currently live on a reserve?			
		Canada 2023-03	I live on a reserve	I do not live on a reserve	
Question 7 - Rank 1	Total	Total N	310	63	247
	Emergency shelters	%	2.6	3.2	2.4
	Transitional housing (short-term - fully subsidized; social supports onsite)	%	1.3	0.0	1.6
	Supportive housing (long-term - fully subsidized; social supports onsite)	%	3.9	7.9	2.8
	Community housing (social housing - rent-geared to income)	%	7.4	4.8	8.1
	Affordable subsidized housing (partially subsidized)	%	11.6	11.1	11.7
	Market rate housing (not subsidized)	%	8.4	3.2	9.7
	Home ownership programs	%	31.0	42.9	27.9
	Indigenous-specific housing incentives/initiatives such as mortgage applications or other returns on investment	%	30.0	25.4	31.2
	Assistance in making repairs/renovations	%	1.0	0.0	1.2
	Other (Specify below)	%	0.3	0.0	0.4
	Unsure	%	2.6	1.6	2.8

Nanos hosted an open link online survey promoted by NWAC. Three hundred and twenty six Indigenous Women, Two-Spirit, Transgender and Gender-Diverse individuals, 17 years of age and over, from March 2nd to March 21st, 2023 shared their views.



2023-23339 – Native Women's Association of Canada– NWAC Housing – STAT SHEET – By living on-reserve or off-reserve

Please rank the top three from the following in terms of the most useful for addressing your personal housing needs, where 1 is the most useful, 2 is the second most useful, and so on. [RANDOMIZE]

		Do you currently live on a reserve?			
		Canada 2023-03	I live on a reserve	I do not live on a reserve	
Question 7 - Rank 2	Total	Total N	295	60	235
	Emergency shelters	%	2.0	5.0	1.3
	Transitional housing (short-term - fully subsidized; social supports onsite)	%	2.4	1.7	2.6
	Supportive housing (long-term - fully subsidized; social supports onsite)	%	9.2	10.0	8.9
	Community housing (social housing - rent-geared to income)	%	10.5	6.7	11.5
	Affordable subsidized housing (partially subsidized)	%	13.2	11.7	13.6
	Market rate housing (not subsidized)	%	7.1	8.3	6.8
	Home ownership programs	%	26.4	20.0	28.1
	Indigenous-specific housing incentives/initiatives such as mortgage applications or other returns on investment	%	27.5	35.0	25.5
	Other (Specify below)	%	1.4	0.0	1.7
	Unsure	%	0.3	1.7	0.0

Nanos hosted an open link online survey promoted by NWAC. Three hundred and twenty six Indigenous Women, Two-Spirit, Transgender and Gender-Diverse individuals, 17 years of age and over, from March 2nd to March 21st, 2023 shared their views.



2023-23339 – Native Women's Association of Canada– NWAC Housing – STAT SHEET – By living on-reserve or off-reserve

Please rank the top three from the following in terms of the most useful for addressing your personal housing needs, where 1 is the most useful, 2 is the second most useful, and so on. [RANDOMIZE]

		Do you currently live on a reserve?			
		Canada 2023-03	I live on a reserve	I do not live on a reserve	
Question 7 - Rank 3	Total	Total N	282	58	224
	Emergency shelters	%	2.1	5.2	1.3
	Transitional housing (short-term - fully subsidized; social supports onsite)	%	6.7	6.9	6.7
	Supportive housing (long-term - fully subsidized; social supports onsite)	%	7.8	13.8	6.3
	Community housing (social housing - rent-geared to income)	%	15.6	13.8	16.1
	Affordable subsidized housing (partially subsidized)	%	20.2	15.5	21.4
	Market rate housing (not subsidized)	%	9.6	8.6	9.8
	Home ownership programs	%	14.5	6.9	16.5
	Indigenous-specific housing incentives/initiatives such as mortgage applications or other returns on investment	%	15.2	17.2	14.7
	Assistance in making repairs/renovations	%	1.4	3.4	0.9
	Other (Specify below)	%	1.8	3.4	1.3
	Unsure	%	5.0	5.2	4.9

Nanos hosted an open link online survey promoted by NWAC. Three hundred and twenty six Indigenous Women, Two-Spirit, Transgender and Gender-Diverse individuals, 17 years of age and over, from March 2nd to March 21st, 2023 shared their views.



2023-23339 – Native Women's Association of Canada– NWAC Housing – STAT SHEET – By living on-reserve or off-reserve

Please rank the top three from the following in terms of the most useful for addressing your community's housing needs, where 1 is the most useful, 2 is the second most useful, and so on. [RANDOMIZE]

		Do you currently live on a reserve?			
		Canada 2023-03	I live on a reserve	I do not live on a reserve	
Question 8 - Rank 1	Total	Total N			
	Emergency shelters	%	9.4	7.7	9.9
	Transitional housing (short-term - fully subsidized, social supports onsite)	%	2.8	0.0	3.6
	Supportive housing (long-term - fully subsidized, social supports onsite)	%	11.3	13.8	10.7
	Community housing (social housing - rent-geared to income)	%	15.1	16.9	14.6
	Affordable subsidized housing (partially subsidized)	%	11.0	6.2	12.3
	Market rate housing (not subsidized)	%	3.8	4.6	3.6
	Home ownership programs	%	19.2	27.7	17.0
	Indigenous-specific housing incentives/initiatives such as mortgage applications or other returns on investment	%	23.9	15.4	26.1
	Help with repairs & upgrades	%	0.3	0.0	0.4
	More housing/land for housing	%	0.3	1.5	0.0
	Housing programs specific to aging in place	%	0.3	0.0	0.4
	Unsure	%	2.5	6.2	1.6

Nanos hosted an open link online survey promoted by NWAC. Three hundred and twenty six Indigenous Women, Two-Spirit, Transgender and Gender-Diverse individuals, 17 years of age and over, from March 2nd to March 21st, 2023 shared their views.



2023-23339 – Native Women's Association of Canada– NWAC Housing – STAT SHEET – By living on-reserve or off-reserve

Please rank the top three from the following in terms of the most useful for addressing your community's housing needs, where 1 is the most useful, 2 is the second most useful, and so on. [RANDOMIZE]

		Do you currently live on a reserve?			
		Canada 2023-03	I live on a reserve	I do not live on a reserve	
Question 8 - Rank 2	Total	Total N	309	63	246
	Emergency shelters	%	4.9	3.2	5.3
	Transitional housing (short-term - fully subsidized, social supports onsite)	%	10.0	11.1	9.8
	Supportive housing (long-term - fully subsidized, social supports onsite)	%	15.5	15.9	15.4
	Community housing (social housing - rent-geared to income)	%	18.8	15.9	19.5
	Affordable subsidized housing (partially subsidized)	%	9.4	9.5	9.3
	Market rate housing (not subsidized)	%	4.9	1.6	5.7
	Home ownership programs	%	14.2	14.3	14.2
	Indigenous-specific housing incentives/initiatives such as mortgage applications or other returns on investment	%	21.4	27.0	19.9
	Teach basic life skills in schools.	%	0.3	0.0	0.4
	Unsure	%	0.6	1.6	0.4

Nanos hosted an open link online survey promoted by NWAC. Three hundred and twenty six Indigenous Women, Two-Spirit, Transgender and Gender-Diverse individuals, 17 years of age and over, from March 2nd to March 21st, 2023 shared their views.



2023-23339 – Native Women's Association of Canada– NWAC Housing – STAT SHEET – By living on-reserve or off-reserve

Please rank the top three from the following in terms of the most useful for addressing your community's housing needs, where 1 is the most useful, 2 is the second most useful, and so on. [RANDOMIZE]

		Do you currently live on a reserve?			
		Canada 2023-03	I live on a reserve	I do not live on a reserve	
Question 8 - Rank 3	Total	Total N	297	59	238
	Emergency shelters	%	5.7	6.8	5.5
	Transitional housing (short-term - fully subsidized, social supports onsite)	%	6.7	5.1	7.1
	Supportive housing (long-term - fully subsidized, social supports onsite)	%	14.8	15.3	14.7
	Community housing (social housing - rent-geared to income)	%	16.2	11.9	17.2
	Affordable subsidized housing (partially subsidized)	%	21.9	25.4	21.0
	Market rate housing (not subsidized)	%	5.4	3.4	5.9
	Home ownership programs	%	15.8	15.3	16.0
	Indigenous-specific housing incentives/initiatives such as mortgage applications or other returns on investment	%	9.8	10.2	9.7
	More housing/land for housing	%	0.3	0.0	0.4
	Safe living	%	0.3	1.7	0.0
	Unsure	%	3.0	5.1	2.5

Nanos hosted an open link online survey promoted by NWAC. Three hundred and twenty six Indigenous Women, Two-Spirit, Transgender and Gender-Diverse individuals, 17 years of age and over, from March 2nd to March 21st, 2023 shared their views.



2023-23339 – Native Women's Association of Canada– NWAC Housing – STAT SHEET – By living on-reserve or off-reserve

Please rank the top three in importance of the following places and services being accessible when choosing a home, where 1 is most important, 2 is the second most important, and so on. [RANDOMIZE]

		Do you currently live on a reserve?			
			Canada 2023-03	I live on a reserve	I do not live on a reserve
Question 9 - Rank 1	Total	Total N	323	67	256
	Recreational facilities (Parks, green spaces)	%	10.2	10.4	10.2
	Medical services	%	24.8	28.4	23.8
	Educational centers (Schools)	%	25.1	16.4	27.3
	Childcare services	%	8.4	10.4	7.8
	Major or minor roads	%	9.0	11.9	8.2
	Public or free transit	%	13.9	11.9	14.5
	2SLGBTQQJA+ communities and/or adjacent friendly areas	%	5.0	7.5	4.3
	Other	%	2.8	3.0	2.7
	Unsure	%	0.9	0.0	1.2

Nanos hosted an open link online survey promoted by NWAC. Three hundred and twenty six Indigenous Women, Two-Spirit, Transgender and Gender-Diverse individuals, 17 years of age and over, from March 2nd to March 21st, 2023 shared their views.



2023-23339 – Native Women's Association of Canada– NWAC Housing – STAT SHEET – By living on-reserve or off-reserve

Please rank the top three in importance of the following places and services being accessible when choosing a home, where 1 is most important, 2 is the second most important, and so on. [RANDOMIZE]

		Do you currently live on a reserve?				
			Canada 2023-03	I live on a reserve	I do not live on a reserve	
Question 9	Rank 2	Total	Total N	314	65	249
		Recreational facilities (Parks, green spaces)	%	25.8	15.4	28.5
		Medical services	%	21.3	20.0	21.7
		Educational centers (Schools)	%	13.7	15.4	13.3
		Childcare services	%	11.5	18.5	9.6
		Major or minor roads	%	9.2	13.8	8.0
		Public or free transit	%	13.4	9.2	14.5
		2SLGBTQQA+ communities and/or adjacent friendly areas	%	3.5	6.2	2.8
		Other	%	1.3	1.5	1.2
		Unsure	%	0.3	0.0	0.4

Nanos hosted an open link online survey promoted by NWAC. Three hundred and twenty six Indigenous Women, Two-Spirit, Transgender and Gender-Diverse individuals, 17 years of age and over, from March 2nd to March 21st, 2023 shared their views.



2023-23339 – Native Women's Association of Canada– NWAC Housing – STAT SHEET – By living on-reserve or off-reserve

Please rank the top three in importance of the following places and services being accessible when choosing a home, where 1 is most important, 2 is the second most important, and so on. [RANDOMIZE]

		Do you currently live on a reserve?			
		Canada 2023-03	I live on a reserve	I do not live on a reserve	
Question 9 - Rank 3	Total	Total N	301	59	242
	Recreational facilities (Parks, green spaces)	%	24.6	18.6	26.0
	Medical services	%	13.0	11.9	13.2
	Educational centers (Schools)	%	14.6	20.3	13.2
	Childcare services	%	11.3	11.9	11.2
	Major or minor roads	%	12.6	18.6	11.2
	Public or free transit	%	13.3	8.5	14.5
	2SLGBTQQIA+ communities and/or adjacent friendly areas	%	5.6	5.1	5.8
	Other	%	3.7	1.7	4.1
	Unsure	%	1.3	3.4	0.8

Nanos hosted an open link online survey promoted by NWAC. Three hundred and twenty six Indigenous Women, Two-Spirit, Transgender and Gender-Diverse individuals, 17 years of age and over, from March 2nd to March 21st, 2023 shared their views.



2023-23339 – Native Women's Association of Canada– NWAC Housing – STAT SHEET – By living on-reserve or off-reserve

		Do you currently live on a reserve?			
		Canada 2023-03	I live on a reserve	I do not live on a reserve	
Question 10 - What 2SLGBTQQIA+ specific resources and programs, if any, exist in your community? [OPEN]	Total	Total N	244	52	192
	None/not much/ not aware of any	%	32.8	48.1	28.6
	Local pride groups/events (Unspecified)	%	5.3	3.8	5.7
	2 Spirited People Of The 1st Nations	%	1.2	0.0	1.6
	Community centers/local resources/youth centers/programs (Unspecified)	%	14.8	19.2	13.5
	ENABG	%	0.8	0.0	1.0
	Shield program	%	0.8	0.0	1.0
	Quadrangle	%	0.4	0.0	0.5
	Outloud	%	0.8	0.0	1.0
	Native Women's association of Canada/Toronto	%	0.4	0.0	0.5
	Saga group	%	0.4	0.0	0.5
	OUT Saskatoon	%	0.8	0.0	1.0
	UR Pride	%	0.4	0.0	0.5
	Sunshine House	%	0.8	0.0	1.0
	The Rainbow Mosaic Network	%	0.4	0.0	0.5
	Wabanaki 2Spirit Alliance	%	0.4	0.0	0.5
	Friendship centre	%	0.8	0.0	1.0
	Native council	%	0.4	0.0	0.5
	Northern Mosaic	%	0.4	0.0	0.5
	Foundry	%	0.8	0.0	1.0
	Lower Fraser Valley Aboriginal Society	%	0.4	0.0	0.5
	Saskatoon Sexual Health	%	0.4	0.0	0.5
	Queer Yukon Society	%	0.4	0.0	0.5
	Kamloops Pride	%	0.4	0.0	0.5
	Muskoka Pride	%	0.4	0.0	0.5
	Aboriginal Peoples Alliance Northern Ontario	%	0.4	0.0	0.5
	MSVU Pride Centre	%	0.4	0.0	0.5
	Many/several (unspecified)	%	2.9	0.0	3.6
	Mi'kmaw Friendship Centre	%	0.4	0.0	0.5

Nanos hosted an open link online survey promoted by NWAC. Three hundred and twenty six Indigenous Women, Two-Spirit, Transgender and Gender-Diverse individuals, 17 years of age and over, from March 2nd to March 21st, 2023 shared their views.



2023-23339 – Native Women's Association of Canada– NWAC Housing – STAT SHEET – By living on-reserve or off-reserve

		Do you currently live on a reserve?		
		Canada 2023-03	I live on a reserve	I do not live on a reserve
Status of Women	%	0.4	0.0	0.5
PARN	%	0.4	0.0	0.5
HIV North	%	0.4	0.0	0.5
Dawn Indigenous Friendship Centre	%	0.4	0.0	0.5
Myths and Mirrors	%	0.4	0.0	0.5
Georgian Bay Native Friendship Centre	%	0.4	0.0	0.5
Waypoint	%	0.4	0.0	0.5
Timmins Pride	%	0.4	0.0	0.5
The Q	%	0.4	0.0	0.5
Unsure	%	34.0	28.8	35.4

*Values are based on the proportion a response represents of all responses (columns exceed 100%)

**Multifrequency tab based on multiple responses



2023-23339 – Native Women's Association of Canada– NWAC Housing – STAT SHEET – By living on-reserve or off-reserve

		Do you currently live on a reserve?			
		Canada 2023-03	I live on a reserve	I do not live on a reserve	
Question 11 - Is your community able or not able to work together with nearby communities (within 50km-100km) to meet each other's basic needs (food, shelter, supplies, etc.)?	Total	Total N	323	67	256
	Able	%	41.5	46.3	40.2
	Not able	%	14.6	14.9	14.5
	Unsure	%	44.0	38.8	45.3

		Do you currently live on a reserve?			
		Canada 2023-03	I live on a reserve	I do not live on a reserve	
Question 12 - On a scale of 0 to 10, where 0 is not important, and 10 is very important, how important is it for your community to work with nearby communities (within 50km-100km) to meet each other's basic needs (food, shelter, supplies, etc.)?	Total	Total N	323	67	256
		Mean	8.6	8.4	8.6
		Median	10.0	10.0	10.0
	Not important (0)	%	2.5	0.0	3.1
	1	%	1.2	1.5	1.2
	2	%	0.6	0.0	0.8
	3	%	0.6	1.5	0.4
	4	%	0.6	1.5	0.4
	5	%	4.6	10.4	3.1
	6	%	3.1	3.0	3.1
	7	%	7.4	11.9	6.3
	8	%	9.9	6.0	10.9
	9	%	6.2	0.0	7.8
Very important (10)	%	54.8	55.2	54.7	
Unsure	%	8.4	9.0	8.2	

Nanos hosted an open link online survey promoted by NWAC. Three hundred and twenty six Indigenous Women, Two-Spirit, Transgender and Gender-Diverse individuals, 17 years of age and over, from March 2nd to March 21st, 2023 shared their views.



2023-23339 – Native Women's Association of Canada– NWAC Housing – STAT SHEET – By living on-reserve or off-reserve

		Do you currently live on a reserve?			
		Canada 2023-03	I live on a reserve	I do not live on a reserve	
Question 13 - Do you feel that your identity (i.e. cultural or gender identity) has had a positive, somewhat positive, somewhat negative, negative or no impact on your ability to access housing that meets your needs?	Total	Total N	323	67	256
	Positive	%	9.0	10.4	8.6
	Somewhat positive	%	14.2	14.9	14.1
	Somewhat negative	%	23.2	22.4	23.4
	Negative	%	17.6	19.4	17.2
	No impact	%	21.4	17.9	22.3
	Unsure	%	14.6	14.9	14.5

Nanos hosted an open link online survey promoted by NWAC. Three hundred and twenty six Indigenous Women, Two-Spirit, Transgender and Gender-Diverse individuals, 17 years of age and over, from March 2nd to March 21st, 2023 shared their views.



2023-23339 – Native Women's Association of Canada– NWAC Housing – STAT SHEET – By living on-reserve or off-reserve

		Do you currently live on a reserve?			
		Canada 2023-03	I live on a reserve	I do not live on a reserve	
Question 14 - What could be changed to create housing that meets your distinct cultural and/ or gender needs? [OPEN]	Total	Total N	206	44	162
	Funding/Affordability	%	15.0	15.9	14.8
	Understanding of our needs/lifestyle or cultural training	%	8.3	2.3	9.9
	Indigenous ownership/native specific housing/amenities made for Indigenous needs	%	21.8	11.4	24.7
	None/nothing	%	2.4	4.5	1.9
	More on-reserve housing/more access of land to build on	%	3.4	6.8	2.5
	Elimination of bias or discrimination	%	11.2	6.8	12.3
	More housing overall/increased availability	%	8.7	9.1	8.6
	Special mortgages or funding programs for first time buyers, single moms, elders, etc.	%	15.0	15.9	14.8
	Safety/safe environment	%	2.4	2.3	2.5
	Better employment opportunities	%	2.9	0.0	3.7
	Quality homes/good locations	%	2.4	2.3	2.5
	Other	%	5.3	13.6	3.1
	Unsure	%	10.7	11.4	10.5

*Values are based on the proportion a response represents of all responses (columns exceed 100%)

**Multifrequency tab based on multiple responses

Nanos hosted an open link online survey promoted by NWAC. Three hundred and twenty six Indigenous Women, Two-Spirit, Transgender and Gender-Diverse individuals, 17 years of age and over, from March 2nd to March 21st, 2023 shared their views.



2023-23339 – Native Women's Association of Canada– NWAC Housing – STAT SHEET – By living on-reserve or off-reserve

		Do you currently live on a reserve?			
		Canada 2023-03	I live on a reserve	I do not live on a reserve	
Question 14 - What could be changed to create housing that meets your distinct cultural and/ or gender needs? [OPEN]	Total	Total N	226	45	181
	Funding/Affordability	%	13.7	15.6	13.3
	Understanding of our needs/lifestyle or cultural training	%	7.5	2.2	8.8
	Indigenous ownership/native specific housing/amenities made for Indigenous needs	%	19.9	11.1	22.1
	None/nothing	%	2.2	4.4	1.7
	More on-reserve housing/more access of land to build on	%	3.1	6.7	2.2
	Elimination of bias or discrimination	%	10.2	6.7	11.0
	More housing overall/increased availability	%	8.0	8.9	7.7
	Special mortgages or funding programs for first time buyers, single moms, elders, etc.	%	13.7	15.6	13.3
	Safety/safe environment	%	2.2	2.2	2.2
	Better employment opportunities	%	2.7	0.0	3.3
	Quality homes/good locations	%	2.2	2.2	2.2
	Other	%	4.9	13.3	2.8
	Unsure	%	9.7	11.1	9.4

*Values are based on the proportion a response represents of all responses (columns add up to 100%)

**Multifrequency tab based on multiple responses

Nanos hosted an open link online survey promoted by NWAC. Three hundred and twenty six Indigenous Women, Two-Spirit, Transgender and Gender-Diverse individuals, 17 years of age and over, from March 2nd to March 21st, 2023 shared their views.



2023-23339 – Native Women's Association of Canada– NWAC Housing – STAT SHEET – By living on-reserve or off-reserve

		Do you currently live on a reserve?			
		Canada 2023-03	I live on a reserve	I do not live on a reserve	
Question 15 - [OPEN] [UP TO 3 MENTIONS] What housing configurations or features would help you meet your cultural or gender-based housing needs?	Total	Total N	227	49	178
	Access to greenspace/ learning about greenspaces	%	12.3	6.1	14.0
	Smudging space	%	3.5	2.0	3.9
	Affordable housing and building supplies/low income options	%	16.3	8.2	18.5
	Safety/security systems	%	12.3	14.3	11.8
	Housing programs/subsidy/plans/financial support	%	16.7	12.2	18.0
	Housing aid off reserve	%	4.4	2.0	5.1
	Available and accessible transit/traffic issues	%	3.1	2.0	3.4
	Transitional housing	%	0.9	2.0	0.6
	Gender neutral/ inclusive	%	2.6	2.0	2.8
	Close to amenities/access to amenities (groceries, childcare, healthcare, centres)	%	14.5	8.2	16.3
	Space/private space	%	7.5	4.1	8.4
	Indigenous community based	%	9.3	10.2	9.0
	Areas for ceremonies, workshops and cultural practices	%	5.3	0.0	6.7
	Close to family	%	1.8	2.0	1.7
	Multi-family/multi-generation/co-owned units/co-op units	%	4.4	2.0	5.1
	Senior support/elder homes/supportive living	%	4.0	4.1	3.9
	Energy efficient/natural lighting from windows/environmentally friendly	%	3.1	2.0	3.4
	Student housing	%	0.4	0.0	0.6
	Parking	%	0.9	0.0	1.1
	Other	%	3.5	4.1	3.4
	Wheelchair/scooter accessible	%	4.0	12.2	1.7
	Renovations allowed/upgade/help with repairs/no needed repairs	%	4.0	8.2	2.8
	Creative/art space	%	1.3	2.0	1.1
	Smoke traditional meals/smokehouse	%	1.3	0.0	1.7
	Family unit and support	%	11.0	12.2	10.7

Nanos hosted an open link online survey promoted by NWAC. Three hundred and twenty six Indigenous Women, Two-Spirit, Transgender and Gender-Diverse individuals, 17 years of age and over, from March 2nd to March 21st, 2023 shared their views.



2023-23339 – Native Women's Association of Canada– NWAC Housing – STAT SHEET – By living on-reserve or off-reserve

		Do you currently live on a reserve?		
		Canada 2023-03	I live on a reserve	I do not live on a reserve
Single person unit/ no kids unit	%	4.0	8.2	2.8
Snow clearing and landscaping services	%	0.9	2.0	0.6
None/nothing	%	1.8	6.1	0.6
Large kitchen space	%	1.3	0.0	1.7
More consideration and respect/culturally appropriate/representation	%	4.4	4.1	4.5
Educated support staff	%	8.4	8.2	8.4
Easier application process/ less requirements	%	1.8	0.0	2.2
Indigenous owned	%	1.3	0.0	1.7
Access to basic resources/appliances	%	5.7	8.2	5.1
Land property/access	%	1.3	2.0	1.1
Storage	%	1.8	2.0	1.7
Availability	%	2.6	2.0	2.8
Rent to own	%	2.2	0.0	2.8
Home ownership	%	1.8	0.0	2.2
Female service providers	%	0.4	0.0	0.6
More bedrooms and washrooms	%	5.3	10.2	3.9
Accept other forms of income for mortgage	%	0.4	0.0	0.6
Quiet and comfortable environment	%	0.9	0.0	1.1
Translation services/interpreter for meetings	%	0.9	0.0	1.1
Membership help	%	0.4	0.0	0.6
Independent landlords	%	0.4	0.0	0.6
2Spirit support/ 2SLGBTQIA programs	%	0.9	0.0	1.1
Culturally focused policies	%	0.9	4.1	0.0
Labour availability	%	0.4	0.0	0.6
Pet friendly	%	0.4	0.0	0.6
Allowed visitors	%	0.4	0.0	0.6
Unsure	%	7.5	10.2	6.7
No answer	%	0.4	0.0	0.6

*Values are based on the proportion a response represents of all responses (columns exceed 100%)

**Multifrequency tab based on multiple responses

Nanos hosted an open link online survey promoted by NWAC. Three hundred and twenty six Indigenous Women, Two-Spirit, Transgender and Gender-Diverse individuals, 17 years of age and over, from March 2nd to March 21st, 2023 shared their views.



2023-23339 – Native Women's Association of Canada– NWAC Housing – STAT SHEET – By living on-reserve or off-reserve

		Do you currently live on a reserve?			
		Canada 2023-03	I live on a reserve	I do not live on a reserve	
Question 15 - [OPEN] [UP TO 3 MENTIONS] What housing configurations or features would help you meet your cultural or gender-based housing needs?	Total	Total N	471	93	378
	Access to greenspace/ learning about greenspaces	%	5.9	3.2	6.6
	Smudging space	%	1.7	1.1	1.9
	Affordable housing and building supplies/low income options	%	7.9	4.3	8.7
	Safety/security systems	%	5.9	7.5	5.6
	Housing programs/subsidy/plans/financial support	%	8.1	6.5	8.5
	Housing aid off reserve	%	2.1	1.1	2.4
	Available and accessible transit/traffic issues	%	1.5	1.1	1.6
	Transitional housing	%	0.4	1.1	0.3
	Gender neutral/ inclusive	%	1.3	1.1	1.3
	Close to amenities/access to amenities (groceries, childcare, healthcare, centres)	%	7.0	4.3	7.7
	Space/private space	%	3.6	2.2	4.0
	Indigenous community based	%	4.5	5.4	4.2
	Areas for ceremonies, workshops and cultural practices	%	2.5	0.0	3.2
	Close to family	%	0.8	1.1	0.8
	Multi-family/multi-generation/co-owned units/co-op units	%	2.1	1.1	2.4
	Senior support/elder homes/supportive living	%	1.9	2.2	1.9
	Energy efficient/natural lighting from windows/environmentally friendly	%	1.5	1.1	1.6
	Student housing	%	0.2	0.0	0.3
	Parking	%	0.4	0.0	0.5
	Other	%	1.7	2.2	1.6
	Wheelchair/scooter accessible	%	1.9	6.5	0.8
	Renovations allowed/upgade/help with repairs/no needed repairs	%	1.9	4.3	1.3
	Creative/art space	%	0.6	1.1	0.5
	Smoke traditional meals/smokehouse	%	0.6	0.0	0.8
	Family unit and support	%	5.3	6.5	5.0

Nanos hosted an open link online survey promoted by NWAC. Three hundred and twenty six Indigenous Women, Two-Spirit, Transgender and Gender-Diverse individuals, 17 years of age and over, from March 2nd to March 21st, 2023 shared their views.



2023-23339 – Native Women's Association of Canada– NWAC Housing – STAT SHEET – By living on-reserve or off-reserve

Single person unit/ no kids unit	%	1.9	4.3	1.3
Snow clearing and landscaping services	%	0.4	1.1	0.3
None/nothing	%	0.8	3.2	0.3
Large kitchen space	%	0.6	0.0	0.8
More consideration and respect/culturally appropriate/representation	%	2.1	2.2	2.1
Educated support staff	%	4.0	4.3	4.0
Easier application process/ less requirements	%	0.8	0.0	1.1
Indigenous owned	%	0.6	0.0	0.8
Access to basic resources/appliances	%	2.8	4.3	2.4
Land property/access	%	0.6	1.1	0.5
Storage	%	0.8	1.1	0.8
Availability	%	1.3	1.1	1.3
Rent to own	%	1.1	0.0	1.3
Home ownership	%	0.8	0.0	1.1
Female service providers	%	0.2	0.0	0.3
More bedrooms and washrooms	%	2.5	5.4	1.9
Accept other forms of income for mortgage	%	0.2	0.0	0.3
Quiet and comfortable environment	%	0.4	0.0	0.5
Translation services/interpreter for meetings	%	0.4	0.0	0.5
Membership help	%	0.2	0.0	0.3
Independent landlords	%	0.2	0.0	0.3
2Spirit support/ 2SLGBTQIA programs	%	0.4	0.0	0.5
Culturally focused policies	%	0.4	2.2	0.0
Labour availability	%	0.2	0.0	0.3
Pet friendly	%	0.2	0.0	0.3
Allowed visitors	%	0.2	0.0	0.3
Unsure	%	3.6	5.4	3.2
No answer	%	0.2	0.0	0.3

*Values are based on the proportion a response represents of all responses (columns add up to 100%)

**Multifrequency tab based on multiple responses

Nanos hosted an open link online survey promoted by NWAC. Three hundred and twenty six Indigenous Women, Two-Spirit, Transgender and Gender-Diverse individuals, 17 years of age and over, from March 2nd to March 21st, 2023 shared their views.

www.nanos.co



2023-23339 – Native Women's Association of Canada– NWAC Housing – STAT SHEET – By living on-reserve or off-reserve

Have you heard or have you not heard of the following: [RANDOMIZE]

		Do you currently live on a reserve?			
		Canada 2023-03	I live on a reserve	I do not live on a reserve	
Question 16 - First Nations On-Reserve Housing Program	Total	Total N	323	67	256
	Heard	%	38.1	53.7	34.0
	Not Heard	%	54.8	37.3	59.4
	Unsure	%	7.1	9.0	6.6

Have you heard or have you not heard of the following: [RANDOMIZE]

		Do you currently live on a reserve?			
		Canada 2023-03	I live on a reserve	I do not live on a reserve	
Question 17 - The On-Reserve Non-Profit Housing Program (Section 95) Have you heard or have you not heard of the following:	Total	Total N	323	67	256
	Heard	%	14.2	26.9	10.9
	Not Heard	%	79.3	67.2	82.4
	Unsure	%	6.5	6.0	6.6

Nanos hosted an open link online survey promoted by NWAC. Three hundred and twenty six Indigenous Women, Two-Spirit, Transgender and Gender-Diverse individuals, 17 years of age and over, from March 2nd to March 21st, 2023 shared their views.



2023-23339 – Native Women's Association of Canada– NWAC Housing – STAT SHEET – By living on-reserve or off-reserve

Have you heard or have you not heard of the following: [RANDOMIZE]

		Do you currently live on a reserve?			
		Canada 2023-03	I live on a reserve	I do not live on a reserve	
Question 18 - The Residential Rehabilitation Assistance Program (RRAP)	Total	Total N	323	67	256
	Heard	%	21.1	43.3	15.2
	Not Heard	%	75.2	55.2	80.5
	Unsure	%	3.7	1.5	4.3

		Do you currently live on a reserve?			
		Canada 2023-03	I live on a reserve	I do not live on a reserve	
Question 19 - Do you think your community should have a large role, a somewhat large role, a somewhat small role, a small role, or no role in informing housing policy?	Total	Total N	323	67	256
	Large role	%	45.5	55.2	43.0
	Somewhat large role	%	39.0	29.9	41.4
	Somewhat small role	%	4.3	4.5	4.3
	Small role	%	2.8	4.5	2.3
	No role	%	2.8	3.0	2.7
	Unsure	%	5.6	3.0	6.3

Nanos hosted an open link online survey promoted by NWAC. Three hundred and twenty six Indigenous Women, Two-Spirit, Transgender and Gender-Diverse individuals, 17 years of age and over, from March 2nd to March 21st, 2023 shared their views.



2023-23339 – Native Women's Association of Canada– NWAC Housing – STAT SHEET – By living on-reserve or off-reserve

		Do you currently live on a reserve?			
		Canada 2023-03	I live on a reserve	I do not live on a reserve	
Question 20 - Prior to today, had you heard or not heard of the Urban, Rural and Northern Housing Strategy?	Total	Total N	323	67	256
	Heard	%	13.3	16.4	12.5
	Not Heard	%	79.6	79.1	79.7
	Unsure	%	7.1	4.5	7.8

Nanos hosted an open link online survey promoted by NWAC. Three hundred and twenty six Indigenous Women, Two-Spirit, Transgender and Gender-Diverse individuals, 17 years of age and over, from March 2nd to March 21st, 2023 shared their views.



2023-23339 – Native Women's Association of Canada– NWAC Housing – STAT SHEET – By living on-reserve or off-reserve

		Do you currently live on a reserve?			
		Canada 2023-03	I live on a reserve	I do not live on a reserve	
Question 21 - What should be the top priorities that are considered when developing a housing strategy for Urban, Rural and Northern Indigenous communities? [OPEN]	Total	Total N			
			282	57	225
	Safety	%	11.0	14.0	10.2
	Location / proximity to essentials	%	20.6	21.1	20.4
	Affordability	%	31.2	31.6	31.1
	Supporting the community/those in need	%	12.4	10.5	12.9
	Clean Water	%	5.3	5.3	5.3
	Sustainability/environmental awareness	%	3.2	5.3	2.7
	Homelessness / shelters / Transitional Housing	%	6.7	7.0	6.7
	More public information	%	3.5	1.8	4.0
	Listening to indigenous voices	%	9.9	7.0	10.7
	Accesibility	%	11.0	5.3	12.4
	Cater to individual needs	%	6.0	15.8	3.6
	Help those outside of land claim areas/off reserve/in urban areas	%	6.7	3.5	7.6
	Improve housing / More housing	%	13.8	8.8	15.1
	Job opportunities nearby	%	1.4	0.0	1.8
	Home ownership programs	%	5.3	8.8	4.4
	Helping families/large families/multi-generational homes	%	9.2	12.3	8.4
	Promoting indigenous culture	%	6.7	5.3	7.1
	Other	%	0.7	1.8	0.4
	Unsure	%	2.1	1.8	2.2

*Values are based on the proportion a response represents of all responses (columns exceed 100%)

**Multifrequency tab based on multiple responses

Nanos hosted an open link online survey promoted by NWAC. Three hundred and twenty six Indigenous Women, Two-Spirit, Transgender and Gender-Diverse individuals, 17 years of age and over, from March 2nd to March 21st, 2023 shared their views.



2023-23339 – Native Women's Association of Canada– NWAC Housing – STAT SHEET – By living on-reserve or off-reserve

		Do you currently live on a reserve?			
		Canada 2023-03	I live on a reserve	I do not live on a reserve	
Question 21 - What should be the top priorities that are considered when developing a housing strategy for Urban, Rural and Northern Indigenous communities? [OPEN]	Total	Total N			
			471	95	376
	Safety	%	6.6	8.4	6.1
	Location / proximity to essentials	%	12.3	12.6	12.2
	Affordability	%	18.7	18.9	18.6
	Supporting the community/those in need	%	7.4	6.3	7.7
	Clean Water	%	3.2	3.2	3.2
	Sustainability/environmental awareness	%	1.9	3.2	1.6
	Homelessness / shelters / Transitional Housing	%	4.0	4.2	4.0
	More public information	%	2.1	1.1	2.4
	Listening to indigenous voices	%	5.9	4.2	6.4
	Accesibility	%	6.6	3.2	7.4
	Cater to individual needs	%	3.6	9.5	2.1
	Help those outside of land claim areas/off reserve/in urban areas	%	4.0	2.1	4.5
	Improve housing / More housing	%	8.3	5.3	9.0
	Job opportunities nearby	%	0.8	0.0	1.1
	Home ownership programs	%	3.2	5.3	2.7
	Helping families/large families/multi-generational homes	%	5.5	7.4	5.1
	Promoting indigenous culture	%	4.0	3.2	4.3
	Other	%	0.4	1.1	0.3
	Unsure	%	1.3	1.1	1.3

*Values are based on the proportion a response represents of all responses (columns add up to 100%)

**Multifrequency tab based on multiple responses

Nanos hosted an open link online survey promoted by NWAC. Three hundred and twenty six Indigenous Women, Two-Spirit, Transgender and Gender-Diverse individuals, 17 years of age and over, from March 2nd to March 21st, 2023 shared their views.



2023-23339 – Native Women's Association of Canada– NWAC Housing – STAT SHEET – By living on-reserve or off-reserve

		Do you currently live on a reserve?			
		Canada 2023-03	I live on a reserve	I do not live on a reserve	
Question 22 - How can other stakeholders, such as developers, policy makers and regulators, best work with Indigenous communities to develop solutions for culturally appropriate, accessible, affordable, sustainable housing in Urban, Rural and Northern Indigenous communities? [OPEN]	Total	Total N	254	51	203
	Ask and listen to them/community engagement	%	54.3	45.1	56.7
	Work with Indigenous people/take action	%	9.8	9.8	9.9
	More funding/give back to the community/programs for more access to housing	%	9.1	9.8	8.9
	Being welcoming/inclusive	%	3.1	3.9	3.0
	Create more/better housing spaces	%	9.8	11.8	9.4
	Tailor strategies for each area/understand different needs	%	7.9	5.9	8.4
	Environmentally responsible	%	1.2	2.0	1.0
	Access to services (schools, hospital, etc.)	%	2.0	0.0	2.5
	Other	%	5.1	5.9	4.9
	Unsure	%	5.1	5.9	4.9
	No answer	%	0.8	3.9	0.0

*Values are based on the proportion a response represents of all responses (columns exceed 100%)

**Multifrequency tab based on multiple responses

Nanos hosted an open link online survey promoted by NWAC. Three hundred and twenty six Indigenous Women, Two-Spirit, Transgender and Gender-Diverse individuals, 17 years of age and over, from March 2nd to March 21st, 2023 shared their views.



2023-23339 – Native Women's Association of Canada– NWAC Housing – STAT SHEET – By living on-reserve or off-reserve

		Do you currently live on a reserve?			
		Canada 2023-03	I live on a reserve	I do not live on a reserve	
Question 22 - How can other stakeholders, such as developers, policy makers and regulators, best work with Indigenous communities to develop solutions for culturally appropriate, accessible, affordable, sustainable housing in Urban, Rural and Northern Indigenous communities? [OPEN]	Total	Total N	275	53	222
	Ask and listen to them/community engagement	%	50.2	43.4	51.8
	Work with Indigenous people/take action	%	9.1	9.4	9.0
	More funding/give back to the community/programs for more access to housing	%	8.4	9.4	8.1
	Being welcoming/inclusive	%	2.9	3.8	2.7
	Create more/better housing spaces	%	9.1	11.3	8.6
	Tailor strategies for each area/understand different needs	%	7.3	5.7	7.7
	Environmentally responsible	%	1.1	1.9	0.9
	Access to services (schools, hospital, etc.)	%	1.8	0.0	2.3
	Other	%	4.7	5.7	4.5
	Unsure	%	4.7	5.7	4.5
	No answer	%	0.7	3.8	0.0

*Values are based on the proportion a response represents of all responses (columns add up to 100%)

**Multifrequency tab based on multiple responses

Nanos hosted an open link online survey promoted by NWAC. Three hundred and twenty six Indigenous Women, Two-Spirit, Transgender and Gender-Diverse individuals, 17 years of age and over, from March 2nd to March 21st, 2023 shared their views.



2023-23339 – Native Women's Association of Canada– NWAC Housing – STAT SHEET – By living on-reserve or off-reserve

		Do you currently live on a reserve?			
		Canada 2023-03	I live on a reserve	I do not live on a reserve	
Question 23 - What organizations or groups should be involved in developing solutions for culturally appropriate, accessible, affordable, sustainable housing in Urban, Rural and Northern Indigenous communities? [OPEN]	Total	Total N			
			251	54	197
	The provincial government	%	4.8	7.4	4.1
	The municipal government	%	4.8	0.0	6.1
	Band councils/ Elders	%	25.1	25.9	24.9
	Non-profits	%	5.6	3.7	6.1
	The local communiy/ Indigenous people in those communities	%	22.7	16.7	24.4
	Devolppers/contractors	%	2.0	5.6	1.0
	Federal government	%	3.6	5.6	3.0
	Indigenous groups (unspecified)	%	17.1	16.7	17.3
	Government (unspecified)	%	4.0	3.7	4.1
	NWAC	%	4.4	3.7	4.6
	Friendship Centres	%	13.5	5.6	15.7
	Indigenous housing organizations (i.e. Aboriginal Housing Society (AHS))	%	8.8	3.7	10.2
	Financial institutions (i.e. banks)	%	1.2	0.0	1.5
	Everyone	%	8.4	5.6	9.1
	Women's groups	%	1.6	0.0	2.0
	Social workers/ health organizations	%	6.4	7.4	6.1
	Organizations that focus on urban Indigenous communities/housing/needs	%	2.0	5.6	1.0
	Youth/family groups	%	2.4	5.6	1.5
	Other	%	4.8	5.6	4.6
	Unsure	%	8.0	16.7	5.6

*Values are based on the proportion a response represents of all responses (columns exceed 100%)

**Multifrequency tab based on multiple responses

Nanos hosted an open link online survey promoted by NWAC. Three hundred and twenty six Indigenous Women, Two-Spirit, Transgender and Gender-Diverse individuals, 17 years of age and over, from March 2nd to March 21st, 2023 shared their views.



2023-23339 – Native Women's Association of Canada– NWAC Housing – STAT SHEET – By living on-reserve or off-reserve

		Do you currently live on a reserve?			
		Canada 2023-03	I live on a reserve	I do not live on a reserve	
Question 23 - What organizations or groups should be involved in developing solutions for culturally appropriate, accessible, affordable, sustainable housing in Urban, Rural and Northern Indigenous communities? [OPEN]	Total	Total N	379	78	301
	The provincial government	%	3.2	5.1	2.7
	The municipal government	%	3.2	0.0	4.0
	Band councils/ Elders	%	16.6	17.9	16.3
	Non-profits	%	3.7	2.6	4.0
	The local communiy/ Indigenous people in those communities	%	15.0	11.5	15.9
	Devolppers/contractors	%	1.3	3.8	0.7
	Federal government	%	2.4	3.8	2.0
	Indigenous groups (unspecified)	%	11.3	11.5	11.3
	Government (unspecified)	%	2.6	2.6	2.7
	NWAC	%	2.9	2.6	3.0
	Friendship Centres	%	9.0	3.8	10.3
	Indigenous housing organizations (i.e. Aboriginal Housing Society (AHS))	%	5.8	2.6	6.6
	Financial institutions (i.e. banks)	%	0.8	0.0	1.0
	Everyone	%	5.5	3.8	6.0
	Women's groups	%	1.1	0.0	1.3
	Social workers/ health organizations	%	4.2	5.1	4.0
	Organizations that focus on urban Indigenous communities/housing/needs	%	1.3	3.8	0.7
	Youth/family groups	%	1.6	3.8	1.0
	Other	%	3.2	3.8	3.0
	Unsure	%	5.3	11.5	3.7

*Values are based on the proportion a response represents of all responses (columns add up to 100%)

**Multifrequency tab based on multiple responses

Nanos hosted an open link online survey promoted by NWAC. Three hundred and twenty six Indigenous Women, Two-Spirit, Transgender and Gender-Diverse individuals, 17 years of age and over, from March 2nd to March 21st, 2023 shared their views.



2023-23339 – Native Women's Association of Canada– NWAC Housing – STAT SHEET – By Community Size

			What is the size of the community in which you live?					
			Canada 2023-03	Rural area, with a population of up to and including 999	Small population centre, with a population of between 1,000 and 29,999	Medium population centre, with a population of between 30,000 and 99,999	Large urban population centre, consisting of a population of 100,000+	Prefer not to answer
Question B - Which of the following do you use to best identify yourself? (Click all that apply)	Total	Total N	324	48	113	62	92	9
	First Nations	%	79.0	72.9	77.9	80.6	80.4	
	Inuit	%	4.3	6.3	7.1	1.6	2.2	
	Métis	%	19.1	20.8	17.7	21.0	20.7	

*Values are based on the percentage of positive responses to a specific response option (columns exceed 100%)

**Multifrequency tab based on multiple responses

			What is the size of the community in which you live?					
			Canada 2023-03	Rural area, with a population of up to and including 999	Small population centre, with a population of between 1,000 and 29,999	Medium population centre, with a population of between 30,000 and 99,999	Large urban population centre, consisting of a population of 100,000+	Prefer not to answer
Question B - Which of the following do you use to best identify yourself? (Click all that apply)	Total	Total N	332	48	116	64	95	9
	First Nations	%	77.1	72.9	75.9	78.1	77.9	100.0
	Inuit	%	4.2	6.3	6.9	1.6	2.1	
	Métis	%	18.7	20.8	17.2	20.3	20.0	

*Values are based on the proportion an activity represents of all response options (columns add up to 100%).

**Multifrequency tab based on multiple responses

Nanos hosted an open link online survey promoted by NWAC. Three hundred and twenty-six Indigenous Women, Two-Spirit, Transgender and Gender-Diverse individuals, 17 years of age and over, from March 2nd to March 21st, 2023, shared their views.



2023-23339 – Native Women's Association of Canada– NWAC Housing – STAT SHEET – By Community Size

		What is the size of the community in which you live?						
		Canada 2023-03	Rural area, with a population of up to and including 999	Small population centre, with a population of between 1,000 and 29,999	Medium population centre, with a population of between 30,000 and 99,999	Large urban population centre, consisting of a population of 100,000+	Prefer not to answer	
Question C - Please select your gender (select as many as apply)	Total	Total N	324	48	113	62	92	9
	Woman	%	94.8	100.0	95.6	96.8	89.1	100.0
	Non-binary	%	2.5	0.0	0.0	3.2	6.5	
	Two-Spirit	%	8.0	2.1	8.0	6.5	13.0	
	Transgender	%	1.5	0.0	2.7	1.6	1.1	

*Values are based on the percentage of positive responses to a specific response option (columns exceed 100%)

**Multifrequency tab based on multiple responses

		What is the size of the community in which you live?						
		Canada 2023-03	Rural area, with a population of up to and including 999	Small population centre, with a population of between 1,000 and 29,999	Medium population centre, with a population of between 30,000 and 99,999	Large urban population centre, consisting of a population of 100,000+	Prefer not to answer	
Question C - Please select your gender (select as many as apply)	Total	Total N	346	49	120	67	101	9
	Woman	%	88.7	98.0	90.0	89.6	81.2	
	Non-binary	%	2.3	0.0	0.0	3.0	5.9	
	Two-Spirit	%	7.5	2.0	7.5	6.0	11.9	
	Transgender	%	1.4	0.0	2.5	1.5	1.0	

*Values are based on the proportion an activity represents of all response options (columns add up to 100%).

**Multifrequency tab based on multiple responses

Nanos hosted an open link online survey promoted by NWAC. Three hundred and twenty-six Indigenous Women, Two-Spirit, Transgender and Gender-Diverse individuals, 17 years of age and over, from March 2nd to March 21st, 2023, shared their views.



2023-23339 – Native Women's Association of Canada– NWAC Housing – STAT SHEET – By Community Size

		What is the size of the community in which you live?							
		Canada 2023-03	Rural area, with a population of up to and including 999	Small population centre, with a population of between 1,000 and 29,999	Medium population centre, with a population of between 30,000 and 99,999	Large urban population centre, consisting of a population of 100,000+	Prefer not to answer		
Question 1 - Which of the following best describes your current housing situation?	Total	Total N	324	48	113	62	92	9	
	Homelessness	%	1.5	4.2	1.8	0.0	1.1	0.0	
	Emergency shelter	%	0.6	0.0	0.9	0.0	0.0		
	Transitional housing (short-term - fully subsidized, social supports onsite)	%	1.9	0.0	1.8	1.6	3.3		
	Supportive housing (long-term - fully subsidized, social supports onsite)	%	1.2	0.0	0.9	3.2	1.1		
	Community housing (social housing - rent-geared to income)	%	9.6	18.8	8.8	8.1	5.4		
	Affordable subsidized housing (partially subsidized)	%	7.4	8.3	8.0	3.2	9.8		
	Market rate rental housing (not subsidized)	%	26.5	8.3	17.7	35.5	41.3		
	On-reserve home ownership	%	11.4	27.1	14.2	3.2	4.3		
	Off-reserve home ownership	%	29.6	22.9	33.6	33.9	27.2		
	Living with friends/family	%	6.8	6.3	8.8	8.1	3.3		
	Other	%	0.9	2.1	0.0	1.6	1.1		
	Unsure	%	2.5	2.1	3.5	1.6	2.2		

Nanos hosted an open link online survey promoted by NWAC. Three hundred and twenty-six Indigenous Women, Two-Spirit, Transgender and Gender-Diverse individuals, 17 years of age and over, from March 2nd to March 21st, 2023, shared their views.

www.nanos.co



2023-23339 – Native Women's Association of Canada– NWAC Housing – STAT SHEET – By Community Size

			What is the size of the community in which you live?					
			Canada 2023-03	Rural area, with a population of up to and including 999	Small population centre, with a population of between 1,000 and 29,999	Medium population centre, with a population of between 30,000 and 99,999	Large urban population centre, consisting of a population of 100,000+	Prefer not to answer
Question 2 - What type of housing do you currently live in? [SELECT ONE]	Total	Total N	324	48	113	62	92	9
	Single detached family home	%	52.8	70.8	57.5	50.0	40.2	44.4
	Semi-detached home	%	6.8	0.0	6.2	9.7	8.7	
	Town house	%	7.1	4.2	5.3	11.3	8.7	
	Rented home/rented room in home	%	15.7	16.7	16.8	19.4	12.0	
	Apartment building	%	13.0	2.1	9.7	6.5	26.1	
	Shelter	%	0.9	0.0	0.9	0.0	2.2	
	Mobile home	%	1.9	4.2	1.8	1.6	1.1	
	Other	%	0.6	0.0	0.9	0.0	1.1	
	Unsure	%	1.2	2.1	0.9	1.6	0.0	

			What is the size of the community in which you live?					
			Canada 2023-03	Rural area, with a population of up to and including 999	Small population centre, with a population of between 1,000 and 29,999	Medium population centre, with a population of between 30,000 and 99,999	Large urban population centre, consisting of a population of 100,000+	Prefer not to answer
Question 3 - Are you satisfied, somewhat satisfied, somewhat unsatisfied or unsatisfied with your current housing?	Total	Total N	324	48	113	62	92	9
	Satisfied	%	26.2	27.1	26.5	30.6	23.9	
	Somewhat satisfied	%	32.7	39.6	35.4	27.4	30.4	
	Somewhat unsatisfied	%	18.5	14.6	16.8	21.0	20.7	
	Unsatisfied	%	21.9	16.7	20.4	21.0	25.0	
	Unsure	%	0.6	2.1	0.9	0.0	0.0	

Nanos hosted an open link online survey promoted by NWAC. Three hundred and twenty-six Indigenous Women, Two-Spirit, Transgender and Gender-Diverse individuals, 17 years of age and over, from March 2nd to March 21st, 2023, shared their views.

www.nanos.co



2023-23339 – Native Women's Association of Canada– NWAC Housing – STAT SHEET – By Community Size

		What is the size of the community in which you live?						
		Canada 2023-03	Rural area, with a population of up to and including 999	Small population centre, with a population of between 1,000 and 29,999	Medium population centre, with a population of between 30,000 and 99,999	Large urban population centre, consisting of a population of 100,000+	Prefer not to answer	
Question 4 – Why do you have that opinion? [OPEN]	Total	Total N	219	29	72	44	66	8
	Housing too small/crowded/want more space	%	15.1		13.9	9.1	18.2	
	Expensive/unaffordable (rent, utilities, interest, etc)	%	33.8		23.6	40.9	47.0	
	Unhappy with landlord/building maintenance/mold	%	11.0		6.9	6.8	15.2	
	It is safe	%	4.6		4.2	6.8	6.1	
	It is unsafe	%	1.4		2.8	0.0	1.5	
	Affordable housing/living arrangements	%	10.0		9.7	11.4	13.6	
	Happy with landlord/maintenance	%	2.7		1.4	2.3	0.0	
	Purchased home/homeowner	%	3.2		4.2	4.5	3.0	
	Home in need of repairs/upgrades	%	15.5		22.2	11.4	7.6	
	Toxic/racist living environment	%	4.1		2.8	6.8	4.5	
	No running water	%	0.9		2.8	0.0	0.0	
	Good location/neighborhood	%	3.7		1.4	9.1	3.0	
	Happy with current home/needs being met	%	5.0		8.3	9.1	1.5	
	Would like to be a homeowner	%	3.2		5.6	0.0	1.5	
	Lack of accessibility/services	%	2.3		4.2	0.0	3.0	
	Living with family/community	%	2.7		4.2	2.3	1.5	
	Not adequate/does not meet me needs	%	0.9		1.4	2.3	0.0	
	Other	%	2.3		2.8	0.0	3.0	
	Unsure	%	0.5		0.0	0.0	1.5	

*Values are based on the percentage of positive responses to a specific response option (columns exceed 100%)

**Multifrequency tab based on multiple responses

Nanos hosted an open link online survey promoted by NWAC. Three hundred and twenty-six Indigenous Women, Two-Spirit, Transgender and Gender-Diverse individuals, 17 years of age and over, from March 2nd to March 21st, 2023, shared their views.

www.nanos.co



2023-23339 – Native Women's Association of Canada– NWAC Housing – STAT SHEET – By Community Size

		What is the size of the community in which you live?						
		Canada 2023-03	Rural area, with a population of up to and including 999	Small population centre, with a population of between 1,000 and 29,999	Medium population centre, with a population of between 30,000 and 99,999	Large urban population centre, consisting of a population of 100,000+	Prefer not to answer	
Question 4 – Why do you have that opinion? [OPEN]	Total	Total N	269	31	88	54	87	9
	Housing too small/crowded/want more space	%	12.3	19.4	11.4	7.4	13.8	
	Expensive/unaffordable (rent, utilities, interest, etc)	%	27.5	19.4	19.3	33.3	35.6	
	Unhappy with landlord/building maintenance/mold	%	8.9	16.1	5.7	5.6	11.5	
	It is safe	%	3.7	0.0	3.4	5.6	4.6	
	It is unsafe	%	1.1	0.0	2.3	0.0	1.1	
	Affordable housing/living arrangements	%	8.2	3.2	8.0	9.3	10.3	
	Happy with landlord/maintenance	%	2.2	9.7	1.1	1.9	0.0	
	Purchased home/homeowner	%	2.6	0.0	3.4	3.7	2.3	
	Home in need of repairs/upgrades	%	12.6	22.6	18.2	9.3	5.7	
	Toxic/racist living environment	%	3.3	0.0	2.3	5.6	3.4	
	No running water	%	0.7	0.0	2.3	0.0	0.0	
	Good location/neighborhood	%	3.0	0.0	1.1	7.4	2.3	
	Happy with current home/needs being met	%	4.1	0.0	6.8	7.4	1.1	
	Would like to be a homeowner	%	2.6	6.5	4.5	0.0	1.1	
	Lack of accessibility/services	%	1.9	0.0	3.4	0.0	2.3	
	Living with family/community	%	2.2	3.2	3.4	1.9	1.1	
	Not adequate/does not meet me needs	%	0.7	0.0	1.1	1.9	0.0	
	Other	%	1.9	0.0	2.3	0.0	2.3	
	Unsure	%	0.4	0.0	0.0	0.0	1.1	

*Values are based on the proportion an activity represents of all response options (columns add up to 100%).

**Multifrequency tab based on multiple responses

Nanos hosted an open link online survey promoted by NWAC. Three hundred and twenty-six Indigenous Women, Two-Spirit, Transgender and Gender-Diverse individuals, 17 years of age and over, from March 2nd to March 21st, 2023, shared their views.

www.nanos.co



2023-23339 – Native Women's Association of Canada– NWAC Housing – STAT SHEET – By Community Size

			What is the size of the community in which you live?					
			Canada 2023-03	Rural area, with a population of up to and including 999	Small population centre, with a population of between 1,000 and 29,999	Medium population centre, with a population of between 30,000 and 99,999	Large urban population centre, consisting of a population of 100,000+	Prefer not to answer
Question 5 - What is the preferred type of housing you would want to live in? [SELECT ONE]	Total	Total N	324	48	113	62	92	9
	Single detached family home	%	70.1	77.1	78.8	64.5	59.8	
	Semi-detached home	%	3.1	4.2	4.4	0.0	3.3	
	Town house	%	5.9	4.2	2.7	4.8	12.0	
	Rented home/rented room in home	%	2.8	0.0	2.7	4.8	3.3	
	Apartment building	%	2.8	0.0	0.9	4.8	5.4	
	Unit geared to disability/low income	%	0.9	2.1	1.8	0.0	0.0	
	Any type I can own/afford	%	1.9	0.0	0.0	3.2	4.3	
	Something bigger/more space	%	1.2	0.0	0.9	1.6	1.1	
	Something accessible	%	0.9	2.1	0.9	0.0	0.0	
	I like my current home	%	1.2	0.0	0.9	4.8	0.0	
	Other	%	2.2	2.1	1.8	1.6	3.3	
	Unsure	%	7.1	8.3	4.4	9.7	7.6	

Nanos hosted an open link online survey promoted by NWAC. Three hundred and twenty-six Indigenous Women, Two-Spirit, Transgender and Gender-Diverse individuals, 17 years of age and over, from March 2nd to March 21st, 2023, shared their views.



2023-23339 – Native Women's Association of Canada– NWAC Housing – STAT SHEET – By Community Size

			What is the size of the community in which you live?					
			Canada 2023-03	Rural area, with a population of up to and including 999	Small population centre, with a population of between 1,000 and 29,999	Medium population centre, with a population of between 30,000 and 99,999	Large urban population centre, consisting of a population of 100,000+	Prefer not to answer
Question 6 - What barriers, if any, have you experienced when it comes to accessing housing that meets your needs? [OPEN] [UP TO 3 MENTIONS]	Total	Total N	295	40	101	58	87	9
	Housing price/affordability/high down payment	%	56.9	45.0	49.5	67.2	67.8	
	Interest rates/mortgage approval/credit score	%	19.7	10.0	13.9	27.6	25.3	
	Taxes/services/utilities costs	%	5.8	7.5	4.0	6.9	5.7	
	Lack of reference/co-signer	%	1.7	0.0	1.0	1.7	2.3	
	Lack of housing/long wait lists	%	28.1	52.5	31.7	22.4	18.4	
	Accessibility/ accommodations for age or disability	%	7.1	7.5	5.9	3.4	8.0	
	Safety	%	5.4	5.0	5.9	5.2	5.7	
	Running water/availability of utilities	%	1.7	5.0	2.0	1.7	0.0	
	Lack of knowledge/education/community support	%	5.8	5.0	5.0	8.6	5.7	
	Location/distance to services/transportation	%	20.0	17.5	19.8	25.9	18.4	
	Income/employment/personal finances/inflation	%	29.8	17.5	27.7	34.5	32.2	
	Housing too small/overcrowding	%	8.8	15.0	10.9	10.3	3.4	
	Lack of pet-friendly options	%	3.4	2.5	4.0	0.0	5.7	
	Racism/discrimination	%	6.4	5.0	2.0	8.6	9.2	
	Housing conditions are poor	%	5.1	2.5	5.9	3.4	6.9	
	None	%	1.7	0.0	3.0	0.0	2.3	
	Home maintenance/repairs/materials costs	%	5.4	7.5	7.9	1.7	4.6	
	Land ownership issues/certification of land ownership	%	2.7	2.5	6.9	0.0	0.0	
	Lack of funding/financial support	%	4.1	2.5	5.0	5.2	2.3	
	Other	%	10.5	2.5	13.9	10.3	11.5	
	Being single/single mom/living alone	%	3.1	0.0	2.0	6.9	3.4	
	Unsure	%	0.3	0.0	1.0	0.0	0.0	

*Values are based on the percentage of positive responses to a specific response option (columns exceed 100%)

**Multifrequency tab based on multiple responses

Nanos hosted an open link online survey promoted by NWAC. Three hundred and twenty-six Indigenous Women, Two-Spirit, Transgender and Gender-Diverse individuals, 17 years of age and over, from March 2nd to March 21st, 2023, shared their views.

www.nanos.co



2023-23339 – Native Women's Association of Canada– NWAC Housing – STAT SHEET – By Community Size

			What is the size of the community in which you live?					
			Canada 2023-03	Rural area, with a population of up to and including 999	Small population centre, with a population of between 1,000 and 29,999	Medium population centre, with a population of between 30,000 and 99,999	Large urban population centre, consisting of a population of 100,000+	Prefer not to answer
Question 6 - What barriers, if any, have you experienced when it comes to accessing housing that meets your needs? [OPEN] [UP TO 3 MENTIONS]	Total	Total N	689	85	231	146	208	19
	Housing price/affordability/high down payment	%	24.4	21.2	21.6	26.7	28.4	
	Interest rates/mortgage approval/credit score	%	8.4	4.7	6.1	11.0	10.6	
	Taxes/services/utilities costs	%	2.5	3.5	1.7	2.7	2.4	
	Lack of reference/co-signer	%	0.7	0.0	0.4	0.7	1.0	
	Lack of housing/long wait lists	%	12.0	24.7	13.9	8.9	7.7	
	Accessibility/ accommodations for age or disability	%	3.0	3.5	2.6	1.4	3.4	
	Safety	%	2.3	2.4	2.6	2.1	2.4	
	Running water/availability of utilities	%	0.7	2.4	0.9	0.7	0.0	
	Lack of knowledge/education/community support	%	2.5	2.4	2.2	3.4	2.4	
	Location/distance to services/transportation	%	8.6	8.2	8.7	10.3	7.7	
	Income/employment/personal finances/inflation	%	12.8	8.2	12.1	13.7	13.5	
	Housing too small/overcrowding	%	3.8	7.1	4.8	4.1	1.4	
	Lack of pet-friendly options	%	1.5	1.2	1.7	0.0	2.4	
	Racism/discrimination	%	2.8	2.4	0.9	3.4	3.8	
	Housing conditions are poor	%	2.2	1.2	2.6	1.4	2.9	
	None	%	0.7	0.0	1.3	0.0	1.0	
	Home maintenance/repairs/materials costs	%	2.3	3.5	3.5	0.7	1.9	
	Land ownership issues/certification of land ownership	%	1.2	1.2	3.0	0.0	0.0	
	Lack of funding/financial support	%	1.7	1.2	2.2	2.1	1.0	
	Other	%	4.5	1.2	6.1	4.1	4.8	
	Being single/single mom/living alone	%	1.3	0.0	0.9	2.7	1.4	
	Unsure	%	0.1	0.0	0.4	0.0	0.0	

*Values are based on the proportion an activity represents of all response options (columns add up to 100%).

**Multifrequency tab based on multiple responses

Nanos hosted an open link online survey promoted by NWAC. Three hundred and twenty-six Indigenous Women, Two-Spirit, Transgender and Gender-Diverse individuals, 17 years of age and over, from March 2nd to March 21st, 2023, shared their views.

www.nanos.co



2023-23339 – Native Women's Association of Canada– NWAC Housing – STAT SHEET – By Community Size

Please rank the top three from the following in terms of the most useful for addressing your personal housing needs, where 1 is the most useful, 2 is the second most useful, and so on. [RANDOMIZE]

			What is the size of the community in which you live?					
			Canada 2023-03	Rural area, with a population of up to and including 999	Small population centre, with a population of between 1,000 and 29,999	Medium population centre, with a population of between 30,000 and 99,999	Large urban population centre, consisting of a population of 100,000+	Prefer not to answer
Question 7 - Rank 1	Total	Total N	310	42	111	59	90	8
	Emergency shelters	%	2.6	4.8	0.0	5.1	3.3	
	Transitional housing (short-term - fully subsidized; social supports onsite)	%	1.3	2.4	1.8	0.0	1.1	
	Supportive housing (long-term - fully subsidized; social supports onsite)	%	3.9	4.8	3.6	6.8	2.2	
	Community housing (social housing - rent-geared to income)	%	7.4	14.3	6.3	3.4	8.9	
	Affordable subsidized housing (partially subsidized)	%	11.3	2.4	9.9	15.3	13.3	
	Market rate housing (not subsidized)	%	8.4	4.8	11.7	5.1	8.9	
	Home ownership programs	%	31.0	35.7	36.0	25.4	25.6	
	Indigenous-specific housing incentives/initiatives such as mortgage applications or other returns on investment	%	30.3	28.6	25.2	35.6	34.4	
	Assistance in making repairs/renovations	%	1.0	2.4	0.9	1.7	0.0	
	Other (Specify below)	%	0.3	0.0	0.9	0.0	0.0	
	Unsure	%	2.6	0.0	3.6	1.7	2.2	

Nanos hosted an open link online survey promoted by NWAC. Three hundred and twenty-six Indigenous Women, Two-Spirit, Transgender and Gender-Diverse individuals, 17 years of age and over, from March 2nd to March 21st, 2023, shared their views.



2023-23339 – Native Women's Association of Canada– NWAC Housing – STAT SHEET – By Community Size

Please rank the top three from the following in terms of the most useful for addressing your personal housing needs, where 1 is the most useful, 2 is the second most useful, and so on. [RANDOMIZE]

			What is the size of the community in which you live?					
			Canada 2023-03	Rural area, with a population of up to and including 999	Small population centre, with a population of between 1,000 and 29,999	Medium population centre, with a population of between 30,000 and 99,999	Large urban population centre, consisting of a population of 100,000+	Prefer not to answer
Question 7 - Rank 2	Total	Total N	295	40	104	58	86	7
	Emergency shelters	%	2.0	0.0	3.8	1.7	0.0	
	Transitional housing (short-term - fully subsidized; social supports onsite)	%	2.4	5.0	1.9	1.7	2.3	
	Supportive housing (long-term - fully subsidized; social supports onsite)	%	8.8	10.0	9.6	12.1	5.8	
	Community housing (social housing - rent-geared to income)	%	10.5	2.5	9.6	10.3	11.6	
	Affordable subsidized housing (partially subsidized)	%	13.6	17.5	15.4	10.3	12.8	
	Market rate housing (not subsidized)	%	7.1	5.0	7.7	8.6	7.0	
	Home ownership programs	%	26.4	25.0	22.1	31.0	30.2	
	Indigenous-specific housing incentives/initiatives such as mortgage applications or other returns on investment	%	27.5	35.0	26.9	24.1	27.9	
	Other (Specify below)	%	1.4	0.0	1.9	0.0	2.3	
	Unsure	%	0.3	0.0	1.0	0.0	0.0	

Nanos hosted an open link online survey promoted by NWAC. Three hundred and twenty-six Indigenous Women, Two-Spirit, Transgender and Gender-Diverse individuals, 17 years of age and over, from March 2nd to March 21st, 2023, shared their views.



2023-23339 – Native Women's Association of Canada– NWAC Housing – STAT SHEET – By Community Size

Please rank the top three from the following in terms of the most useful for addressing your personal housing needs, where 1 is the most useful, 2 is the second most useful, and so on. [RANDOMIZE]

		What is the size of the community in which you live?							
		Canada 2023-03	Rural area, with a population of up to and including 999	Small population centre, with a population of between 1,000 and 29,999	Medium population centre, with a population of between 30,000 and 99,999	Large urban population centre, consisting of a population of 100,000+	Prefer not to answer		
Question 7 - Rank 3	Total	Total N	282	38	98	57	82	7	
	Emergency shelters	%	2.1	0.0	3.1	0.0	3.7		
	Transitional housing (short-term - fully subsidized; social supports onsite)	%	6.7	7.9	9.2	5.3	3.7		
	Supportive housing (long-term - fully subsidized; social supports onsite)	%	7.8	7.9	11.2	5.3	6.1		
	Community housing (social housing - rent-gearred to income)	%	16.0	13.2	17.3	12.3	19.5		
	Affordable subsidized housing (partially subsidized)	%	20.2	21.1	20.4	21.1	15.9		
	Market rate housing (not subsidized)	%	9.6	7.9	6.1	19.3	8.5		
	Home ownership programs	%	14.5	21.1	9.2	12.3	20.7		
	Indigenous-specific housing incentives/initiatives such as mortgage applications or other returns on investment	%	14.9	15.8	15.3	17.5	12.2		
	Assistance in making repairs/renovations	%	1.4	2.6	1.0	1.8	1.2		
	Other (Specify below)	%	1.8	0.0	1.0	1.8	2.4		
	Unsure	%	5.0	2.6	6.1	3.5	6.1		

Nanos hosted an open link online survey promoted by NWAC. Three hundred and twenty-six Indigenous Women, Two-Spirit, Transgender and Gender-Diverse individuals, 17 years of age and over, from March 2nd to March 21st, 2023, shared their views.



2023-23339 – Native Women's Association of Canada– NWAC Housing – STAT SHEET – By Community Size

Please rank the top three from the following in terms of the most useful for addressing your community's housing needs, where 1 is the most useful, 2 is the second most useful, and so on. [RANDOMIZE]

			What is the size of the community in which you live?					
			Canada 2023-03	Rural area, with a population of up to and including 999	Small population centre, with a population of between 1,000 and 29,999	Medium population centre, with a population of between 30,000 and 99,999	Large urban population centre, consisting of a population of 100,000+	Prefer not to answer
Question 8 - Rank 1	Total	Total N	318	47	109	62	92	8
	Emergency shelters	%	9.4	6.4	9.2	16.1	6.5	
	Transitional housing (short-term - fully subsidized, social supports onsite)	%	3.1	0.0	1.8	4.8	4.3	
	Supportive housing (long-term - fully subsidized, social supports onsite)	%	11.0	12.8	11.0	9.7	12.0	
	Community housing (social housing - rent-gearred to income)	%	15.1	17.0	15.6	12.9	14.1	
	Affordable subsidized housing (partially subsidized)	%	11.0	8.5	8.3	11.3	15.2	
	Market rate housing (not subsidized)	%	3.8	6.4	6.4	1.6	1.1	
	Home ownership programs	%	19.2	17.0	24.8	19.4	15.2	
	Indigenous-specific housing incentives/initiatives such as mortgage applications or other returns on investment	%	23.9	27.7	17.4	21.0	31.5	
	Help with repairs & upgrades	%	0.3	0.0	0.9	0.0	0.0	
	More housing/land for housing	%	0.3	0.0	0.9	0.0	0.0	
	Housing programs specific to aging in place	%	0.3	0.0	0.9	0.0	0.0	
	Unsure	%	2.5	4.3	2.8	3.2	0.0	

Nanos hosted an open link online survey promoted by NWAC. Three hundred and twenty-six Indigenous Women, Two-Spirit, Transgender and Gender-Diverse individuals, 17 years of age and over, from March 2nd to March 21st, 2023, shared their views.



2023-23339 – Native Women's Association of Canada– NWAC Housing – STAT SHEET – By Community Size

Please rank the top three from the following in terms of the most useful for addressing your community's housing needs, where 1 is the most useful, 2 is the second most useful, and so on. [RANDOMIZE]

			What is the size of the community in which you live?					
			Canada 2023-03	Rural area, with a population of up to and including 999	Small population centre, with a population of between 1,000 and 29,999	Medium population centre, with a population of between 30,000 and 99,999	Large urban population centre, consisting of a population of 100,000+	Prefer not to answer
Question 8 - Rank 2	Total	Total N	309	43	108	60	90	8
	Emergency shelters	%	4.9	2.3	3.7	8.3	4.4	
	Transitional housing (short-term - fully subsidized, social supports onsite)	%	10.0	11.6	7.4	11.7	12.2	
	Supportive housing (long-term - fully subsidized, social supports onsite)	%	15.5	16.3	10.2	21.7	16.7	
	Community housing (social housing - rent-gearred to income)	%	18.8	11.6	20.4	21.7	17.8	
	Affordable subsidized housing (partially subsidized)	%	9.4	9.3	9.3	6.7	12.2	
	Market rate housing (not subsidized)	%	4.9	2.3	8.3	1.7	3.3	
	Home ownership programs	%	14.2	20.9	13.9	6.7	15.6	
	Indigenous-specific housing incentives/initiatives such as mortgage applications or other returns on investment	%	21.4	25.6	25.0	21.7	16.7	
	Teach basic life skills in schools.	%	0.3	0.0	0.0	0.0	1.1	
	Unsure	%	0.6	0.0	1.9	0.0	0.0	

Nanos hosted an open link online survey promoted by NWAC. Three hundred and twenty-six Indigenous Women, Two-Spirit, Transgender and Gender-Diverse individuals, 17 years of age and over, from March 2nd to March 21st, 2023, shared their views.



2023-23339 – Native Women's Association of Canada– NWAC Housing – STAT SHEET – By Community Size

Please rank the top three from the following in terms of the most useful for addressing your community's housing needs, where 1 is the most useful, 2 is the second most useful, and so on. [RANDOMIZE]

			What is the size of the community in which you live?					
			Canada 2023-03	Rural area, with a population of up to and including 999	Small population centre, with a population of between 1,000 and 29,999	Medium population centre, with a population of between 30,000 and 99,999	Large urban population centre, consisting of a population of 100,000+	Prefer not to answer
Question 8 - Rank 3	Total	Total N	298	43	102	59	87	7
	Emergency shelters	%	5.7	2.3	8.8	0.0	8.0	
	Transitional housing (short-term - fully subsidized, social supports onsite)	%	6.7	4.7	4.9	10.2	8.0	
	Supportive housing (long-term - fully subsidized, social supports onsite)	%	14.8	11.6	18.6	13.6	13.8	
	Community housing (social housing - rent-gearred to income)	%	16.1	11.6	14.7	18.6	19.5	
	Affordable subsidized housing (partially subsidized)	%	21.8	30.2	17.6	27.1	17.2	
	Market rate housing (not subsidized)	%	5.4	4.7	3.9	10.2	4.6	
	Home ownership programs	%	15.8	16.3	14.7	10.2	19.5	
	Indigenous-specific housing incentives/initiatives such as mortgage applications or other returns on investment	%	10.1	11.6	11.8	8.5	6.9	
	More housing/land for housing	%	0.3	2.3	0.0	0.0	0.0	
	Safe living	%	0.3	0.0	0.0	0.0	1.1	
	Unsure	%	3.0	4.7	4.9	1.7	1.1	

Nanos hosted an open link online survey promoted by NWAC. Three hundred and twenty-six Indigenous Women, Two-Spirit, Transgender and Gender-Diverse individuals, 17 years of age and over, from March 2nd to March 21st, 2023, shared their views.



2023-23339 – Native Women's Association of Canada– NWAC Housing – STAT SHEET – By Community Size

Please rank the top three in importance of the following places and services being accessible when choosing a home, where 1 is most important, 2 is the second most important, and so on. [RANDOMIZE]

			What is the size of the community in which you live?					
			Canada 2023-03	Rural area, with a population of up to and including 999	Small population centre, with a population of between 1,000 and 29,999	Medium population centre, with a population of between 30,000 and 99,999	Large urban population centre, consisting of a population of 100,000+	Prefer not to answer
Question 9 - Rank 1	Total	Total N	324	48	113	62	92	9
	Recreational facilities (Parks, green spaces)	%	10.2	12.5	6.2	16.1	9.8	
	Medical services	%	24.7	22.9	31.0	22.6	16.3	
	Educational centers (Schools)	%	25.0	37.5	19.5	17.7	32.6	
	Childcare services	%	8.3	6.3	14.2	4.8	5.4	
	Major or minor roads	%	9.0	6.3	9.7	9.7	9.8	
	Public or free transit	%	13.9	2.1	10.6	21.0	18.5	
	2SLGBTQQA+ communities and/or adjacent friendly areas	%	4.9	6.3	4.4	4.8	4.3	
	Other	%	2.8	4.2	2.7	3.2	2.2	
	Unsure	%	1.2	2.1	1.8	0.0	1.1	

Nanos hosted an open link online survey promoted by NWAC. Three hundred and twenty-six Indigenous Women, Two-Spirit, Transgender and Gender-Diverse individuals, 17 years of age and over, from March 2nd to March 21st, 2023, shared their views.



2023-23339 – Native Women's Association of Canada– NWAC Housing – STAT SHEET – By Community Size

Please rank the top three in importance of the following places and services being accessible when choosing a home, where 1 is most important, 2 is the second most important, and so on. [RANDOMIZE]

			What is the size of the community in which you live?					
			Canada 2023-03	Rural area, with a population of up to and including 999	Small population centre, with a population of between 1,000 and 29,999	Medium population centre, with a population of between 30,000 and 99,999	Large urban population centre, consisting of a population of 100,000+	Prefer not to answer
Question 9 - Rank 2	Total	Total N	314	45	109	62	90	8
	Recreational facilities (Parks, green spaces)	%	25.8	24.4	19.3	19.4	40.0	
	Medical services	%	21.3	24.4	20.2	27.4	17.8	
	Educational centers (Schools)	%	14.0	15.6	15.6	12.9	10.0	
	Childcare services	%	11.5	15.6	14.7	8.1	7.8	
	Major or minor roads	%	8.9	6.7	11.0	11.3	5.6	
	Public or free transit	%	13.4	6.7	11.0	17.7	16.7	
	2SLGBTQQA+ communities and/or adjacent friendly areas	%	3.5	4.4	6.4	0.0	2.2	
	Other	%	1.3	2.2	1.8	1.6	0.0	
	Unsure	%	0.3	0.0	0.0	1.6	0.0	

Nanos hosted an open link online survey promoted by NWAC. Three hundred and twenty-six Indigenous Women, Two-Spirit, Transgender and Gender-Diverse individuals, 17 years of age and over, from March 2nd to March 21st, 2023, shared their views.



2023-23339 – Native Women's Association of Canada– NWAC Housing – STAT SHEET – By Community Size

Please rank the top three in importance of the following places and services being accessible when choosing a home, where 1 is most important, 2 is the second most important, and so on. [RANDOMIZE]

			What is the size of the community in which you live?					
			Canada 2023-03	Rural area, with a population of up to and including 999	Small population centre, with a population of between 1,000 and 29,999	Medium population centre, with a population of between 30,000 and 99,999	Large urban population centre, consisting of a population of 100,000+	Prefer not to answer
Question 9 - Rank 3	Total	Total N	302	41	105	59	89	8
	Recreational facilities (Parks, green spaces)	%	24.5	9.8	26.7	28.8	27.0	
	Medical services	%	12.9	7.3	14.3	10.2	16.9	
	Educational centers (Schools)	%	14.6	14.6	15.2	15.3	11.2	
	Childcare services	%	11.6	31.7	8.6	10.2	7.9	
	Major or minor roads	%	12.6	17.1	9.5	15.3	13.5	
	Public or free transit	%	13.2	14.6	13.3	11.9	12.4	
	2SLGBTQQA+ communities and/or adjacent friendly areas	%	5.6	0.0	5.7	5.1	7.9	
	Other	%	3.6	2.4	5.7	3.4	2.2	
	Unsure	%	1.3	2.4	1.0	0.0	1.1	

Nanos hosted an open link online survey promoted by NWAC. Three hundred and twenty-six Indigenous Women, Two-Spirit, Transgender and Gender-Diverse individuals, 17 years of age and over, from March 2nd to March 21st, 2023, shared their views.



2023-23339 – Native Women's Association of Canada– NWAC Housing – STAT SHEET – By Community Size

			What is the size of the community in which you live?					
			Canada 2023-03	Rural area, with a population of up to and including 999	Small population centre, with a population of between 1,000 and 29,999	Medium population centre, with a population of between 30,000 and 99,999	Large urban population centre, consisting of a population of 100,000+	Prefer not to answer
Question 10 - What 2SLGBTQIA+ specific resources and programs, if any, exist in your community? [OPEN]	Total	Total N	245	35	87	52	69	2
	None/not much/ not aware of any	%	32.7	74.3	32.2	17.3	23.2	
	Local pride groups/events (Unspecified)	%	5.3	0.0	8.0	5.8	4.3	
	2 Spirited People Of The 1st Nations	%	1.2	0.0	1.1	0.0	2.9	
	Community centers/local resources/youth centers/programs (Unspecified)	%	14.7	8.6	13.8	21.2	13.0	
	ENABG	%	0.8	0.0	1.1	0.0	1.4	
	Safe Alliance	%	0.4	0.0	1.1	0.0	0.0	
	Shield program	%	0.8	0.0	2.3	0.0	0.0	
	Quadrangle	%	0.4	0.0	1.1	0.0	0.0	
	Outloud	%	0.8	0.0	0.0	3.8	0.0	
	Native Women's association of Canada/Toronto	%	0.4	0.0	0.0	0.0	1.4	
	Saga group	%	0.4	0.0	1.1	0.0	0.0	
	OUT Saskatoon	%	0.8	0.0	0.0	0.0	2.9	
	UR Pride	%	0.4	0.0	0.0	0.0	1.4	
	Sunshine House	%	0.8	0.0	0.0	0.0	2.9	
	The Rainbow Mosaic Network	%	0.4	0.0	1.1	0.0	0.0	
	Wabanaki 2Spirit Alliance	%	0.4	0.0	0.0	0.0	1.4	
	Friendship centre	%	0.8	0.0	1.1	0.0	1.4	
	Native council	%	0.4	0.0	0.0	0.0	1.4	
	Northern Mosaic	%	0.4	0.0	1.1	0.0	0.0	
	Foundry	%	0.8	0.0	0.0	1.9	1.4	
	Lower Fraser Valley Aboriginal Society	%	0.4	0.0	0.0	0.0	1.4	
	Saskatoon Sexual Health	%	0.4	0.0	0.0	0.0	1.4	
	Queer Yukon Society	%	0.4	0.0	1.1	0.0	0.0	
	Kamloops Pride	%	0.4	0.0	0.0	1.9	0.0	
	Muskoka Pride	%	0.4	0.0	0.0	1.9	0.0	
	Aboriginal Peoples Alliance Northern Ontario	%	0.4	0.0	1.1	0.0	0.0	

Nanos hosted an open link online survey promoted by NWAC. Three hundred and twenty-six Indigenous Women, Two-Spirit, Transgender and Gender-Diverse individuals, 17 years of age and over, from March 2nd to March 21st, 2023, shared their views.



2023-23339 – Native Women's Association of Canada– NWAC Housing – STAT SHEET – By Community Size

		What is the size of the community in which you live?					
			Rural area, with a population of up to and including 999	Small population centre, with a population of between 1,000 and 29,999	Medium population centre, with a population of between 30,000 and 99,999	Large urban population centre, consisting of a population of 100,000+	Prefer not to answer
	Canada 2023-03						
MSVU Pride Centre	%	0.4	0.0	0.0	0.0	1.4	
Many/several (unspecified)	%	2.9	0.0	0.0	0.0	10.1	
Mi'kmaw Friendship Centre	%	0.4	0.0	1.1	0.0	0.0	
Status of Women	%	0.4	0.0	1.1	0.0	0.0	
PARN	%	0.4	0.0	1.1	0.0	0.0	
HIV North	%	0.4	0.0	0.0	1.9	0.0	
Dawn Indigenous Friendship Centre	%	0.4	0.0	1.1	0.0	0.0	
Myths and Mirrors	%	0.4	0.0	0.0	0.0	1.4	
Georgian Bay Native Friendship Centre	%	0.4	0.0	0.0	1.9	0.0	
Waypoint	%	0.4	0.0	0.0	1.9	0.0	
Timmins Pride	%	0.4	0.0	0.0	1.9	0.0	
The Q	%	0.4	0.0	0.0	0.0	1.4	
Unsure	%	33.9	17.1	32.2	44.2	37.7	

*Values are based on the percentage of positive responses to a specific response option (columns exceed 100%)

**Multifrequency tab based on multiple responses

Nanos hosted an open link online survey promoted by NWAC. Three hundred and twenty-six Indigenous Women, Two-Spirit, Transgender and Gender-Diverse individuals, 17 years of age and over, from March 2nd to March 21st, 2023, shared their views.

www.nanos.co



2023-23339 – Native Women's Association of Canada– NWAC Housing – STAT SHEET – By Community Size

			What is the size of the community in which you live?					
			Canada 2023-03	Rural area, with a population of up to and including 999	Small population centre, with a population of between 1,000 and 29,999	Medium population centre, with a population of between 30,000 and 99,999	Large urban population centre, consisting of a population of 100,000+	Prefer not to answer
Question 10 - What 2SLGBTQIA+ specific resources and programs, if any, exist in your community? [OPEN]	Total	Total N	245	35	87	52	69	2
	None/not much/ not aware of any	%	32.7	74.3	32.2	17.3	23.2	
	Local pride groups/events (Unspecified)	%	5.3	0.0	8.0	5.8	4.3	
	2 Spirited People Of The 1st Nations	%	1.2	0.0	1.1	0.0	2.9	
	Community centers/local resources/youth centers/programs (Unspecified)	%	14.7	8.6	13.8	21.2	13.0	
	ENABG	%	0.8	0.0	1.1	0.0	1.4	
	Safe Alliance	%	0.4	0.0	1.1	0.0	0.0	
	Shield program	%	0.8	0.0	2.3	0.0	0.0	
	Quadrangle	%	0.4	0.0	1.1	0.0	0.0	
	Outloud	%	0.8	0.0	0.0	3.8	0.0	
	Native Women's association of Canada/Toronto	%	0.4	0.0	0.0	0.0	1.4	
	Saga group	%	0.4	0.0	1.1	0.0	0.0	
	OUT Saskatoon	%	0.8	0.0	0.0	0.0	2.9	
	UR Pride	%	0.4	0.0	0.0	0.0	1.4	
	Sunshine House	%	0.8	0.0	0.0	0.0	2.9	
	The Rainbow Mosaic Network	%	0.4	0.0	1.1	0.0	0.0	
	Wabanaki 2Spirit Alliance	%	0.4	0.0	0.0	0.0	1.4	
	Friendship centre	%	0.8	0.0	1.1	0.0	1.4	
	Native council	%	0.4	0.0	0.0	0.0	1.4	
	Northern Mosaic	%	0.4	0.0	1.1	0.0	0.0	
	Foundry	%	0.8	0.0	0.0	1.9	1.4	
	Lower Fraser Valley Aboriginal Society	%	0.4	0.0	0.0	0.0	1.4	
	Saskatoon Sexual Health	%	0.4	0.0	0.0	0.0	1.4	
	Queer Yukon Society	%	0.4	0.0	1.1	0.0	0.0	
	Kamloops Pride	%	0.4	0.0	0.0	1.9	0.0	
	Muskoka Pride	%	0.4	0.0	0.0	1.9	0.0	
	Aboriginal Peoples Alliance Northern Ontario	%	0.4	0.0	1.1	0.0	0.0	

Nanos hosted an open link online survey promoted by NWAC. Three hundred and twenty-six Indigenous Women, Two-Spirit, Transgender and Gender-Diverse individuals, 17 years of age and over, from March 2nd to March 21st, 2023, shared their views.



2023-23339 – Native Women's Association of Canada– NWAC Housing – STAT SHEET – By Community Size

		What is the size of the community in which you live?					
			Rural area, with a population of up to and including 999	Small population centre, with a population of between 1,000 and 29,999	Medium population centre, with a population of between 30,000 and 99,999	Large urban population centre, consisting of a population of 100,000+	Prefer not to answer
	Canada 2023-03						
MSVU Pride Centre	%	0.4	0.0	0.0	0.0	1.4	
Many/several (unspecified)	%	2.9	0.0	0.0	0.0	10.1	
Mi'kmaw Friendship Centre	%	0.4	0.0	1.1	0.0	0.0	
Status of Women	%	0.4	0.0	1.1	0.0	0.0	
PARN	%	0.4	0.0	1.1	0.0	0.0	
HIV North	%	0.4	0.0	0.0	1.9	0.0	
Dawn Indigenous Friendship Centre	%	0.4	0.0	1.1	0.0	0.0	
Myths and Mirrors	%	0.4	0.0	0.0	0.0	1.4	
Georgian Bay Native Friendship Centre	%	0.4	0.0	0.0	1.9	0.0	
Waypoint	%	0.4	0.0	0.0	1.9	0.0	
Timmins Pride	%	0.4	0.0	0.0	1.9	0.0	
The Q	%	0.4	0.0	0.0	0.0	1.4	
Unsure	%	33.9	17.1	32.2	44.2	37.7	

*Values are based on the proportion an activity represents of all response options (columns add up to 100%).

**Multifrequency tab based on multiple responses

Nanos hosted an open link online survey promoted by NWAC. Three hundred and twenty-six Indigenous Women, Two-Spirit, Transgender and Gender-Diverse individuals, 17 years of age and over, from March 2nd to March 21st, 2023, shared their views.



2023-23339 – Native Women's Association of Canada– NWAC Housing – STAT SHEET – By Community Size

			What is the size of the community in which you live?					
			Canada 2023-03	Rural area, with a population of up to and including 999	Small population centre, with a population of between 1,000 and 29,999	Medium population centre, with a population of between 30,000 and 99,999	Large urban population centre, consisting of a population of 100,000+	Prefer not to answer
Question 11 - Is your community able or not able to work together with nearby communities (within 50km-100km) to meet each other's basic needs (food, shelter, supplies, etc.)?	Total	Total N	324	48	113	62	92	9
	Able	%	41.7	33.3	44.2	38.7	45.7	
	Not able	%	14.5	25.0	16.8	14.5	7.6	
	Unsure	%	43.8	41.7	38.9	46.8	46.7	

			What is the size of the community in which you live?					
			Canada 2023-03	Rural area, with a population of up to and including 999	Small population centre, with a population of between 1,000 and 29,999	Medium population centre, with a population of between 30,000 and 99,999	Large urban population centre, consisting of a population of 100,000+	Prefer not to answer
Question 12 - On a scale of 0 to 10, where 0 is not important, and 10 is very important, how important is it for your community to work with nearby communities (within 50km-100km) to meet each other's basic needs (food, shelter, supplies, etc.)?	Total	Total N	324	48	113	62	92	9
		Mean	8.5	8.0	8.6	8.5	8.7	
		Median	10.0	10.0	10.0	10.0	10.0	
	Not important (0)	%	2.5	4.2	0.9	4.8	2.2	
	1	%	1.2	2.1	2.7	0.0	0.0	
	2	%	0.6	0.0	0.0	3.2	0.0	
	3	%	0.6	0.0	0.9	0.0	1.1	
	4	%	0.6	2.1	0.0	1.6	0.0	
	5	%	4.6	10.4	4.4	1.6	4.3	
	6	%	3.1	6.3	2.7	1.6	3.3	
	7	%	7.4	8.3	8.8	6.5	5.4	
	8	%	10.2	4.2	15.0	8.1	9.8	
	9	%	6.2	6.3	2.7	8.1	8.7	
	Very important (10)	%	54.6	50.0	56.6	56.5	52.2	
Unsure	%	8.3	6.3	5.3	8.1	13.0		

Nanos hosted an open link online survey promoted by NWAC. Three hundred and twenty-six Indigenous Women, Two-Spirit, Transgender and Gender-Diverse individuals, 17 years of age and over, from March 2nd to March 21st, 2023, shared their views.



2023-23339 – Native Women's Association of Canada– NWAC Housing – STAT SHEET – By Community Size

			What is the size of the community in which you live?					
			Canada 2023-03	Rural area, with a population of up to and including 999	Small population centre, with a population of between 1,000 and 29,999	Medium population centre, with a population of between 30,000 and 99,999	Large urban population centre, consisting of a population of 100,000+	Prefer not to answer
Question 13 - Do you feel that your identity (i.e. cultural or gender identity) has had a positive, somewhat positive, somewhat negative, negative or no impact on your ability to access housing that meets your needs?	Total	Total N	324	48	113	62	92	9
	Positive	%	9.0	8.3	13.3	6.5	6.5	
	Somewhat positive	%	14.2	16.7	15.9	8.1	14.1	
	Somewhat negative	%	23.1	16.7	20.4	27.4	25.0	
	Negative	%	17.6	18.8	15.9	11.3	23.9	
	No impact	%	21.3	29.2	17.7	33.9	15.2	
	Unsure	%	14.8	10.4	16.8	12.9	15.2	

Nanos hosted an open link online survey promoted by NWAC. Three hundred and twenty-six Indigenous Women, Two-Spirit, Transgender and Gender-Diverse individuals, 17 years of age and over, from March 2nd to March 21st, 2023, shared their views.



2023-23339 – Native Women's Association of Canada– NWAC Housing – STAT SHEET – By Community Size

			What is the size of the community in which you live?					
			Canada 2023-03	Rural area, with a population of up to and including 999	Small population centre, with a population of between 1,000 and 29,999	Medium population centre, with a population of between 30,000 and 99,999	Large urban population centre, consisting of a population of 100,000+	Prefer not to answer
Question 14 -What could be changed to create housing that meets your distinct cultural and/ or gender needs? [OPEN]	Total	Total N	206	28	65	43	63	7
	Funding/Affordability	%	15.0	21.4	12.3	16.3	11.1	
	Understanding of our needs/lifestyle or cultural training	%	8.3	7.1	12.3	4.7	7.9	
	Indigenous ownership/native specific housing/amenities made for Indigenous needs	%	21.8	14.3	16.9	30.2	25.4	
	None/nothing	%	2.4	0.0	4.6	0.0	3.2	
	More on-reserve housing/more access of land to build on	%	3.4	3.6	4.6	2.3	1.6	
	Elimination of bias or discrimination	%	11.2	10.7	4.6	11.6	19.0	
	More housing overall/increased availability	%	8.7	3.6	7.7	4.7	14.3	
	Special mortgages or funding programs for first time buyers, single moms, elders, etc.	%	15.0	10.7	21.5	18.6	9.5	
	Safety/safe environment	%	2.4	3.6	1.5	0.0	4.8	
	Better employment opportunities	%	2.9	3.6	4.6	0.0	3.2	
	Quality homes/good locations	%	2.4	0.0	4.6	4.7	0.0	
	Other	%	5.3	7.1	4.6	7.0	4.8	
	Unsure	%	10.7	17.9	9.2	7.0	11.1	

*Values are based on the percentage of positive responses to a specific response option (columns exceed 100%)

**Multifrequency tab based on multiple responses

Nanos hosted an open link online survey promoted by NWAC. Three hundred and twenty-six Indigenous Women, Two-Spirit, Transgender and Gender-Diverse individuals, 17 years of age and over, from March 2nd to March 21st, 2023, shared their views.



2023-23339 – Native Women's Association of Canada– NWAC Housing – STAT SHEET – By Community Size

			What is the size of the community in which you live?					
			Canada 2023-03	Rural area, with a population of up to and including 999	Small population centre, with a population of between 1,000 and 29,999	Medium population centre, with a population of between 30,000 and 99,999	Large urban population centre, consisting of a population of 100,000+	Prefer not to answer
Question 14 - What could be changed to create housing that meets your distinct cultural and/ or gender needs? [OPEN]	Total	Total N	226	29	71	46	73	7
	Funding/Affordability	%	13.7	20.7	11.3	15.2	9.6	
	Understanding of our needs/lifestyle or cultural training	%	7.5	6.9	11.3	4.3	6.8	
	Indigenous ownership/native specific housing/amenities made for Indigenous needs	%	19.9	13.8	15.5	28.3	21.9	
	None/nothing	%	2.2	0.0	4.2	0.0	2.7	
	More on-reserve housing/more access of land to build on	%	3.1	3.4	4.2	2.2	1.4	
	Elimination of bias or discrimination	%	10.2	10.3	4.2	10.9	16.4	
	More housing overall/increased availability	%	8.0	3.4	7.0	4.3	12.3	
	Special mortgages or funding programs for first time buyers, single moms, elders, etc.	%	13.7	10.3	19.7	17.4	8.2	
	Safety/safe environment	%	2.2	3.4	1.4	0.0	4.1	
	Better employment opportunities	%	2.7	3.4	4.2	0.0	2.7	
	Quality homes/good locations	%	2.2	0.0	4.2	4.3	0.0	
	Other	%	4.9	6.9	4.2	6.5	4.1	
	Unsure	%	9.7	17.2	8.5	6.5	9.6	

*Values are based on the proportion an activity represents of all response options (columns add up to 100%).

**Multifrequency tab based on multiple responses

Nanos hosted an open link online survey promoted by NWAC. Three hundred and twenty-six Indigenous Women, Two-Spirit, Transgender and Gender-Diverse individuals, 17 years of age and over, from March 2nd to March 21st, 2023, shared their views.



2023-23339 – Native Women's Association of Canada– NWAC Housing – STAT SHEET – By Community Size

		What is the size of the community in which you live?						
		Canada 2023-03	Rural area, with a population of up to and including 999	Small population centre, with a population of between 1,000 and 29,999	Medium population centre, with a population of between 30,000 and 99,999	Large urban population centre, consisting of a population of 100,000+	Prefer not to answer	
Question 15 - [OPEN] [UP TO 3 MENTIONS]	Total	Total N	229	34	82	42	65	6
What housing configurations or features would help you meet your cultural or gender-based housing needs?	Access to greenspace/ learning about greenspaces	%	12.2	2.9	15.9	16.7	10.8	
	Smudging space	%	3.5	0.0	2.4	4.8	6.2	
	Affordable housing and building supplies/low-income options	%	16.2	20.6	13.4	21.4	12.3	
	Safety/security systems	%	12.7	14.7	15.9	7.1	10.8	
	Housing programs/subsidy/plans/financial support	%	16.6	17.6	17.1	11.9	16.9	
	Housing aid off reserve	%	4.4	2.9	6.1	7.1	1.5	
	Available and accessible transit/traffic issues	%	3.1	2.9	3.7	4.8	1.5	
	Transitional housing	%	0.9	0.0	1.2	0.0	1.5	
	Gender neutral/ inclusive	%	2.6	0.0	2.4	4.8	3.1	
	Close to amenities/access to amenities (groceries, childcare, healthcare, centres)	%	14.4	11.8	19.5	11.9	12.3	
	Space/private space	%	7.4	5.9	3.7	4.8	12.3	
	Indigenous community based	%	9.2	8.8	3.7	16.7	12.3	
	Areas for ceremonies, workshops and cultural practices	%	5.2	0.0	2.4	16.7	4.6	
	Close to family	%	1.7	2.9	0.0	0.0	3.1	
	Multi-family/multi-generation/co-owned units/co-op units	%	4.8	0.0	3.7	4.8	9.2	
	Senior support/elder homes/supportive living	%	3.9	2.9	4.9	4.8	3.1	
	Energy efficient/natural lighting from windows/environmentally friendly	%	3.1	5.9	2.4	4.8	1.5	
	Student housing	%	0.4	0.0	0.0	0.0	1.5	
	Parking	%	0.9	0.0	0.0	0.0	3.1	
	Other	%	3.5	2.9	6.1	2.4	1.5	
Wheelchair/scooter accessible	%	4.4	8.8	6.1	2.4	0.0		
Renovations allowed/upgrade/help with repairs/no needed repairs	%	3.9	5.9	4.9	2.4	1.5		
Creative/art space	%	1.3	2.9	1.2	0.0	1.5		
Smoke traditional meals/smokehouse	%	1.3	0.0	0.0	4.8	1.5		
Family unit and support	%	10.9	17.6	7.3	11.9	12.3		
Single person unit/ no kids unit	%	3.9	5.9	6.1	0.0	1.5		

Nanos hosted an open link online survey promoted by NWAC. Three hundred and twenty-six Indigenous Women, Two-Spirit, Transgender and Gender-Diverse individuals, 17 years of age and over, from March 2nd to March 21st, 2023, shared their views.



2023-23339 – Native Women's Association of Canada– NWAC Housing – STAT SHEET – By Community Size

		What is the size of the community in which you live?					Prefer not to answer
		Canada 2023-03	Rural area, with a population of up to and including 999	Small population centre, with a population of between 1,000 and 29,999	Medium population centre, with a population of between 30,000 and 99,999	Large urban population centre, consisting of a population of 100,000+	
Snow clearing and landscaping services	%	1.3	0.0	3.7	0.0	0.0	
None/nothing	%	1.7	0.0	3.7	0.0	1.5	
Large kitchen space	%	1.3	0.0	0.0	0.0	4.6	
More consideration and respect/culturally appropriate/representation	%	4.4	0.0	3.7	7.1	6.2	
Educated support staff	%	8.3	14.7	6.1	4.8	10.8	
Easier application process/ less requirements	%	1.7	0.0	0.0	7.1	1.5	
Indigenous owned	%	1.3	0.0	0.0	2.4	3.1	
Access to basic resources/appliances	%	5.7	11.8	2.4	7.1	4.6	
Land property/access	%	1.3	2.9	1.2	0.0	1.5	
Storage	%	1.7	2.9	1.2	2.4	1.5	
Availability	%	2.6	2.9	2.4	7.1	0.0	
Rent to own	%	2.2	2.9	2.4	0.0	3.1	
Home ownership	%	1.7	2.9	0.0	0.0	3.1	
Female service providers	%	0.4	0.0	0.0	0.0	1.5	
More bedrooms and washrooms	%	5.2	5.9	7.3	7.1	1.5	
Accept other forms of income for mortgage	%	0.4	0.0	0.0	0.0	1.5	
Quiet and comfortable environment	%	0.9	0.0	1.2	2.4	0.0	
Translation services/interpreter for meetings	%	0.9	0.0	1.2	2.4	0.0	
Membership help	%	0.4	0.0	1.2	0.0	0.0	
Independent landlords	%	0.4	0.0	0.0	2.4	0.0	
2Spirit support/ 2SLGBTQIA programs	%	0.9	0.0	1.2	0.0	1.5	
Culturally focused policies	%	0.9	2.9	1.2	0.0	0.0	
Labour availability	%	0.4	0.0	1.2	0.0	0.0	
Pet friendly	%	0.4	0.0	1.2	0.0	0.0	
Allowed visitors	%	0.4	0.0	1.2	0.0	0.0	
Unsure	%	7.4	2.9	7.3	11.9	7.7	
No answer	%	0.4	0.0	1.2	0.0	0.0	

*Values are based on the percentage of positive responses to a specific response option (columns exceed 100%)

**Multifrequency tab based on multiple responses

Nanos hosted an open link online survey promoted by NWAC. Three hundred and twenty-six Indigenous Women, Two-Spirit, Transgender and Gender-Diverse individuals, 17 years of age and over, from March 2nd to March 21st, 2023, shared their views.

www.nanos.co



2023-23339 – Native Women's Association of Canada– NWAC Housing – STAT SHEET – By Community Size

		What is the size of the community in which you live?						
		Canada 2023-03	Rural area, with a population of up to and including 999	Small population centre, with a population of between 1,000 and 29,999	Medium population centre, with a population of between 30,000 and 99,999	Large urban population centre, consisting of a population of 100,000+	Prefer not to answer	
Question 15 - [OPEN] [UP TO 3 MENTIONS] What housing configurations or features would help you meet your cultural or gender-based housing needs?	Total	Total N	475	67	166	97	132	13
	Access to greenspace/ learning about greenspaces	%	5.9	1.5	7.8	7.2	5.3	
	Smudging space	%	1.7	0.0	1.2	2.1	3.0	
	Affordable housing and building supplies/low income options	%	7.8	10.4	6.6	9.3	6.1	
	Safety/security systems	%	6.1	7.5	7.8	3.1	5.3	
	Housing programs/subsidy/plans/financial support	%	8.0	9.0	8.4	5.2	8.3	
	Housing aid off reserve	%	2.1	1.5	3.0	3.1	0.8	
	Available and accessible transit/traffic issues	%	1.5	1.5	1.8	2.1	0.8	
	Transitional housing	%	0.4	0.0	0.6	0.0	0.8	
	Gender neutral/ inclusive	%	1.3	0.0	1.2	2.1	1.5	
	Close to amenities/access to amenities (groceries, childcare, healthcare, centres)	%	6.9	6.0	9.6	5.2	6.1	
	Space/private space	%	3.6	3.0	1.8	2.1	6.1	
	Indigenous community based	%	4.4	4.5	1.8	7.2	6.1	
	Areas for ceremonies, workshops and cultural practices	%	2.5	0.0	1.2	7.2	2.3	
	Close to family	%	0.8	1.5	0.0	0.0	1.5	
	Multi-family/multi-generation/co-owned units/co-op units	%	2.3	0.0	1.8	2.1	4.5	
	Senior support/elder homes/supportive living	%	1.9	1.5	2.4	2.1	1.5	
	Energy efficient/natural lighting from windows/environmentally friendly	%	1.5	3.0	1.2	2.1	0.8	
	Student housing	%	0.2	0.0	0.0	0.0	0.8	
	Parking	%	0.4	0.0	0.0	0.0	1.5	
	Other	%	1.7	1.5	3.0	1.0	0.8	
	Wheelchair/scooter accessible	%	2.1	4.5	3.0	1.0	0.0	
	Renovations allowed/upgrade/help with repairs/no needed repairs	%	1.9	3.0	2.4	1.0	0.8	
	Creative/art space	%	0.6	1.5	0.6	0.0	0.8	
	Smoke traditional meals/smokehouse	%	0.6	0.0	0.0	2.1	0.8	
	Family unit and support	%	5.3	9.0	3.6	5.2	6.1	
	Single person unit/ no kids unit	%	1.9	3.0	3.0	0.0	0.8	
	Snow clearing and landscaping services	%	0.6	0.0	1.8	0.0	0.0	

Nanos hosted an open link online survey promoted by NWAC. Three hundred and twenty-six Indigenous Women, Two-Spirit, Transgender and Gender-Diverse individuals, 17 years of age and over, from March 2nd to March 21st, 2023, shared their views.



2023-23339 – Native Women's Association of Canada– NWAC Housing – STAT SHEET – By Community Size

		What is the size of the community in which you live?					Prefer not to answer
		Canada 2023-03	Rural area, with a population of up to and including 999	Small population centre, with a population of between 1,000 and 29,999	Medium population centre, with a population of between 30,000 and 99,999	Large urban population centre, consisting of a population of 100,000+	
None/nothing	%	0.8	0.0	1.8	0.0	0.8	
Large kitchen space	%	0.6	0.0	0.0	0.0	2.3	
More consideration and respect/culturally appropriate/representation	%	2.1	0.0	1.8	3.1	3.0	
Educated support staff	%	4.0	7.5	3.0	2.1	5.3	
Easier application process/ less requirements	%	0.8	0.0	0.0	3.1	0.8	
Indigenous owned	%	0.6	0.0	0.0	1.0	1.5	
Access to basic resources/appliances	%	2.7	6.0	1.2	3.1	2.3	
Land property/access	%	0.6	1.5	0.6	0.0	0.8	
Storage	%	0.8	1.5	0.6	1.0	0.8	
Availability	%	1.3	1.5	1.2	3.1	0.0	
Rent to own	%	1.1	1.5	1.2	0.0	1.5	
Home ownership	%	0.8	1.5	0.0	0.0	1.5	
Female service providers	%	0.2	0.0	0.0	0.0	0.8	
More bedrooms and washrooms	%	2.5	3.0	3.6	3.1	0.8	
Accept other forms of income for mortgage	%	0.2	0.0	0.0	0.0	0.8	
Quiet and comfortable environment	%	0.4	0.0	0.6	1.0	0.0	
Translation services/interpreter for meetings	%	0.4	0.0	0.6	1.0	0.0	
Membership help	%	0.2	0.0	0.6	0.0	0.0	
Independent landlords	%	0.2	0.0	0.0	1.0	0.0	
2Spirit support/ 2SLGBTQIA programs	%	0.4	0.0	0.6	0.0	0.8	
Culturally focused policies	%	0.4	1.5	0.6	0.0	0.0	
Labour availability	%	0.2	0.0	0.6	0.0	0.0	
Pet friendly	%	0.2	0.0	0.6	0.0	0.0	
Allowed visitors	%	0.2	0.0	0.6	0.0	0.0	
Unsure	%	3.6	1.5	3.6	5.2	3.8	
No answer	%	0.2	0.0	0.6	0.0	0.0	

*Values are based on the proportion an activity represents of all response options (columns add up to 100%).

**Multifrequency tab based on multiple responses

Nanos hosted an open link online survey promoted by NWAC. Three hundred and twenty-six Indigenous Women, Two-Spirit, Transgender and Gender-Diverse individuals, 17 years of age and over, from March 2nd to March 21st, 2023, shared their views.

www.nanos.co



2023-23339 – Native Women's Association of Canada– NWAC Housing – STAT SHEET – By Community Size

Have you heard or have you not heard of the following: [RANDOMIZE]

			What is the size of the community in which you live?					
				Rural area, with a population of up to and including 999	Small population centre, with a population of between 1,000 and 29,999	Medium population centre, with a population of between 30,000 and 99,999	Large urban population centre, consisting of a population of 100,000+	Prefer not to answer
Canada 2023-03								
Question 16 - First Nations On-Reserve Housing Program	Total	Total N	324	48	113	62	92	9
	Heard	%	38.0	33.3	43.4	38.7	34.8	
	Not Heard	%	54.6	60.4	44.2	59.7	59.8	
	Unsure	%	7.4	6.3	12.4	1.6	5.4	

Have you heard or have you not heard of the following: [RANDOMIZE]

			What is the size of the community in which you live?					
				Rural area, with a population of up to and including 999	Small population centre, with a population of between 1,000 and 29,999	Medium population centre, with a population of between 30,000 and 99,999	Large urban population centre, consisting of a population of 100,000+	Prefer not to answer
Canada 2023-03								
Question 17 - The On-Reserve Non-Profit Housing Program (Section 95)	Total	Total N	324	48	113	62	92	9
	Heard	%	13.9	12.5	18.6	14.5	9.8	
	Not Heard	%	79.3	81.3	69.9	79.0	89.1	
	Unsure	%	6.8	6.3	11.5	6.5	1.1	

Nanos hosted an open link online survey promoted by NWAC. Three hundred and twenty-six Indigenous Women, Two-Spirit, Transgender and Gender-Diverse individuals, 17 years of age and over, from March 2nd to March 21st, 2023, shared their views.



2023-23339 – Native Women's Association of Canada– NWAC Housing – STAT SHEET – By Community Size

Have you heard or have you not heard of the following: [RANDOMIZE]

			What is the size of the community in which you live?					
			Canada 2023-03	Rural area, with a population of up to and including 999	Small population centre, with a population of between 1,000 and 29,999	Medium population centre, with a population of between 30,000 and 99,999	Large urban population centre, consisting of a population of 100,000+	Prefer not to answer
Question 18 - The Residential Rehabilitation Assistance Program (RRAP)	Total	Total N	324	48	113	62	92	9
	Heard	%	20.7	22.9	23.0	25.8	13.0	
	Not Heard	%	75.3	72.9	69.9	74.2	83.7	
	Unsure	%	4.0	4.2	7.1	0.0	3.3	

			What is the size of the community in which you live?					
			Canada 2023-03	Rural area, with a population of up to and including 999	Small population centre, with a population of between 1,000 and 29,999	Medium population centre, with a population of between 30,000 and 99,999	Large urban population centre, consisting of a population of 100,000+	Prefer not to answer
Question 19 - Do you think your community should have a large role, a somewhat large role, a somewhat small role, a small role, or no role in informing housing policy?	Total	Total N	324	48	113	62	92	9
	Large role	%	45.4	43.8	45.1	40.3	46.7	
	Somewhat large role	%	38.9	31.3	37.2	41.9	45.7	
	Somewhat small role	%	4.3	8.3	7.1	1.6	1.1	
	Small role	%	3.1	6.3	2.7	3.2	2.2	
	No role	%	2.8	2.1	5.3	3.2	0.0	
	Unsure	%	5.6	8.3	2.7	9.7	4.3	

Nanos hosted an open link online survey promoted by NWAC. Three hundred and twenty-six Indigenous Women, Two-Spirit, Transgender and Gender-Diverse individuals, 17 years of age and over, from March 2nd to March 21st, 2023, shared their views.



2023-23339 – Native Women's Association of Canada– NWAC Housing – STAT SHEET – By Community Size

			What is the size of the community in which you live?					
			Canada 2023-03	Rural area, with a population of up to and including 999	Small population centre, with a population of between 1,000 and 29,999	Medium population centre, with a population of between 30,000 and 99,999	Large urban population centre, consisting of a population of 100,000+	Prefer not to answer
Question 20 - Prior to today, had you heard or not heard of the Urban, Rural and Northern Housing Strategy?	Total	Total N	324	48	113	62	92	9
	Heard	%	13.3	12.5	13.3	14.5	14.1	
	Not Heard	%	79.3	83.3	75.2	79.0	81.5	
	Unsure	%	7.4	4.2	11.5	6.5	4.3	

Nanos hosted an open link online survey promoted by NWAC. Three hundred and twenty-six Indigenous Women, Two-Spirit, Transgender and Gender-Diverse individuals, 17 years of age and over, from March 2nd to March 21st, 2023, shared their views.



2023-23339 – Native Women's Association of Canada– NWAC Housing – STAT SHEET – By Community Size

		What is the size of the community in which you live?						
		Canada 2023-03	Rural area, with a population of up to and including 999	Small population centre, with a population of between 1,000 and 29,999	Medium population centre, with a population of between 30,000 and 99,999	Large urban population centre, consisting of a population of 100,000+	Prefer not to answer	
Question 21 - What should be the top priorities that are considered when developing a housing strategy for Urban, Rural and Northern Indigenous communities? [OPEN]	Total	Total N	284	40	95	57	84	8
	Safety	%	11.3	12.5	13.7	8.8	9.5	
	Location / proximity to essentials	%	20.4	20.0	17.9	19.3	23.8	
	Affordability	%	31.0	35.0	27.4	36.8	29.8	
	Supporting the community/those in need	%	12.3	7.5	13.7	10.5	14.3	
	Clean Water	%	5.3	2.5	4.2	5.3	7.1	
	Sustainability/environmental awareness	%	3.2	5.0	2.1	1.8	4.8	
	Homelessness / shelters / Transitional Housing	%	6.7	7.5	4.2	12.3	4.8	
	More public information	%	3.5	7.5	2.1	1.8	4.8	
	Listening to indigenous voices	%	9.9	12.5	7.4	15.8	7.1	
	Accessibility	%	10.9	2.5	10.5	12.3	15.5	
	Cater to individual needs	%	6.0	5.0	7.4	3.5	6.0	
	Help those outside of land claim areas/off reserve/in urban areas	%	6.7	0.0	9.5	5.3	8.3	
	Improve housing / More housing	%	14.4	17.5	16.8	7.0	15.5	
	Job opportunities nearby	%	1.4	0.0	1.1	1.8	2.4	
	Home ownership programs	%	5.3	7.5	5.3	5.3	4.8	
	Helping families/large families/multi-generational homes	%	9.5	20.0	8.4	3.5	8.3	
	Promoting indigenous culture	%	6.7	5.0	4.2	8.8	9.5	
	Other	%	0.7	0.0	2.1	0.0	0.0	
	Unsure	%	2.1	0.0	3.2	5.3	0.0	

*Values are based on the percentage of positive responses to a specific response option (columns exceed 100%)

**Multifrequency tab based on multiple responses

Nanos hosted an open link online survey promoted by NWAC. Three hundred and twenty-six Indigenous Women, Two-Spirit, Transgender and Gender-Diverse individuals, 17 years of age and over, from March 2nd to March 21st, 2023, shared their views.

www.nanos.co



2023-23339 – Native Women's Association of Canada– NWAC Housing – STAT SHEET – By Community Size

			What is the size of the community in which you live?					
			Canada 2023-03	Rural area, with a population of up to and including 999	Small population centre, with a population of between 1,000 and 29,999	Medium population centre, with a population of between 30,000 and 99,999	Large urban population centre, consisting of a population of 100,000+	Prefer not to answer
Question 21 - What should be the top priorities that are considered when developing a housing strategy for Urban, Rural and Northern Indigenous communities? [OPEN]	Total	Total N	475	67	153	94	148	13
	Safety	%	6.7	7.5	8.5	5.3	5.4	
	Location / proximity to essentials	%	12.2	11.9	11.1	11.7	13.5	
	Affordability	%	18.5	20.9	17.0	22.3	16.9	
	Supporting the community/those in need	%	7.4	4.5	8.5	6.4	8.1	
	Clean Water	%	3.2	1.5	2.6	3.2	4.1	
	Sustainability/environmental awareness	%	1.9	3.0	1.3	1.1	2.7	
	Homelessness / shelters / Transitional Housing	%	4.0	4.5	2.6	7.4	2.7	
	More public information	%	2.1	4.5	1.3	1.1	2.7	
	Listening to indigenous voices	%	5.9	7.5	4.6	9.6	4.1	
	Accessibility	%	6.5	1.5	6.5	7.4	8.8	
	Cater to individual needs	%	3.6	3.0	4.6	2.1	3.4	
	Help those outside of land claim areas/off reserve/in urban areas	%	4.0	0.0	5.9	3.2	4.7	
	Improve housing / More housing	%	8.6	10.4	10.5	4.3	8.8	
	Job opportunities nearby	%	0.8	0.0	0.7	1.1	1.4	
	Home ownership programs	%	3.2	4.5	3.3	3.2	2.7	
	Helping families/large families/multi-generational homes	%	5.7	11.9	5.2	2.1	4.7	
	Promoting indigenous culture	%	4.0	3.0	2.6	5.3	5.4	
	Other	%	0.4	0.0	1.3	0.0	0.0	
	Unsure	%	1.3	0.0	2.0	3.2	0.0	

*Values are based on the proportion an activity represents of all response options (columns add up to 100%).

**Multifrequency tab based on multiple responses

Nanos hosted an open link online survey promoted by NWAC. Three hundred and twenty-six Indigenous Women, Two-Spirit, Transgender and Gender-Diverse individuals, 17 years of age and over, from March 2nd to March 21st, 2023, shared their views.



2023-23339 – Native Women's Association of Canada– NWAC Housing – STAT SHEET – By Community Size

			What is the size of the community in which you live?					
			Canada 2023-03	Rural area, with a population of up to and including 999	Small population centre, with a population of between 1,000 and 29,999	Medium population centre, with a population of between 30,000 and 99,999	Large urban population centre, consisting of a population of 100,000+	Prefer not to answer
Question 22 - How can other stakeholders, such as developers, policy makers and regulators, best work with Indigenous communities to develop solutions for culturally appropriate, accessible, affordable, sustainable housing in Urban, Rural and Northern Indigenous communities? [OPEN]	Total	Total N	256	38	83	52	76	7
	Ask and listen to them/community engagement	%	54.3	44.7	50.6	53.8	64.5	
	Work with Indigenous people/take action	%	9.8	13.2	10.8	7.7	9.2	
	More funding/give back to the community/programs for more access to housing	%	9.0	10.5	8.4	5.8	9.2	
	Being welcoming/inclusive	%	3.1	2.6	4.8	5.8	0.0	
	Create more/better housing spaces	%	9.8	7.9	12.0	11.5	6.6	
	Tailor strategies for each area/understand different needs	%	8.2	7.9	9.6	13.5	3.9	
	Environmentally responsible	%	1.2	7.9	0.0	0.0	0.0	
	Access to services (schools, hospital, etc.)	%	2.0	0.0	2.4	0.0	3.9	
	Other	%	5.1	2.6	4.8	7.7	2.6	
	Unsure	%	5.1	5.3	3.6	5.8	6.6	
	No answer	%	0.8	2.6	1.2	0.0	0.0	

*Values are based on the percentage of positive responses to a specific response option (columns exceed 100%)

**Multifrequency tab based on multiple responses

Nanos hosted an open link online survey promoted by NWAC. Three hundred and twenty-six Indigenous Women, Two-Spirit, Transgender and Gender-Diverse individuals, 17 years of age and over, from March 2nd to March 21st, 2023, shared their views.



2023-23339 – Native Women's Association of Canada– NWAC Housing – STAT SHEET – By Community Size

			What is the size of the community in which you live?					
			Canada 2023-03	Rural area, with a population of up to and including 999	Small population centre, with a population of between 1,000 and 29,999	Medium population centre, with a population of between 30,000 and 99,999	Large urban population centre, consisting of a population of 100,000+	Prefer not to answer
Question 22 - How can other stakeholders, such as developers, policy makers and regulators, best work with Indigenous communities to develop solutions for culturally appropriate, accessible, affordable, sustainable housing in Urban, Rural and Northern Indigenous communities? [OPEN]	Total	Total N	277	40	90	58	81	8
	Ask and listen to them/community engagement	%	50.2	42.5	46.7	48.3	60.5	
	Work with Indigenous people/take action	%	9.0	12.5	10.0	6.9	8.6	
	More funding/give back to the community/programs for more access to housing	%	8.3	10.0	7.8	5.2	8.6	
	Being welcoming/inclusive	%	2.9	2.5	4.4	5.2	0.0	
	Create more/better housing spaces	%	9.0	7.5	11.1	10.3	6.2	
	Tailor strategies for each area/understand different needs	%	7.6	7.5	8.9	12.1	3.7	
	Environmentally responsible	%	1.1	7.5	0.0	0.0	0.0	
	Access to services (schools, hospital, etc.)	%	1.8	0.0	2.2	0.0	3.7	
	Other	%	4.7	2.5	4.4	6.9	2.5	
	Unsure	%	4.7	5.0	3.3	5.2	6.2	
	No answer	%	0.7	2.5	1.1	0.0	0.0	

*Values are based on the proportion an activity represents of all response options (columns add up to 100%).

**Multifrequency tab based on multiple responses

Nanos hosted an open link online survey promoted by NWAC. Three hundred and twenty-six Indigenous Women, Two-Spirit, Transgender and Gender-Diverse individuals, 17 years of age and over, from March 2nd to March 21st, 2023, shared their views.



2023-23339 – Native Women's Association of Canada– NWAC Housing – STAT SHEET – By Community Size

			What is the size of the community in which you live?					
			Canada 2023-03	Rural area, with a population of up to and including 999	Small population centre, with a population of between 1,000 and 29,999	Medium population centre, with a population of between 30,000 and 99,999	Large urban population centre, consisting of a population of 100,000+	Prefer not to answer
Question 23 - What organizations or groups should be involved in developing solutions for culturally appropriate, accessible, affordable, sustainable housing in Urban, Rural and Northern Indigenous communities? [OPEN]	Total	Total N	252	42	83	48	72	7
	The provincial government	%	4.8	9.5	3.6	2.1	2.8	
	The municipal government	%	4.8	4.8	7.2	4.2	2.8	
	Band councils/ Elders	%	25.0	28.6	27.7	18.8	20.8	
	Non-profits	%	5.6	0.0	8.4	6.3	5.6	
	The local community/ Indigenous people in those communities	%	22.6	19.0	22.9	29.2	22.2	
	Developers/contractors	%	2.0	4.8	2.4	0.0	1.4	
	Federal government	%	3.6	7.1	4.8	0.0	1.4	
	Indigenous groups (unspecified)	%	17.5	16.7	15.7	18.8	20.8	
	Government (unspecified)	%	4.0	2.4	3.6	4.2	5.6	
	NWAC	%	4.4	0.0	2.4	10.4	5.6	
	Friendship Centres	%	13.5	11.9	8.4	22.9	15.3	
	Indigenous housing organizations (i.e. Aboriginal Housing Society (AHS))	%	8.7	2.4	3.6	12.5	13.9	
	Financial institutions (i.e. banks)	%	1.2	0.0	2.4	0.0	1.4	
	Everyone	%	8.3	7.1	8.4	12.5	6.9	
	Women's groups	%	1.6	0.0	2.4	4.2	0.0	
	Social workers/ health organizations	%	6.3	2.4	7.2	4.2	9.7	
	Organizations that focus on urban Indigenous communities/housing/needs	%	2.0	2.4	3.6	0.0	1.4	
	Youth/family groups	%	2.4	4.8	1.2	6.3	0.0	
	Other	%	4.8	7.1	6.0	2.1	4.2	
	Unsure	%	7.9	14.3	8.4	6.3	5.6	

*Values are based on the percentage of positive responses to a specific response option (columns exceed 100%)

**Multifrequency tab based on multiple responses

Nanos hosted an open link online survey promoted by NWAC. Three hundred and twenty-six Indigenous Women, Two-Spirit, Transgender and Gender-Diverse individuals, 17 years of age and over, from March 2nd to March 21st, 2023, shared their views.

www.nanos.co



2023-23339 – Native Women's Association of Canada– NWAC Housing – STAT SHEET – By Community Size

			What is the size of the community in which you live?					
			Canada 2023-03	Rural area, with a population of up to and including 999	Small population centre, with a population of between 1,000 and 29,999	Medium population centre, with a population of between 30,000 and 99,999	Large urban population centre, consisting of a population of 100,000+	Prefer not to answer
Question 23 - What organizations or groups should be involved in developing solutions for culturally appropriate, accessible, affordable, sustainable housing in Urban, Rural and Northern Indigenous communities? [OPEN]	Total	Total N	380	61	125	79	106	9
	The provincial government	%	3.2	6.6	2.4	1.3	1.9	
	The municipal government	%	3.2	3.3	4.8	2.5	1.9	
	Band councils/ Elders	%	16.6	19.7	18.4	11.4	14.2	
	Non-profits	%	3.7	0.0	5.6	3.8	3.8	
	The local community/ Indigenous people in those communities	%	15.0	13.1	15.2	17.7	15.1	
	Developers/contractors	%	1.3	3.3	1.6	0.0	0.9	
	Federal government	%	2.4	4.9	3.2	0.0	0.9	
	Indigenous groups (unspecified)	%	11.6	11.5	10.4	11.4	14.2	
	Government (unspecified)	%	2.6	1.6	2.4	2.5	3.8	
	NWAC	%	2.9	0.0	1.6	6.3	3.8	
	Friendship Centres	%	8.9	8.2	5.6	13.9	10.4	
	Indigenous housing organizations (i.e. Aboriginal Housing Society (AHS))	%	5.8	1.6	2.4	7.6	9.4	
	Financial institutions (i.e. banks)	%	0.8	0.0	1.6	0.0	0.9	
	Everyone	%	5.5	4.9	5.6	7.6	4.7	
	Women's groups	%	1.1	0.0	1.6	2.5	0.0	
	Social workers/ health organizations	%	4.2	1.6	4.8	2.5	6.6	
	Organizations that focus on urban Indigenous communities/housing/needs	%	1.3	1.6	2.4	0.0	0.9	
	Youth/family groups	%	1.6	3.3	0.8	3.8	0.0	
	Other	%	3.2	4.9	4.0	1.3	2.8	
	Unsure	%	5.3	9.8	5.6	3.8	3.8	

*Values are based on the proportion an activity represents of all response options (columns add up to 100%).

**Multifrequency tab based on multiple responses

Nanos hosted an open link online survey promoted by NWAC. Three hundred and twenty-six Indigenous Women, Two-Spirit, Transgender and Gender-Diverse individuals, 17 years of age and over, from March 2nd to March 21st, 2023, shared their views.