



Support for cutting ties with British monarchy on the rise since May 2022 with about three in five Canadians who support/somewhat support this.



Nanos was retained by the Globe and Mail to conduct research among Canadians to gauge their views on whether it is a good time to open the constitution and discuss cutting ties with the British monarchy, as well as their support for potential outcomes between Canada and the British monarchy, including withdrawing from the Commonwealth, new Canadians having to swear an Oath of allegiance to the Monarch and updating the portraits of Monarch in official buildings. Finally, views were gauged on whether King Charles III would make a better job than Queen Elizabeth II as Canada's Monarch.

Nanos conducted an RDD dual frame (land- and cell-lines) hybrid telephone and online random survey of 1,080 Canadians, 18 years of age or older, between April 30<sup>th</sup> and May 3<sup>rd</sup>, 2023, as part of an omnibus survey.

This study was commissioned by the Globe and Mail and the research was conducted by Nanos Research.

# Key Findings



## BEST TIME TO DISCUSS CUTTING TIES WITH THE BRITISH MONARCHY

There has been a noticeable increase in the proportion of Canadians who say it is a [very good \(33%\)](#) or [good \(17%\)](#) time for Canada to open the constitution and discuss cutting ties with the British monarchy to chart a different path forward for Canada compared to the previous waves in May 2022 ([24% very good, 15% good](#)) and October 2022 ([28% very good, 16% good](#)). Residents of Quebec are most likely to say it is a very good time ([51%](#)).



## SUPPORT FOR CUTTING TIES WITH BRITISH MONARCHY ON THE RISE

About three in five Canadians [support \(36%\)](#) or [somewhat support \(20%\)](#) Canada cutting ties with the monarchy and having the prime minister become both the head of the government and the head of state, replacing the Governor General who is the representative of the Canadian monarch, which is a noticeable increase from the previous waves in October ([27% support, 17% somewhat support](#)) and May 2022 ([28% support, 15% somewhat support](#)).



## PERFORMANCE OF KING CHARLES III COMPARED TO QUEEN ELIZABETH II

About one in two Canadians say that King Charles III will do a [worse \(25%\)](#) or [somewhat worse \(22%\)](#) job compared to Queen Elizabeth II, followed by two in five who say he will do [about the same job \(39%\)](#). Only three per cent said the King will do [a somewhat better job \(3%\)](#), while [10 per cent](#) were unsure. Residents of the Prairies are most likely to say that he will do a worse job ([33%](#)).

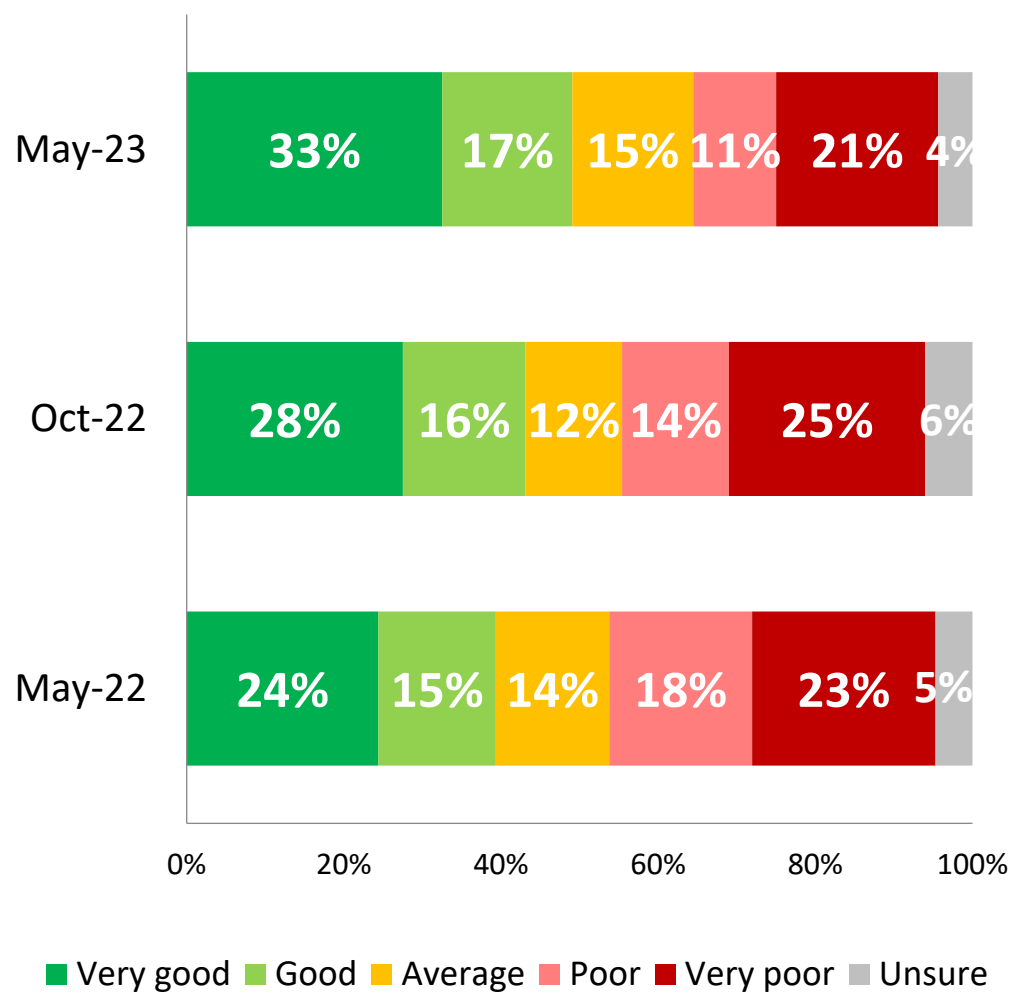


## CANADIANS SPLIT ON ACTIONS HONORING CANADA'S MONARCH

Canadians are split on whether they support or oppose new Canadians having to swear an Oath of Allegiance to Canada's monarch during citizenship ceremonies ([45% support/somewhat support, 49% oppose/somewhat oppose](#)) and updating portraits of Canada's monarch in government buildings, schools and other federal and provincial buildings ([46% support/somewhat support, 47% oppose/somewhat oppose](#)).



# Best time to open the constitution and discussing cutting ties with British monarchy



**1 in 3** Canadians

say that now is a very good (33%) time for Canada to open the constitution and discuss cutting ties with the British monarchy to chart a different path forward for Canada. Another 17 per cent say it is a good time (17%).

\*Weighted to the true population proportion.

\*Charts may not add up to 100 due to rounding.

Q – Would you say that now is a very good, good, average, poor or very poor time for Canada to open the constitution and discuss cutting ties with the British monarchy to chart a different path forward for Canada?

Source: Nanos Research, RDD dual frame hybrid telephone and online random survey, April 30<sup>th</sup> to May 3<sup>rd</sup>, 2023, n=1,080, accurate 3.0 percentage points plus or minus, 19 times out of 20.

THE GLOBE AND MAIL\*



# Best time to open the constitution and discussing cutting ties with British monarchy – By demographics

Q – Would you say that now is a very good, good, average, poor or very poor time for Canada to open the constitution and discuss cutting ties with the British monarchy to chart a different path forward for Canada?

Very good/good time				
Atlantic (n=105)	Quebec (n=213)	Ontario (n=380)	Prairies (n=217)	BC (n=165)
<b>42.7%</b>	<b>66.8%</b>	<b>41.3%</b>	<b>50.9%</b>	<b>42.0%</b>
Men (n=552)	Women (n=520)	18 to 34 (n=237)	35 to 54 (n=383)	55 plus (n=460)
<b>51.7%</b>	<b>46.7%</b>	<b>51.3%</b>	<b>48.3%</b>	<b>48.3%</b>
Very poor/poor time				
Atlantic (n=105)	Quebec (n=213)	Ontario (n=380)	Prairies (n=217)	BC (n=165)
<b>35.8%</b>	<b>18.4%</b>	<b>39.3%</b>	<b>26.0%</b>	<b>33.9%</b>
Men (n=552)	Women (n=520)	18 to 34 (n=237)	35 to 54 (n=383)	55 plus (n=460)
<b>29.8%</b>	<b>32.3%</b>	<b>25.1%</b>	<b>32.2%</b>	<b>34.3%</b>

Source: Nanos Research, RDD dual frame hybrid telephone and online random survey, April 30<sup>th</sup> to May 3<sup>rd</sup>, 2023, n=1,080, accurate 3.0 percentage points plus or minus, 19 times out of 20.

Canadians are more likely to support Canada cutting ties with the monarchy and having the prime minister become both the head of the government and the head of state (36%) compared to new Canadians having to swear an Oath of Allegiance to Canada's monarch during citizenship ceremonies (25%) and updating portraits of Canada's monarch in government buildings, schools and other federal and provincial buildings (22%).

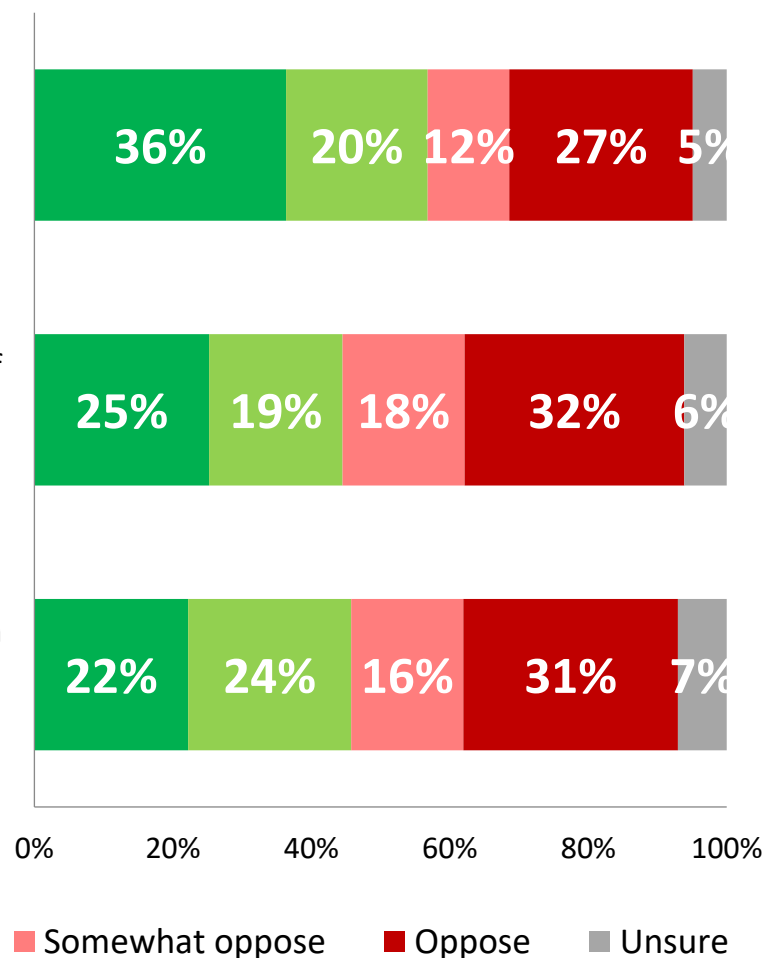
Q – Do you support, somewhat support, somewhat oppose or oppose the following: [RANDOMIZE]

## Support for outcomes between Canada and the British monarchy

Canada cutting ties with the monarchy and having the prime minister become both the head of the government and the head of state, replacing the Governor General who is the representative of the Canadian monarch.

New Canadians having to swear an Oath of Allegiance to Canada's monarch during citizenship ceremonies

Updating portraits of Canada's monarch in government buildings, schools and other federal and provincial buildings



\*Weighted to the true population proportion.

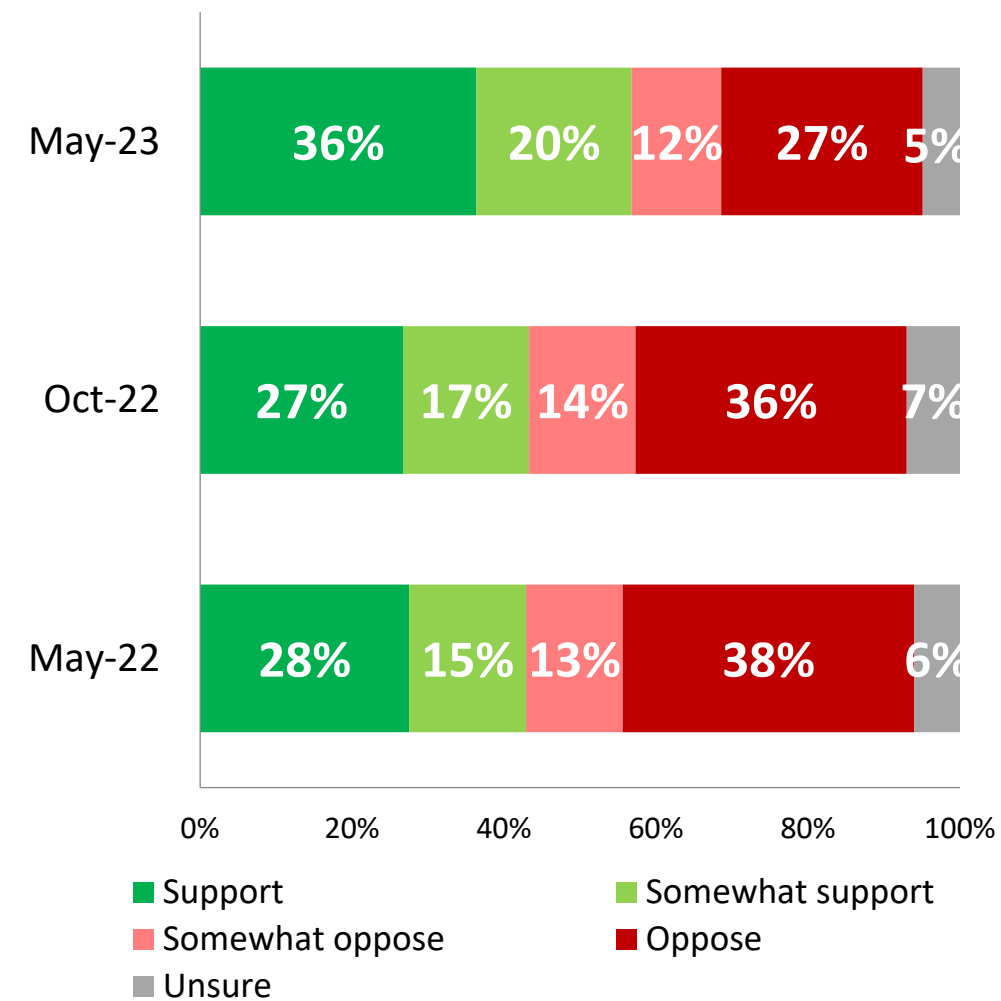
\*Charts may not add up to 100 due to rounding.

Source: Nanos Research, RDD dual frame hybrid telephone and online random survey, April 30<sup>th</sup> to May 3<sup>rd</sup>, 2023, n=1,080, accurate 3.0 percentage points plus or minus, 19 times out of 20.

# Support for Canada cutting ties with Monarchy

About **3 in 5** Canadians

support (36%) or somewhat support (20%) Canada cutting ties with the monarchy and having the prime minister become both the head of the government and the head of state, replacing the Governor General who is the representative of the Canadian monarch. There is a noticeable increase in the proportion of Canadians who support (36%) this compared to the previous waves in October (27%) and May 2022 (28%).



\*Weighted to the true population proportion.

\*Charts may not add up to 100 due to rounding.

Q – Do you support, somewhat support, somewhat oppose or oppose the following: [RANDOMIZE] **Canada cutting ties with the monarchy and having the prime minister become both the head of the government and the head of state, replacing the Governor General who is the representative of the Canadian monarch.**

Source: Nanos Research, RDD dual frame hybrid telephone and online random survey, April 30<sup>th</sup> to May 3<sup>rd</sup>, 2023, n=1,080, accurate 3.0 percentage points plus or minus, 19 times out of 20.

THE GLOBE AND MAIL\*



# Support for Canada withdrawing from the Commonwealth – By demographics

Q – Do you support, somewhat support, somewhat oppose or oppose the following: [RANDOMIZE] **Canada cutting ties with the monarchy and having the prime minister become both the head of the government and the head of state, replacing the Governor General who is the representative of the Canadian monarch.**

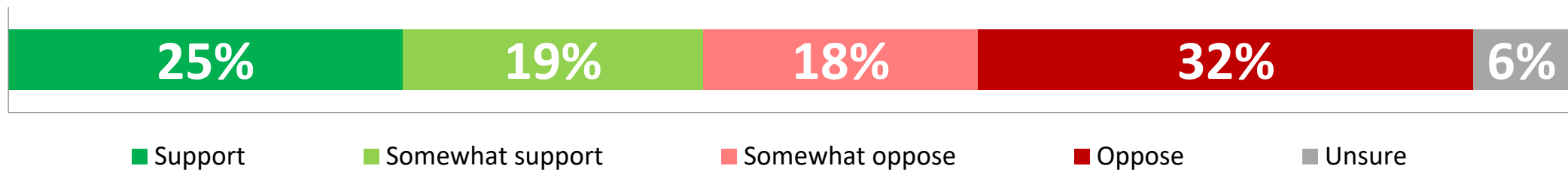
Support/ Somewhat support				
Atlantic (n=105)	Quebec (n=213)	Ontario (n=380)	Prairies (n=217)	BC (n=165)
<b>45.9%</b>	<b>80.3%</b>	<b>48.7%</b>	<b>53.7%</b>	<b>49.5%</b>
Men (n=552)	Women (n=520)	18 to 34 (n=237)	35 to 54 (n=383)	55 plus (n=460)
<b>60.0%</b>	<b>54.0%</b>	<b>61.4%</b>	<b>56.9%</b>	<b>53.7%</b>
Oppose/ Somewhat oppose				
Atlantic (n=105)	Quebec (n=213)	Ontario (n=380)	Prairies (n=217)	BC (n=165)
<b>45.8%</b>	<b>16.5%</b>	<b>45.1%</b>	<b>42.1%</b>	<b>47.1%</b>
Men (n=552)	Women (n=520)	18 to 34 (n=237)	35 to 54 (n=383)	55 plus (n=460)
<b>36.2%</b>	<b>40.1%</b>	<b>33.4%</b>	<b>38.5%</b>	<b>41.4%</b>

Source: Nanos Research, RDD dual frame hybrid telephone and online random survey, April 30<sup>th</sup> to May 3<sup>rd</sup>, 2023, n=1,080, accurate 3.0 percentage points plus or minus, 19 times out of 20.



# Support for new Canadians having to swear Oath of Allegiance to Canada's monarch

Q – Do you support, somewhat support, somewhat oppose or oppose the following: [RANDOMIZE] **New Canadians having to swear an Oath of Allegiance to Canada's monarch during citizenship ceremonies**



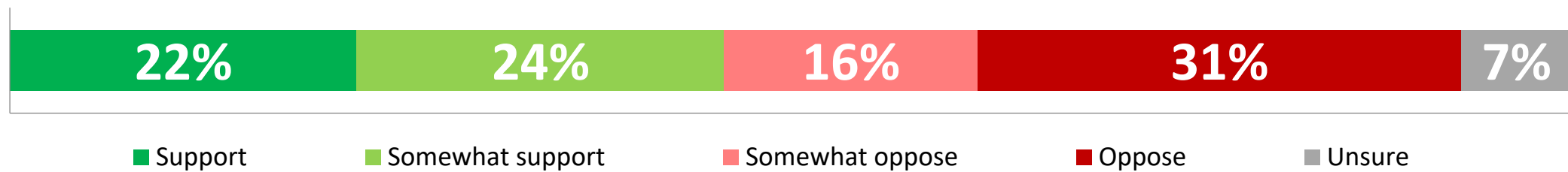
Support/Somewhat support	Atlantic	Quebec	Ontario	Prairies	BC
	(n=105)	(n=213)	(n=380)	(n=217)	(n=165)
	<b>48.5%</b>	<b>20.4%</b>	<b>50.7%</b>	<b>54.3%</b>	<b>52.9%</b>
	Men	Women	18 to 34	35 to 54	55 plus
	(n=552)	(n=520)	(n=237)	(n=383)	(n=460)
	<b>45.6%</b>	<b>43.5%</b>	<b>40.9%</b>	<b>45.9%</b>	<b>45.8%</b>

Oppose/Somewhat oppose	Atlantic	Quebec	Ontario	Prairies	BC
	(n=105)	(n=213)	(n=380)	(n=217)	(n=165)
	<b>41.5%</b>	<b>73.8%</b>	<b>42.7%</b>	<b>38.9%</b>	<b>44.2%</b>
	Men	Women	18 to 34	35 to 54	55 plus
	(n=552)	(n=520)	(n=237)	(n=383)	(n=460)
	<b>50.3%</b>	<b>48.4%</b>	<b>49.9%</b>	<b>49.8%</b>	<b>48.6%</b>

\*Weighted to the true population proportion.  
 \*Charts may not add up to 100 due to rounding.

# Support for updating portraits of Canada's monarch

Q – Do you support, somewhat support, somewhat oppose or oppose the following: [RANDOMIZE] **Updating portraits of Canada's monarch in government buildings, schools and other federal and provincial buildings**



Support/Somewhat support	Atlantic	Quebec	Ontario	Prairies	BC
	(n=105)	(n=213)	(n=380)	(n=217)	(n=165)
	<b>58.7%</b>	<b>21.3%</b>	<b>52.3%</b>	<b>51.0%</b>	<b>55.3%</b>
	Men	Women	18 to 34	35 to 54	55 plus
(n=552)	(n=520)	(n=237)	(n=383)	(n=460)	
<b>49.3%</b>	<b>42.6%</b>	<b>45.5%</b>	<b>44.9%</b>	<b>46.6%</b>	

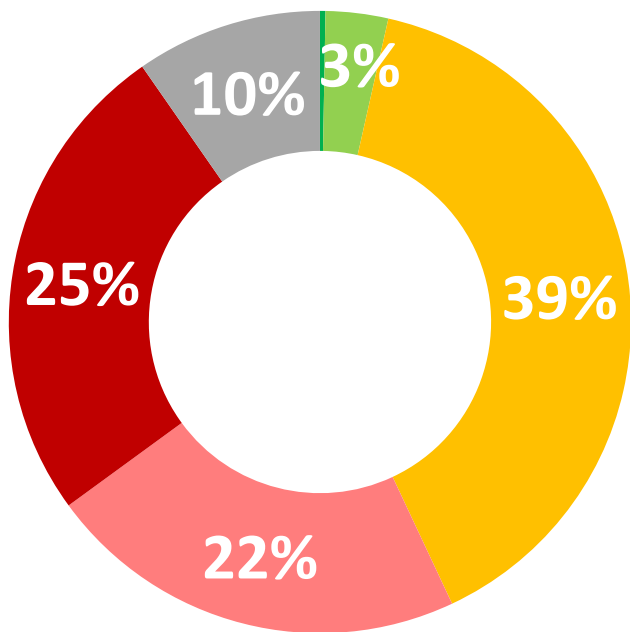
Oppose/Somewhat oppose	Atlantic	Quebec	Ontario	Prairies	BC
	(n=105)	(n=213)	(n=380)	(n=217)	(n=165)
	<b>32.9%</b>	<b>69.0%</b>	<b>41.2%</b>	<b>42.6%</b>	<b>40.3%</b>
	Men	Women	18 to 34	35 to 54	55 plus
(n=552)	(n=520)	(n=237)	(n=383)	(n=460)	
<b>44.0%</b>	<b>50.2%</b>	<b>44.3%</b>	<b>49.5%</b>	<b>47.3%</b>	

\*Weighted to the true population proportion.

\*Charts may not add up to 100 due to rounding.

Source: Nanos Research, RDD dual frame hybrid telephone and online random survey, April 30<sup>th</sup> to May 3<sup>rd</sup>, 2023, n=1,080, accurate 3.0 percentage points plus or minus, 19 times out of 20.

# Impressions of King Charles III compared to Queen Elizabeth II



- Better
- About the same
- Worse
- Somewhat better
- Somewhat worse
- Unsure

	Atlantic (n=105)	Quebec (n=213)	Ontario (n=380)	Prairies (n=217)	BC (n=165)
About the same	<b>39.7%</b>	<b>41.2%</b>	<b>42.2%</b>	<b>34.8%</b>	<b>34.8%</b>
	Men (n=552)	Women (n=520)	18 to 34 (n=237)	35 to 54 (n=383)	55 plus (n=460)
	<b>40.0%</b>	<b>39.3%</b>	<b>43.0%</b>	<b>39.6%</b>	<b>37.1%</b>
Worse/somewhat worse	<b>43.3%</b>	<b>45.8%</b>	<b>45.2%</b>	<b>54.7%</b>	<b>48.2%</b>
	Men (n=552)	Women (n=520)	18 to 34 (n=237)	35 to 54 (n=383)	55 plus (n=460)
	<b>48.6%</b>	<b>46.0%</b>	<b>43.9%</b>	<b>46.3%</b>	<b>50.3%</b>

\*Weighted to the true population proportion.  
 \*Charts may not add up to 100 due to rounding.

Q – Do you think that King Charles III will do a better, somewhat better, about the same, somewhat worse, or worse job as Canada’s monarch compared to Queen Elizabeth II?

Source: Nanos Research, RDD dual frame hybrid telephone and online random survey, April 30<sup>th</sup> to May 3<sup>rd</sup>, 2023, n=1,080, accurate 3.0 percentage points plus or minus, 19 times out of 20.

Nanos conducted an RDD dual frame (land- and cell-lines) hybrid telephone and online random survey of 1,080 Canadians, 18 years of age or older, between April 30<sup>th</sup> and May 3<sup>rd</sup>, 2023 as part of an omnibus survey. Participants were randomly recruited by telephone using live agents and administered a survey online. The sample included both land- and cell-lines across Canada. The results were statistically checked and weighted by age and gender using the latest Census information and the sample is geographically stratified to be representative of Canada.

Individuals randomly called using random digit dialling with a maximum of five call backs.

The margin of error for this survey is  $\pm 3.0$  percentage points, 19 times out of 20.

This study was commissioned by the Globe and Mail and the research was conducted by Nanos Research.

Note: Charts may not add up to 100 due to rounding





Element	Description	Element	Description
Research sponsor	The Globe and Mail	Weighting of Data	The results were weighted by age and gender using the latest Census information (2021) and the sample is geographically stratified to ensure a distribution across all regions of Canada. See tables for full weighting disclosure
Population and Final Sample Size	1,080 Randomly selected individuals.	Screening	Screening ensured potential respondents did not work in the market research industry, in the advertising industry, in the media or a political party prior to administering the survey to ensure the integrity of the data.
Source of Sample	Nanos Hybrid Panel	Excluded Demographics	Individuals younger than 18 years old; individuals without land or cell lines, and individuals without internet access could not participate.
Type of Sample	Probability	Stratification	By age and gender using the latest Census information (2021) and the sample is geographically stratified to be representative of Canada. Smaller areas such as Atlantic Canada were marginally oversampled to allow for a minimum regional sample.
Margin of Error	±3.0 percentage points, 19 times out of 20.	Estimated Response Rate	Ten percent, consistent with industry norms.
Mode of Survey	RDD dual frame (land- and cell-lines) hybrid telephone and online omnibus survey	Question Order	Question order in the preceding report reflects the order in which they appeared in the original questionnaire.
Sampling Method Base	The sample included both land- and cell-lines RDD (Random Digit Dialed) across Canada.	Question Content	Topics on the omnibus ahead of the survey content included: views on political issues, views on economic issues, the Canadian military and foreign interference in Canada.
Demographics (Captured)	Atlantic Canada, Quebec, Ontario, Prairies, British Columbia; Men and Women; 18 years and older. Six digit postal code was used to validate geography.	Question Wording	The questions in the preceding report are written exactly as they were asked to individuals.
Fieldwork/Validation	Individuals were recruited using live interviews with live supervision to validate work, the research questions were administered online	Research/Data Collection Supplier	Nanos Research
Number of Calls	Maximum of five call backs to those recruited.	Contact	Contact Nanos Research for more information or with any concerns or questions. <a href="http://www.nanos.co">http://www.nanos.co</a> Telephone:(613) 234-4666 ext. 237 Email: info@nanosresearch.com.
Time of Calls	Individuals recruited were called between 12-5:30 pm and 6:30-9:30pm local time for the respondent.		
Field Dates	April 30 <sup>th</sup> to May 3 <sup>rd</sup> , 2023.		
Language of Survey	The survey was conducted in both English and French.		
Standards	Nanos Research is a member of the Canadian Research Insights Council (CRIC) and confirms that this research fully complies with all CRIC Standards including the CRIC Public Opinion Research Standards and Disclosure Requirements. <a href="https://canadianresearchinsightscouncil.ca/standards/">https://canadianresearchinsightscouncil.ca/standards/</a>		



nanos dimap analytika



NANOS RUTHERFORD MCKAY & Co.

As one of North America's premier market and public opinion research firms, we put strategic intelligence into the hands of decision makers. The majority of our work is for private sector and public facing organizations and ranges from market studies, managing reputation through to leveraging data intelligence. Nanos Research offers a vertically integrated full service quantitative and qualitative research practice to attain the highest standards and the greatest control over the research process. [www.nanos.co](http://www.nanos.co)

This international joint venture between [dimap](http://www.dimap.com) and [Nanos](http://www.nanos.co) brings together top research and data experts from North American and Europe to deliver exceptional data intelligence to clients. The team offers data intelligence services ranging from demographic and sentiment microtargeting; consumer sentiment identification and decision conversion; and, data analytics and profiling for consumer persuasion. [www.nanosdimap.com](http://www.nanosdimap.com)

NRM is an affiliate of Nanos Research and Rutherford McKay Associates. Our service offerings are based on decades of professional experience and extensive research and include public acceptance and engagement, communications audits, and narrative development. [www.nrmpublicaffairs.com](http://www.nrmpublicaffairs.com)

# Any questions?

---



Nanos Research

(613) 234-4666, ext. 237

[ea@nanosresearch.com](mailto:ea@nanosresearch.com)

For more information on the firm, please visit [www.nanos.co](http://www.nanos.co)

# Nanos services

- ✓ As premier market and public opinion research firms, we conduct research around the world for a variety of clients.
- ✓ Nanos offers a full suite of services ranging from bespoke research engagements to strategic assessments and mission planning. Our firm applies the latest machine learning algorithms to deliver exceptionally rigorous and insightful intelligence to clients.
- ✓ At Nanos, we believe that small steps can lead to large insights. We'll sit down with you to learn about your challenges and work on them together.
- ✓ For more information about how we can help, please visit us at:  
[www.nanos.co](http://www.nanos.co)

Nanos Research offers a vertically integrated full service quantitative and qualitative research practice to exceed the highest standards.

Since

1987

top executives have turned to Nanos for world-class data and strategic insight.







# TABULATIONS

**2023-2379 – Globe and Mail/Nanos Survey – April Omni – STAT SHEET**

As you may know, Canada's system of government is a constitutional monarchy which means Canada's monarch, now King Charles III, is the head of state while the prime minister is the head of government. Also, Canada is a member of the Commonwealth which is an association of former territories of the British Empire.

			Region					Gender			Age			
			Canada 2023-05	Atlantic	Quebec	Ontario	Prairies	British Columbia	Male	Female	Other	18 to 34	35 to 54	55 plus
Question - Would you say that now is a very good, good, average, poor or very poor time for Canada to open the constitution and discuss cutting ties with the British monarchy to chart a different path forward for Canada?	Total	Unwgt N	1080	105	213	380	217	165	552	520	8	237	383	460
		Wgt N	1008	68	233	390	178	139	490	510	8	271	324	413
	Very good	%	32.5	21.8	51.2	24.3	32.2	29.8	35.4	29.6		35.2	30.3	32.5
	Good	%	16.6	20.9	15.6	16.9	18.7	12.3	16.3	17.1		16.1	18.0	15.8
	Average	%	15.4	16.6	11.6	15.2	17.0	19.8	14.4	16.4		16.7	16.2	13.9
	Poor	%	10.5	12.3	7.6	13.4	9.5	7.9	10.9	10.2		9.4	10.3	11.5
	Very poor	%	20.6	23.5	10.8	25.9	16.5	26.0	19.0	22.2		15.8	21.9	22.8
	Unsure	%	4.4	5.0	3.2	4.2	6.1	4.2	4.1	4.5		6.9	3.4	3.5

**Do you support, somewhat support, somewhat oppose or oppose the following: [RANDOMIZE]**

			Region					Gender			Age			
			Canada 2023-05	Atlantic	Quebec	Ontario	Prairies	British Columbia	Male	Female	Other	18 to 34	35 to 54	55 plus
Question - Canada cutting ties with the monarchy and having the prime minister become both the head of the government and the head of state, replacing the Governor General who is the representative of the Canadian monarch	Total	Unwgt N	1080	105	213	380	217	165	552	520	8	237	383	460
		Wgt N	1008	68	233	390	178	139	490	510	8	271	324	413
	Support	%	36.3	23.0	59.8	28.8	32.4	29.8	39.5	33.5		36.5	36.0	36.5
	Somewhat support	%	20.5	22.9	20.6	19.9	21.3	19.7	20.6	20.5		24.9	20.9	17.2
	Somewhat oppose	%	11.8	12.4	6.5	12.4	12.8	17.4	9.7	13.7		11.7	11.6	12.0
	Oppose	%	26.5	33.4	10.1	32.7	29.3	29.7	26.4	26.4		21.7	26.9	29.4
Unsure	%	4.9	8.3	3.2	6.2	4.2	3.4	3.8	5.8		5.2	4.6	4.9	

**Do you support, somewhat support, somewhat oppose or oppose the following: [RANDOMIZE]**

			Region					Gender			Age			
			Canada 2023-05	Atlantic	Quebec	Ontario	Prairies	British Columbia	Male	Female	Other	18 to 34	35 to 54	55 plus
Question - New Canadians having to swear an Oath of Allegiance to Canada's monarch during citizenship ceremonies	Total	Unwgt N	1080	105	213	380	217	165	552	520	8	237	383	460
		Wgt N	1008	68	233	390	178	139	490	510	8	271	324	413
	Support	%	25.2	29.9	10.9	28.5	29.5	32.3	27.6	22.8		22.1	26.9	26.0
	Somewhat support	%	19.3	18.6	9.5	22.2	24.8	20.6	18.1	20.7		18.7	19.0	19.8
	Somewhat oppose	%	17.6	20.7	19.9	16.6	12.6	21.6	17.6	17.8		15.0	22.2	15.7
	Oppose	%	31.7	20.8	53.9	26.1	26.3	22.7	32.7	30.7		34.9	27.6	32.9
Unsure	%	6.1	10.0	5.7	6.6	6.8	2.8	4.1	8.0		9.2	4.3	5.6	

Nanos conducted an RDD dual frame (land- and cell- lines) hybrid telephone and online random survey of 1,080 Canadians, 18 years of age or older, between April 30<sup>th</sup> and May 3<sup>rd</sup>, 2023. The margin of error for this survey is ±3.0 percentage points, 19 times out of 20. \* Some results have been shaded due to small sample size (n-value under 30).



**2023-2379 – Globe and Mail/Nanos Survey – April Omni – STAT SHEET**

Do you support, somewhat support, somewhat oppose or oppose the following: [RANDOMIZE]

			Region					Gender			Age			
			Canada 2023-05	Atlantic	Quebec	Ontario	Prairies	British Columbia	Male	Female	Other	18 to 34	35 to 54	55 plus
Question - Updating portraits of Canada's monarch in government buildings, schools and other federal and provincial buildings	Total	Unwgt N	1080	105	213	380	217	165	552	520	8	237	383	460
		Wgt N	1008	68	233	390	178	139	490	510	8	271	324	413
		Mean	7.9	8.5	10.4	7.3	7.2	5.6	7.5	8.0		10.2	6.8	7.2
		Median	3.0	2.0	4.0	2.0	2.0	2.0	3.0	3.0		3.0	3.0	3.0
	Support	%	22.2	26.1	11.5	25.7	22.4	28.2	25.0	19.5		19.6	23.5	22.9
	Somewhat support	%	23.5	32.6	9.8	26.6	28.6	27.1	24.3	23.1		25.9	21.4	23.6
	Somewhat oppose	%	16.2	13.9	18.9	13.9	18.1	16.7	14.4	18.2		16.0	19.8	13.5
	Oppose	%	31.0	19.0	50.1	27.2	24.5	23.6	29.6	32.0		28.2	29.6	33.9
Unsure	%	7.1	8.4	9.7	6.5	6.4	4.3	6.6	7.2		10.2	5.6	6.1	

			Region					Gender			Age			
			Canada 2023-05	Atlantic	Quebec	Ontario	Prairies	British Columbia	Male	Female	Other	18 to 34	35 to 54	55 plus
Question - Do you think that King Charles III will do a better, somewhat better, about the same, somewhat worse, or worse job as Canada's monarch compared to Queen Elizabeth II?	Total	Unwgt N	1080	105	213	380	217	165	552	520	8	237	383	460
		Wgt N	1008	68	233	390	178	139	490	510	8	271	324	413
	Better	%	0.3	0.0	0.0	0.5	0.2	0.5	0.6	0.0		0.0	0.2	0.5
	Somewhat better	%	3.2	4.6	0.9	3.4	3.8	5.3	2.3	4.2		2.5	3.1	3.8
	About the same	%	39.5	39.7	41.2	42.2	34.8	34.8	40.0	39.3		43.0	39.6	37.1
	Somewhat worse	%	21.9	22.4	20.0	21.1	22.0	27.2	22.5	21.3		21.4	21.4	22.7
	Worse	%	25.4	20.9	25.8	24.1	32.7	21.0	26.1	24.7		22.5	24.9	27.6
	Unsure	%	9.7	12.4	12.2	8.7	6.4	11.1	8.6	10.5		10.5	10.8	8.3

Nanos conducted an RDD dual frame (land- and cell- lines) hybrid telephone and online random survey of 1,080 Canadians, 18 years of age or older, between April 30<sup>th</sup> and May 3<sup>rd</sup>, 2023. The margin of error for this survey is ±3.0 percentage points, 19 times out of 20. \* Some results have been shaded due to small sample size (n-value under 30).