

About two in three Canadians prefer increasing our defence spending to reach the 2% NATO ally target .

# Key Findings



## Two in three Canadians want to increase spending to reach the 2% NATO ally target

When asked which approach they would prefer, close to two in three Canadians (64%) say they prefer increasing defence spending to reach the 2% NATO ally target, rather than maintaining the current 1.4% (21%) or spending less than 1.4% (eight per cent). Older Canadians (55 plus) are significantly more likely to prefer increasing spending to reach the 2% NATO ally target (73%) compared to younger Canadians (18-34)(48%).

## Majority of Canadians are concerned about Canada’s current military operational abilities are a source of tension

About seven in ten Canadians are concerned (29%) or somewhat concerned (40%) that Canada’s current military operational abilities are a source of tension with other NATO allies and defence partners. Older Canadians (55 plus) are also significantly more likely to be concerned (32%) or somewhat concerned (45%) compared to younger Canadians (18-34)(20% concerned, 36% somewhat concerned).

## Six in ten Canadians prefer increasing military involvement in patrolling the Arctic

About six in ten Canadians (59%) indicated they would prefer increasing our military involvement in patrolling the Arctic rather than keeping our current military involvement about the same (33%) or decreasing it (3%). Older Canadians (55 plus) are significantly more likely to prefer increasing our military involvement (67%) compared to younger Canadians (18-34)(44%).

# Preferences for Canadians defence spending

Q – In 2021, Canada spent approximately 1.4 per cent of GDP on defence spending. Our commitment as a NATO ally is to spend 2 per cent of GDP on defence spending. Canada has not spent 2% of GDP on defence since the 1980s. Which approach would you prefer for Canada's defence spending?



\*Weighted to the true population proportion.

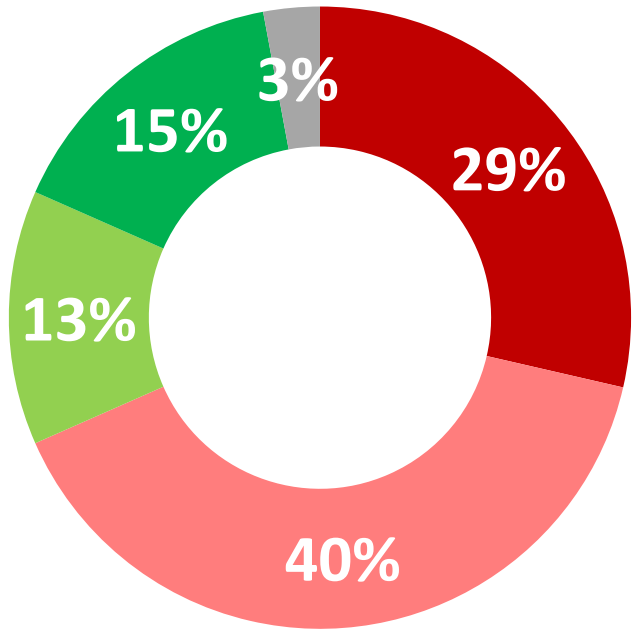
\*Charts may not add up to 100 due to rounding.

Increase spending to reach the 2% NATO ally target	Atlantic	Quebec	Ontario	Prairies	BC
	(n=105)	(n=213)	(n=380)	(n=217)	(n=165)
	<b>59.4%</b>	<b>61.6%</b>	<b>67.6%</b>	<b>64.2%</b>	<b>57.7%</b>
	Men	Women	18 to 34	35 to 54	55 plus
	(n=552)	(n=520)	(n=237)	(n=383)	(n=460)
<b>68.6%</b>	<b>59.3%</b>	<b>47.6%</b>	<b>65.4%</b>	<b>72.8%</b>	

Maintain our current level of spending at 1.4%	Atlantic	Quebec	Ontario	Prairies	BC
	(n=105)	(n=213)	(n=380)	(n=217)	(n=165)
	<b>18.2%</b>	<b>23.0%</b>	<b>17.8%</b>	<b>24.2%</b>	<b>22.2%</b>
	Men	Women	18 to 34	35 to 54	55 plus
	(n=552)	(n=520)	(n=237)	(n=383)	(n=460)
<b>19.8%</b>	<b>21.8%</b>	<b>27.3%</b>	<b>19.3%</b>	<b>17.6%</b>	

Source: Nanos Research, RDD dual frame hybrid telephone and online random survey, April 30<sup>th</sup> to May 3<sup>rd</sup>, 2023, n=1,080, accurate 3.0 percentage points plus or minus, 19 times out of 20.

# Concern that Canada's military operational abilities are a source of tension with NATO allies



- Concerned
- Somewhat concerned
- Somewhat not concerned
- Not concerned
- Unsure

	Atlantic (n=105)	Quebec (n=213)	Ontario (n=380)	Prairies (n=217)	BC (n=165)
Concerned/somewhat concerned	69.8%	62.8%	72.3%	69.6%	64.7%
	Men (n=552)	Women (n=520)	18 to 34 (n=237)	35 to 54 (n=383)	55 plus (n=460)
Not concerned/somewhat not concerned	26.5%	34.6%	24.9%	26.2%	33.7%
	Men (n=552)	Women (n=520)	18 to 34 (n=237)	35 to 54 (n=383)	55 plus (n=460)

\*Weighted to the true population proportion.  
 \*Charts may not add up to 100 due to rounding.

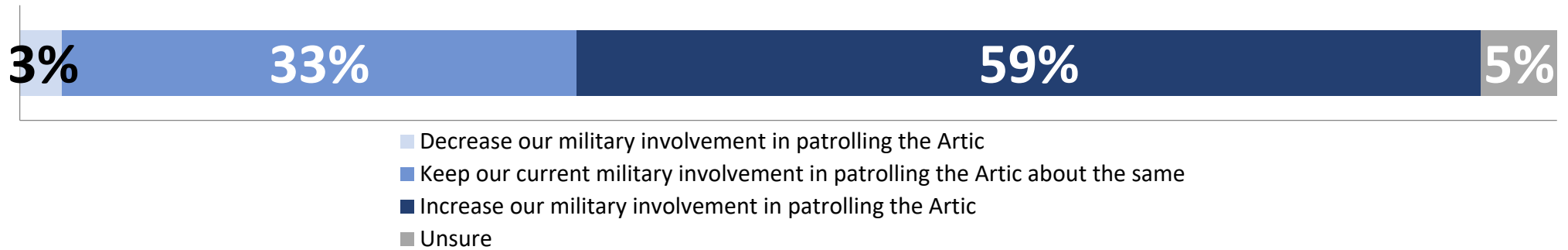
Q – Are you concerned, somewhat concerned, somewhat not concerned or not concerned that Canada's current military operational abilities are a source of tension with other NATO allies and defence partners?

Source: Nanos Research, RDD dual frame hybrid telephone and online random survey, April 30<sup>th</sup> to May 3<sup>rd</sup>, 2023, n=1,080, accurate 3.0 percentage points plus or minus, 19 times out of 20.



# Canada's role in NORAD

Q – As you may know, Canada is a member of NORAD which is responsible for monitoring and defending North American Airspace. Which approach would you prefer for Canada's role as a partner with the United States in patrolling the Arctic?



Increase our military involvement in patrolling the Arctic	Atlantic (n=105)	Quebec (n=213)	Ontario (n=380)	Prairies (n=217)	BC (n=165)
	<b>55.4%</b>	<b>58.4%</b>	<b>56.9%</b>	<b>64.3%</b>	<b>59.7%</b>
	Men (n=552)	Women (n=520)	18 to 34 (n=237)	35 to 54 (n=383)	55 plus (n=460)
	<b>64.3%</b>	<b>53.9%</b>	<b>44.5%</b>	<b>60.8%</b>	<b>66.7%</b>

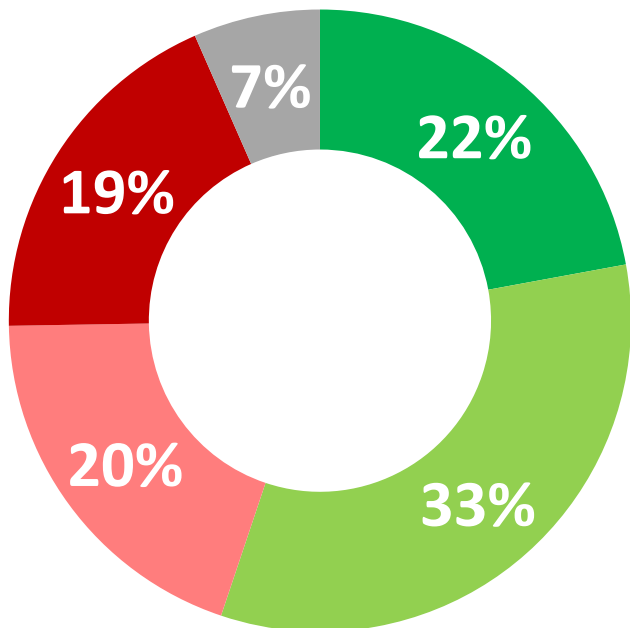
Keep our current military involvement in patrolling the Arctic about the same	Atlantic (n=105)	Quebec (n=213)	Ontario (n=380)	Prairies (n=217)	BC (n=165)
	<b>30.7%</b>	<b>33.4%</b>	<b>36.9%</b>	<b>29.9%</b>	<b>30.0%</b>
	Men (n=552)	Women (n=520)	18 to 34 (n=237)	35 to 54 (n=383)	55 plus (n=460)
	<b>30.2%</b>	<b>36.5%</b>	<b>42.5%</b>	<b>31.2%</b>	<b>29.3%</b>

\*Weighted to the true population proportion.  
 \*Charts may not add up to 100 due to rounding.

Source: Nanos Research, RDD dual frame hybrid telephone and online random survey, April 30<sup>th</sup> to May 3<sup>rd</sup>, 2023, n=1,080, accurate 3.0 percentage points plus or minus, 19 times out of 20.



# Support for expanding Canada's military commitment in Haiti



■ Support  
■ Somewhat support  
■ Somewhat oppose  
■ Oppose  
■ Unsure

	Atlantic (n=105)	Quebec (n=213)	Ontario (n=380)	Prairies (n=217)	BC (n=165)
<b>Support/Somewhat support</b>	55.8%	51.5%	53.6%	61.4%	57.3%
	Men (n=552)	Women (n=520)	18 to 34 (n=237)	35 to 54 (n=383)	55 plus (n=460)
<b>Oppose/Somewhat oppose</b>	36.7%	39.1%	41.0%	33.9%	35.6%
	Men (n=552)	Women (n=520)	18 to 34 (n=237)	35 to 54 (n=383)	55 plus (n=460)
	38.5%	37.7%	35.2%	32.6%	44.7%

\*Weighted to the true population proportion.  
 \*Charts may not add up to 100 due to rounding.

Q – The United States has recently been asking Canada to lead a multi-national security mission to Haiti to help stop violence in the country. Canada has promised to send Royal Canadian Navy vessels. Would you support, somewhat support, somewhat oppose or oppose expanding Canada's commitment to add military troops going into Haiti to help bring an end to the violence in the country?

Source: Nanos Research, RDD dual frame hybrid telephone and online random survey, April 30<sup>th</sup> to May 3<sup>rd</sup>, 2023, n=1,080, accurate 3.0 percentage points plus or minus, 19 times out of 20.

# METHODOLOGY



Nanos conducted an RDD dual frame (land- and cell-lines) hybrid telephone and online random survey of 1,080 Canadians, 18 years of age or older, between April 30<sup>th</sup> and May 3<sup>rd</sup>, 2023, as part of an omnibus survey. Participants were randomly recruited by telephone using live agents and administered a survey online. The sample included both land- and cell-lines across Canada. The results were statistically checked and weighted by age and gender using the latest Census information and the sample is geographically stratified to be representative of Canada.

Individuals randomly called using random digit dialing with a maximum of five call backs.

The margin of error for this survey is  $\pm 3.0$  percentage points, 19 times out of 20.

This study was commissioned by CTV News and the research was conducted by Nanos Research.

Note: Charts may not add up to 100 due to rounding.

Element	Description
Research sponsor	CTV News
Population and Final Sample Size	1,080 Randomly selected individuals.
Source of Sample	Nanos Hybrid Panel
Type of Sample	Probability
Margin of Error	±3.0 percentage points, 19 times out of 20.
Mode of Survey	RDD dual frame (land- and cell-lines) hybrid telephone and online omnibus survey
Sampling Method Base	The sample included both land- and cell-lines RDD (Random Digit Dialed) across Canada.
Demographics (Captured)	Atlantic Canada, Quebec, Ontario, Prairies, British Columbia; Men and Women; 18 years and older. Six digit postal code was used to validate geography.
Fieldwork/Validation	Individuals were recruited using live interviews with live supervision to validate work, the research questions were administered online
Number of Calls	Maximum of five call backs to those recruited.
Time of Calls	Individuals recruited were called between 12-5:30 pm and 6:30-9:30pm local time for the respondent.
Field Dates	April 30 <sup>th</sup> to May 3 <sup>rd</sup> , 2023.
Language of Survey	The survey was conducted in both English and French.
Standards	Nanos Research is a member of the Canadian Research Insights Council (CRIC) and confirms that this research fully complies with all CRIC Standards including the CRIC Public Opinion Research Standards and Disclosure Requirements. <a href="https://canadianresearchinsightscouncil.ca/standards/">https://canadianresearchinsightscouncil.ca/standards/</a>

Element	Description
Weighting of Data	The results were weighted by age and gender using the latest Census information (2021) and the sample is geographically stratified to ensure a distribution across all regions of Canada. See tables for full weighting disclosure
Screening	Screening ensured potential respondents did not work in the market research industry, in the advertising industry, in the media or a political party prior to administering the survey to ensure the integrity of the data.
Excluded Demographics	Individuals younger than 18 years old; individuals without land or cell lines, and individuals without internet access could not participate.
Stratification	By age and gender using the latest Census information (2021) and the sample is geographically stratified to be representative of Canada. Smaller areas such as Atlantic Canada were marginally oversampled to allow for a minimum regional sample.
Estimated Response Rate	10 percent, consistent with industry norms.
Question Order	Question order in the preceding report reflects the order in which they appeared in the original questionnaire.
Question Content	Topics on the omnibus ahead of the survey content included: views on political issues, views on economic issues.
Question Wording	The questions in the preceding report are written exactly as they were asked to individuals.
Research/Data Collection Supplier	Nanos Research
Contact	Contact Nanos Research for more information or with any concerns or questions. <a href="http://www.nanos.co">http://www.nanos.co</a> Telephone:(613) 234-4666 ext. 237 Email: info@nanosresearch.com.





As one of North America’s premier market and public opinion research firms, we put strategic intelligence into the hands of decision makers. The majority of our work is for private sector and public facing organizations and ranges from market studies, managing reputation through to leveraging data intelligence. Nanos Research offers a vertically integrated full service quantitative and qualitative research practice to attain the highest standards and the greatest control over the research process. [www.nanos.co](http://www.nanos.co)

### nanos dimap analytika



This international joint venture between [dimap](#) and [Nanos](#) brings together top research and data experts from North American and Europe to deliver exceptional data intelligence to clients. The team offers data intelligence services ranging from demographic and sentiment microtargeting; consumer sentiment identification and decision conversion; and, data analytics and profiling for consumer persuasion. [www.nanosdimap.com](http://www.nanosdimap.com)

NANOS RUTHERFORD MCKAY & Co.

NRM is an affiliate of Nanos Research and Rutherford McKay Associates. Our service offerings are based on decades of professional experience and extensive research and include public acceptance and engagement, communications audits, and narrative development. [www.nrmpublicaffairs.com](http://www.nrmpublicaffairs.com)

# Any questions?

---



Nanos Research

(613) 234-4666, ext. 237

[ea@nanosresearch.com](mailto:ea@nanosresearch.com)

For more information on the firm, please visit [www.nanos.co](http://www.nanos.co)



# Nanos services

- ✓ As premier market and public opinion research firms, we conduct research around the world for a variety of clients.
- ✓ Nanos offers a full suite of services ranging from bespoke research engagements to strategic assessments and mission planning. Our firm applies the latest machine learning algorithms to deliver exceptionally rigorous and insightful intelligence to clients.
- ✓ At Nanos, we believe that small steps can lead to large insights. We'll sit down with you to learn about your challenges and work on them together.
- ✓ For more information about how we can help, please visit us at:  
[www.nanos.co](http://www.nanos.co)

Nanos Research offers a vertically integrated full service quantitative and qualitative research practice to exceed the highest standards.

Since

1987

top executives have turned to Nanos for world-class data and strategic insight.





# TABULATIONS



2023-2377 – CTV/Nanos Survey – April OMNI – DEFENSE SPENDING – STAT SHEET

			Region						Gender			Age		
			Canada 2023-05	Atlantic	Quebec	Ontario	Prairies	British Columbia	Male	Female	Other	18 to 34	35 to 54	55 plus
Question – Our next few questions are about foreign policy and defense spending. In 2021, Canada spent approximately 1.4 per cent of GDP on defence spending. Our commitment as a NATO ally is to spend 2 per cent of GDP on defence spending. Canada has not spent 2% of GDP on defence since the 1980s. Which approach would you prefer for Canada's defence spending?	Total	Unwgt N	1080	105	213	380	217	165	552	520	8	237	383	460
		Wgt N	1008	68	233	390	178	139	490	510	8	271	324	413
	Spend less than the 1.4% we currently spend	%	7.4	4.5	9.1	6.9	3.5	12.4	7.9	6.7		11.4	6.6	5.3
	Maintain our current level of spending at 1.4%	%	20.8	18.2	23.0	17.8	24.2	22.2	19.8	21.8		27.3	19.3	17.6
	Increase spending to reach the 2% NATO ally target	%	63.7	59.4	61.6	67.6	64.2	57.7	68.6	59.3		47.6	65.4	72.8
	Unsure	%	8.2	17.9	6.4	7.7	8.1	7.8	3.7	12.2		13.6	8.6	4.3

			Region						Gender			Age		
			Canada 2023-05	Atlantic	Quebec	Ontario	Prairies	British Columbia	Male	Female	Other	18 to 34	35 to 54	55 plus
Question – Are you concerned, somewhat concerned, somewhat not concerned or not concerned that Canada's current military operational abilities are a source of tension with other NATO allies and defence partners?	Total	Unwgt N	1080	105	213	380	217	165	552	520	8	237	383	460
		Wgt N	1008	68	233	390	178	139	490	510	8	271	324	413
	Concerned	%	28.6	25.7	22.5	28.8	38.7	26.8	34.0	23.5		19.7	32.3	31.5
	Somewhat concerned	%	39.8	44.1	40.3	43.4	30.9	38.0	38.3	41.5		35.7	37.1	44.6
	Somewhat not concerned	%	13.2	16.5	17.5	9.7	15.3	11.8	12.0	14.6		17.1	12.8	11.1
	Not concerned	%	15.5	10.0	17.1	15.2	10.9	21.8	15.0	15.5		23.9	13.6	11.4
Unsure	%	2.9	3.8	2.6	2.9	4.2	1.6	0.7	4.9		3.6	4.3	1.4	

2023-2377 – CTV/Nanos Survey – April OMNI – DEFENSE SPENDING – STAT SHEET

			Region						Gender			Age		
			Canada 2023-05	Atlantic	Quebec	Ontario	Prairies	British Columbia	Male	Female	Other	18 to 34	35 to 54	55 plus
Question – As you may know, Canada is a member of NORAD which is responsible for monitoring and defending North American Airspace. Which approach would you prefer for Canada’s role as a partner with the United States in patrolling the Arctic?	Total	Unwgt N	1080	105	213	380	217	165	552	520	8	237	383	460
		Wgt N	1008	68	233	390	178	139	490	510	8	271	324	413
	Decrease our military involvement in patrolling the Arctic	%	2.8	2.8	3.6	2.6	0.9	4.0	3.5	1.9		4.7	2.9	1.4
	Keep our current military involvement in patrolling the Arctic about the same	%	33.5	30.7	33.4	36.9	29.9	30.0	30.2	36.5		42.5	31.2	29.3
	Increase our military involvement in patrolling the Arctic	%	58.9	55.4	58.4	56.9	64.3	59.7	64.3	53.9		44.5	60.8	66.7
	Unsure	%	4.9	11.1	4.6	3.6	4.9	6.3	1.9	7.7		8.3	5.0	2.6

			Region						Gender			Age		
			Canada 2023-05	Atlantic	Quebec	Ontario	Prairies	British Columbia	Male	Female	Other	18 to 34	35 to 54	55 plus
Question – The United States has recently been asking Canada to lead a multi-national security mission to Haiti to help stop violence in the country. Canada has promised to send Royal Canadian Navy vessels. Would you support, somewhat support, somewhat oppose or oppose expanding Canada’s commitment to add military troops going into Haiti to help bring an end to the violence in the country?	Total	Unwgt N	1080	105	213	380	217	165	552	520	8	237	383	460
		Wgt N	1008	68	233	390	178	139	490	510	8	271	324	413
	Support	%	22.1	22.8	18.0	23.4	22.6	24.4	25.1	19.4		22.4	26.6	18.4
	Somewhat support	%	33.0	33.1	33.4	30.2	38.8	33.0	32.7	33.6		33.3	34.5	31.8
	Somewhat oppose	%	19.6	23.5	18.0	22.4	13.6	20.1	19.0	20.0		19.8	16.4	22.0
	Oppose	%	18.7	13.1	21.1	18.6	20.3	15.5	19.4	17.7		15.5	16.2	22.8
Unsure	%	6.6	7.5	9.4	5.4	4.7	7.0	3.7	9.3		9.1	6.4	5.1	