



Worry about crime in communities has gone up 10 percentage points since January.

National survey released April, 2023
Submission 2023-2360

THE GLOBE AND MAIL 

 **NANOS**

Key Findings



Canadians report a higher level of concern with crime in their community compared to January 2023

Concern over crime in communities has increased by 10 percentage points since January with now four in ten who report being concerned ([41%](#) concerned, compared to [31%](#) in January 2023).



Prairie and BC residents report the highest increase in concern over community safety

While concern over crime in communities has increased for all regions of Canada, the biggest increase was seen for residents of the Prairies ([mean of 6.1, compared to 5.3 in January 2023](#)) and British Columbia ([mean of 5.5, compared to 4.8 in January 2023](#)).



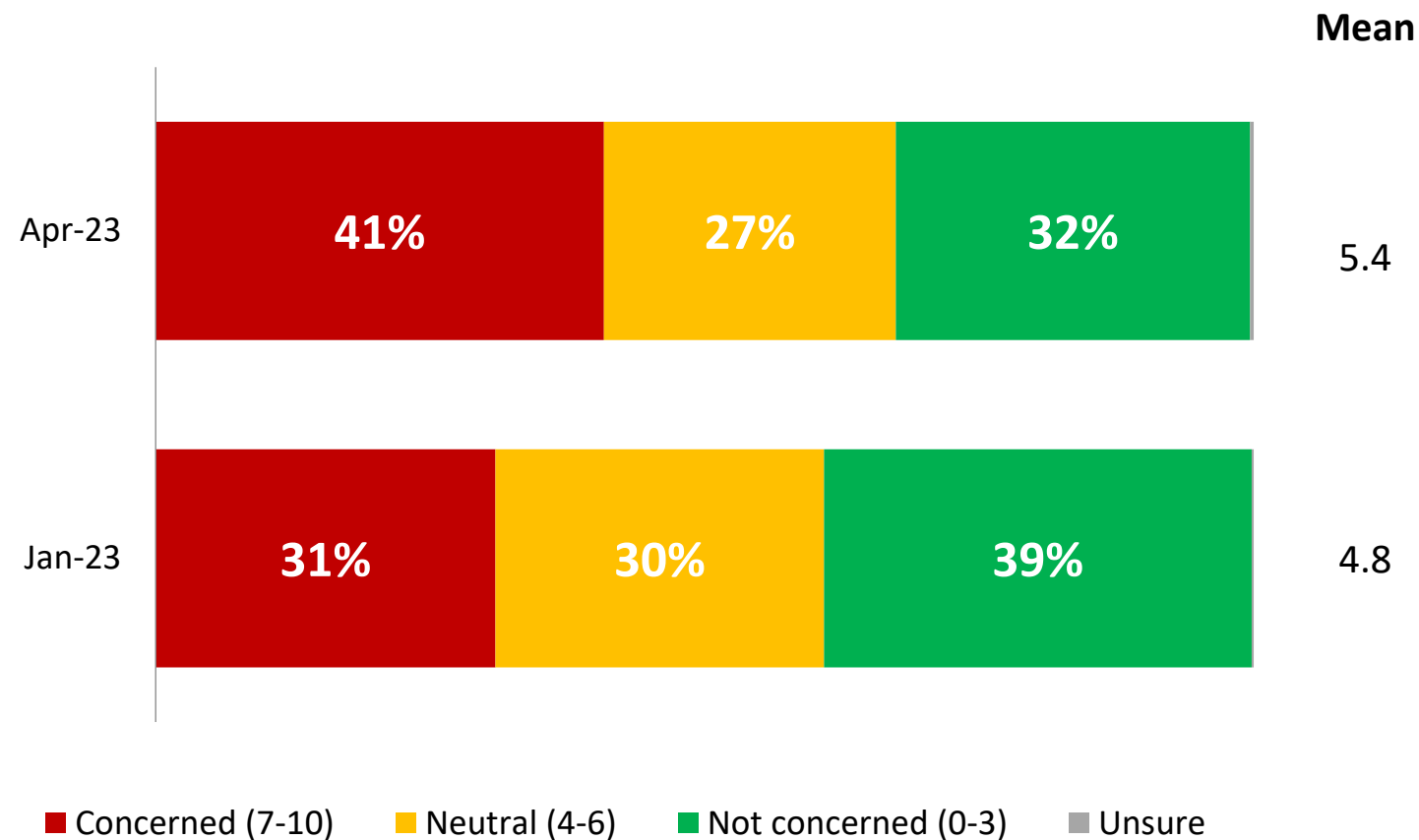
Canadians more likely to associate a “tough on crime” approach to bail with increased public safety

Asked which comes closest to their personal view, Canadians are three times more likely to say a “tough on crime” approach to bail reform will increase public safety ([60%](#)) than say it will put more innocent people in jail ([19%](#)).

Concern with crime in community – Tracking

Concern over crime in communities has increased by 10 percentage points since January with now four in ten who report being concerned. Concern is higher in the Prairies (mean of 6.1) and lower in the Atlantic region and Quebec (mean of 4.9 each).

Q – On a scale from 0 to 10 where 0 is not at all concerned and 10 is extremely concerned, how concerned are you about crime in your community affecting your day-to-day life?

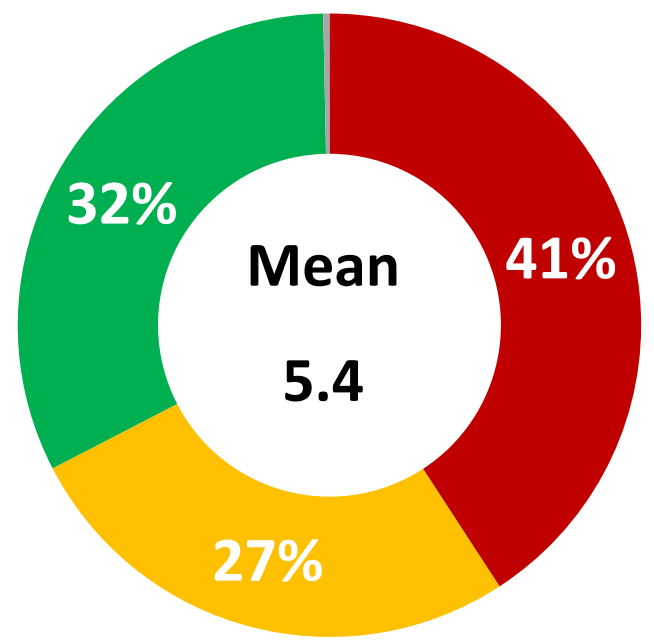


*Weighted to the true population proportion.

*Charts may not add up to 100 due to rounding.

Source: Nanos Research, RDD dual frame hybrid telephone and online random survey, April 2nd to 6th, 2023, n=1063, accurate 3.0 percentage points plus or minus, 19 times out of 20.

Concern with crime in community



- Concerned (7-10)
- Not concerned (0-3)
- Neutral (4-6)
- Unsure

	Atlantic (n=112)	Quebec (n=187)	Ontario (n=380)	Prairies (n=219)	BC (n=165)
Mean – April 2023	4.9	4.9	5.3	6.1	5.5
	Men (n=566)	Women (n=495)	18 to 34 (n=207)	35 to 54 (n=383)	55 plus (n=473)
	5.2	5.5	4.7	5.6	5.6
Mean – January 2023	Atlantic (n=110)	Quebec (n=236)	Ontario (n=353)	Prairies (n=216)	BC (n=139)
	4.4	4.5	5.0	5.1	4.8
	Men (n=557)	Women (n=494)	18 to 34 (n=245)	35 to 54 (n=388)	55 plus (n=421)
	4.7	4.9	4.3	5.1	4.9

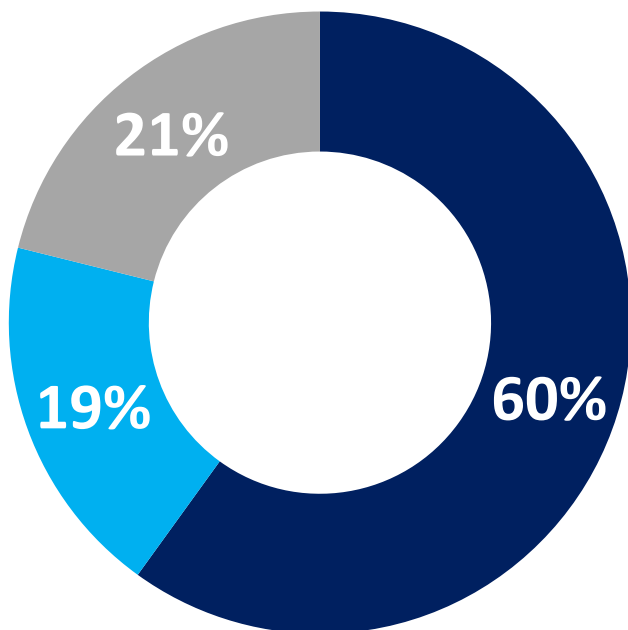
*Weighted to the true population proportion.
 *Charts may not add up to 100 due to rounding.

Q – On a scale from 0 to 10 where 0 is not at all concerned and 10 is extremely concerned, how concerned are you about crime in your community affecting your day-to-day life?

Source: Nanos Research, RDD dual frame hybrid telephone and online random survey, April 2nd to 6th, 2023, n=1063, accurate 3.0 percentage points plus or minus, 19 times out of 20.



Views on approaches to reforming the bail system



- A "tough on crime" approach to bail increases public safety
- A "tough on crime" approach to bail will put more people who are legally innocent in jails
- Unsure

*Weighted to the true population proportion.

*Charts may not add up to 100 due to rounding.

6 in 10

Canadians

Believe that a "tough on crime" approach to bail increases public safety, while one in five believe that it will put more people who are legally innocent in jails.

Q – As you might have heard, there have been some recent discussions about reforming Canada's bail system to have stricter rules regarding who can be released on bail. Some people say having a "tough on crime" approach to bail increases public safety, while others say it will put more people who are legally innocent in jails. Which statement best describes your views? [ROTATE]

Source: Nanos Research, RDD dual frame hybrid telephone and online random survey, April 2nd to 6th, 2023, n=1063, accurate 3.0 percentage points plus or minus, 19 times out of 20.

THE GLOBE AND MAIL*



Views on approaches to reforming the bail system – By demographics

Q – As you might have heard, there have been some recent discussions about reforming Canada’s bail system to have stricter rules regarding who can be released on bail. Some people say having a “tough on crime” approach to bail increases public safety, while others say it will put more people who are legally innocent in jails. Which statement best describes your views? [ROTATE]

increases public safety	Atlantic (n=112)	Quebec (n=187)	Ontario (n=380)	Prairies (n=219)	BC (n=165)
	49.5%	58.5%	60.1%	63.9%	62.1%
Will put more people who are legally innocent in jails	Men (n=566)	Women (n=495)	18 to 34 (n=207)	35 to 54 (n=383)	55 plus (n=473)
	62.5%	57.8%	52.7%	60.2%	64.5%
increases public safety	Atlantic (n=112)	Quebec (n=187)	Ontario (n=380)	Prairies (n=219)	BC (n=165)
	20.1%	15.0%	21.0%	16.7%	22.0%
Will put more people who are legally innocent in jails	Men (n=566)	Women (n=495)	18 to 34 (n=207)	35 to 54 (n=383)	55 plus (n=473)
	16.4%	21.2%	25.5%	16.8%	16.4%

*Weighted to the true population proportion.

*Charts may not add up to 100 due to rounding.

Source: Nanos Research, RDD dual frame hybrid telephone and online random survey, April 2nd to 6th, 2023, n=1063, accurate 3.0 percentage points plus or minus, 19 times out of 20.

METHODOLOGY



Nanos conducted an RDD dual frame (land- and cell-lines) hybrid telephone and online random survey of 1,063 Canadians, 18 years of age or older, between April 2nd and 6th, 2023 as part of an omnibus survey. Participants were randomly recruited by telephone using live agents and administered a survey online. The sample included both land- and cell-lines across Canada. The results were statistically checked and weighted by age and gender using the latest Census information and the sample is geographically stratified to be representative of Canada.

Individuals randomly called using random digit dialling with a maximum of five call backs.

The margin of error for this survey is ±3.0 percentage points, 19 times out of 20.

This study was commissioned by the Globe and Mail and the research was conducted by Nanos Research.

Note: Charts may not add up to 100 due to rounding

Element	Description	Element	Description
Research sponsor	The Globe and Mail	Weighting of Data	The results were weighted by age and gender using the latest Census information (2021) and the sample is geographically stratified to ensure a distribution across all regions of Canada. See tables for full weighting disclosure
Population and Final Sample Size	1063 Randomly selected individuals.	Screening	Screening ensured potential respondents did not work in the market research industry, in the advertising industry, in the media or a political party prior to administering the survey to ensure the integrity of the data.
Source of Sample	Nanos Hybrid Panel	Excluded Demographics	Individuals younger than 18 years old; individuals without land or cell lines, and individuals without internet access could not participate.
Type of Sample	Probability	Stratification	By age and gender using the latest Census information (2021) and the sample is geographically stratified to be representative of Canada. Smaller areas such as Atlantic Canada were marginally oversampled to allow for a minimum regional sample.
Margin of Error	±3.0 percentage points, 19 times out of 20.	Estimated Response Rate	11 percent, consistent with industry norms.
Mode of Survey	RDD dual frame (land- and cell-lines) hybrid telephone and online omnibus survey	Question Order	Question order in the preceding report reflects the order in which they appeared in the original questionnaire.
Sampling Method Base	The sample included both land- and cell-lines RDD (Random Digit Dialed) across Canada.	Question Content	Topics on the omnibus ahead of the survey content included: views on political issues, views on economic issues, and views on hate towards marginalized groups.
Demographics (Captured)	Atlantic Canada, Quebec, Ontario, Prairies, British Columbia; Men and Women; 18 years and older. Six digit postal code was used to validate geography.	Question Wording	The questions in the preceding report are written exactly as they were asked to individuals.
Fieldwork/Validation	Individuals were recruited using live interviews with live supervision to validate work, the research questions were administered online	Research/Data Collection Supplier	Nanos Research
Number of Calls	Maximum of five call backs to those recruited.	Contact	Contact Nanos Research for more information or with any concerns or questions. http://www.nanos.co Telephone:(613) 234-4666 ext. 237 Email: info@nanosresearch.com.
Time of Calls	Individuals recruited were called between 12-5:30 pm and 6:30-9:30pm local time for the respondent.		
Field Dates	April 2 nd to 6 th , 2023.		
Language of Survey	The survey was conducted in both English and French.		
Standards	Nanos Research is a member of the Canadian Research Insights Council (CRIC) and confirms that this research fully complies with all CRIC Standards including the CRIC Public Opinion Research Standards and Disclosure Requirements. https://canadianresearchinsightscouncil.ca/standards/		



As one of North America’s premier market and public opinion research firms, we put strategic intelligence into the hands of decision makers. The majority of our work is for private sector and public facing organizations and ranges from market studies, managing reputation through to leveraging data intelligence. Nanos Research offers a vertically integrated full service quantitative and qualitative research practice to attain the highest standards and the greatest control over the research process. www.nanos.co

nanos dimap analytika



This international joint venture between [dimap](#) and [Nanos](#) brings together top research and data experts from North American and Europe to deliver exceptional data intelligence to clients. The team offers data intelligence services ranging from demographic and sentiment microtargeting; consumer sentiment identification and decision conversion; and, data analytics and profiling for consumer persuasion. www.nanosdimap.com

NANOS RUTHERFORD MCKAY & Co.

NRM is an affiliate of Nanos Research and Rutherford McKay Associates. Our service offerings are based on decades of professional experience and extensive research and include public acceptance and engagement, communications audits, and narrative development. www.nrmpublicaffairs.com

Any questions?



Nanos Research

(613) 234-4666, ext. 237

ea@nanosresearch.com

For more information on the firm, please visit www.nanos.co

Nanos services

- ✓ As premier market and public opinion research firms, we conduct research around the world for a variety of clients.
- ✓ Nanos offers a full suite of services ranging from bespoke research engagements to strategic assessments and mission planning. Our firm applies the latest machine learning algorithms to deliver exceptionally rigorous and insightful intelligence to clients.
- ✓ At Nanos, we believe that small steps can lead to large insights. We'll sit down with you to learn about your challenges and work on them together.
- ✓ For more information about how we can help, please visit us at:
www.nanos.co

Nanos Research offers a vertically integrated full service quantitative and qualitative research practice to exceed the highest standards.

Since

1987

top executives have turned to Nanos for world-class data and strategic insight.





TABULATIONS

2023-2360 – Globe and Mail/Nanos Survey – March Omni – STAT SHEET - Safety

			Region					Gender			Age			
			Canada 2023-04	Atlantic	Quebec	Ontario	Prairies	British Columbia	Male	Female	Other	18 to 34	35 to 54	55 plus
Question - On a scale from 0 to 10 where 0 is not at all concerned and 10 is extremely concerned, how concerned are you about crime in your community affecting your day-to-day life?	Total	Unwgt N	1063	112	187	380	219	165	566	495	2	207	383	473
		Wgt N	1002	67	231	389	175	140	490	510	2	268	323	411
		Mean	5.4	4.9	4.9	5.3	6.1	5.5	5.2	5.5		4.7	5.6	5.6
		Median	6.0	5.0	5.0	5.0	7.0	6.0	6.0	6.0		5.0	6.0	6.0
	Not at all concerned (0)	%	5.8	7.0	6.9	6.5	2.4	5.8	7.5	4.3		6.3	6.4	5.0
	1	%	6.1	5.9	7.4	5.9	3.2	8.4	6.0	6.2		8.7	6.7	4.0
	2	%	8.3	15.2	11.1	7.6	4.9	6.5	8.9	7.7		10.2	7.8	7.5
	3	%	12.1	10.6	11.9	13.4	12.8	8.6	11.7	12.1		16.7	7.4	12.7
	4	%	7.1	3.5	8.0	7.6	5.5	8.2	5.2	9.0		6.9	6.1	8.1
	5	%	9.3	13.9	6.0	10.2	8.1	11.3	10.1	8.5		10.4	9.9	8.0
	6	%	10.2	9.0	11.8	9.0	10.4	11.3	11.9	8.6		9.7	9.7	10.9
	7	%	14.0	12.7	16.0	12.4	19.5	8.6	13.5	14.5		11.8	15.9	13.9
	8	%	11.4	10.6	9.2	11.6	13.8	11.9	10.8	12.1		12.5	10.6	11.3
	9	%	4.4	3.7	4.1	4.8	4.6	3.8	3.1	5.7		2.7	5.4	4.8
	Extremely concerned (10)	%	11.0	7.7	6.6	10.8	14.9	15.7	11.2	10.9		4.1	13.8	13.3
Unsure	%	0.3	0.0	1.0	0.2	0.0	0.0	0.2	0.5		0.0	0.2	0.6	

			Region					Gender			Age			
			Canada 2023-04	Atlantic	Quebec	Ontario	Prairies	British Columbia	Male	Female	Other	18 to 34	35 to 54	55 plus
Question - As you might have heard, there have been some recent discussions about reforming Canada's bail system to have stricter rules regarding who can be released on bail. Some people say having a "tough on crime" approach to bail increases public safety, while others say it will put more people who are legally innocent in jails. Which statement best describes your views? [ROTATE]	Total	Unwgt N	1063	112	187	380	219	165	566	495	2	207	383	473
		Wgt N	1002	67	231	389	175	140	490	510	2	268	323	411
	A "tough on crime" approach to bail increases public safety	%	60.0	49.5	58.5	60.1	63.9	62.1	62.5	57.8		52.7	60.2	64.5
	A "tough on crime" approach to bail will put more people who are legally innocent in jails	%	18.9	20.1	15.0	21.0	16.7	22.0	16.4	21.2		25.5	16.8	16.4
	Unsure	%	21.1	30.4	26.6	19.0	19.4	15.9	21.1	21.0		21.9	23.1	19.1

Nanos conducted an RDD dual frame (land- and cell- lines) hybrid telephone and online random survey of 1,063 Canadians, 18 years of age or older, between April 2nd and 6th, 2023. The margin of error for this survey is ±3.0 percentage points, 19 times out of 20.