

Overall quality of life continues to score highly among residents of Tecumseh; most think the Town is heading in the right direction and nine in ten would recommend it as a place to live.



The research gauged the opinions among residents of the Town of Tecumseh on overall quality of life in the Town, issues of concern, importance and satisfaction with Town services, strategic goals, recreational activities, housing and communications with the Town.

Nanos conducted an RDD random telephone survey of 404 residents of the Town of Tecumseh, 18 years of age or older, between February 22nd to March 19th, 2023.

The margin of error for a random survey of 404 residents of the Town of Tecumseh is ± 4.9 percentage points, 19 times out of 20.

The research was commissioned by the Town of Tecumseh and was conducted by Nanos Research.

A similar open-link online survey was available to residents via a link on the town's website and 53 residents participated. This allowed for further public engagement by offering the survey to residents who may not have received a telephone call. The results of that open-link online survey are not included in this report and were provided separately to the Town of Tecumseh.

Key Findings

1

Quality of life scores highly among residents of Tecumseh; most think the Town is heading in the right direction

Over nine in ten residents say the overall quality of life in Tecumseh is very good (58%, up from 51%) or good (37%). Close to eight in ten say the Town is heading in the right direction (79%).

2

Satisfaction with Town services remains high

Over nine in ten residents report being very satisfied (62%) or somewhat satisfied (35%) with services provided by the Town of Tecumseh. Residents are most likely to say road infrastructure is what is in most need of improvement in the Town (28%, up from 10% in 2019).

3

Nine in ten residents are likely to recommend the Town of Tecumseh as a place to live

A very strong majority of residents (90%) are likely to recommend the Town of Tecumseh to friends and family as a place to live, including over half (58%) who are extremely likely to do so (score a 10 out of 10).

4

Residents rate the Town highly when it comes to raising a family, safety and it being welcoming

The Town is rated highly when it comes to it being a safe place to live (mean of 8.9), a place to raise a family (mean of 9.1) and a place where everyone is welcome (mean of 9.0) but scored lower regarding home affordability (mean of 6.1).

Key Findings - Continued

5

Environmentally and fiscally sustainable infrastructure scores highest importance in terms of strategic priority

Asked to rate the importance of the strategic goals for the Town of Tecumseh, residents attributed a higher importance to ensuring any infrastructure built is environmentally and fiscally sustainable (mean of 8.4), followed by continuously improving the Town’s services and programs (mean of 7.9).

6

Residents are most likely to say the Town needs more retirement homes and single detached family homes

Over six in ten residents say the Town is in need of more retirement homes (65%). This was followed by single detached family homes (60%). Residents were less likely to say the Town is in need of Town houses (42%) and over one in four (26%) say the Town is not in need of more apartments.

7

Residents’ reported communications with the Town about issues are consistent with previous waves

Over one in two residents (55%) say they have contacted the Town about an issue or concern and of those, about two thirds say they are very (36%) or somewhat satisfied (27%) with how it was dealt with, which is consistent with results from 2019.

8

Nearly all residents visited the Town’s website say they were able to find what they were looking for

A majority of residents (62%) say they have visited the Town’s website, and among those who have, over nine in ten (95%) say they were able to find what they were looking for.

Most important issue of concern

Q – I would like to begin by having you tell me what you consider to be the most important issue of concern facing Tecumseh today.

[CAPTURE ONE MENTION ONLY][OPEN]

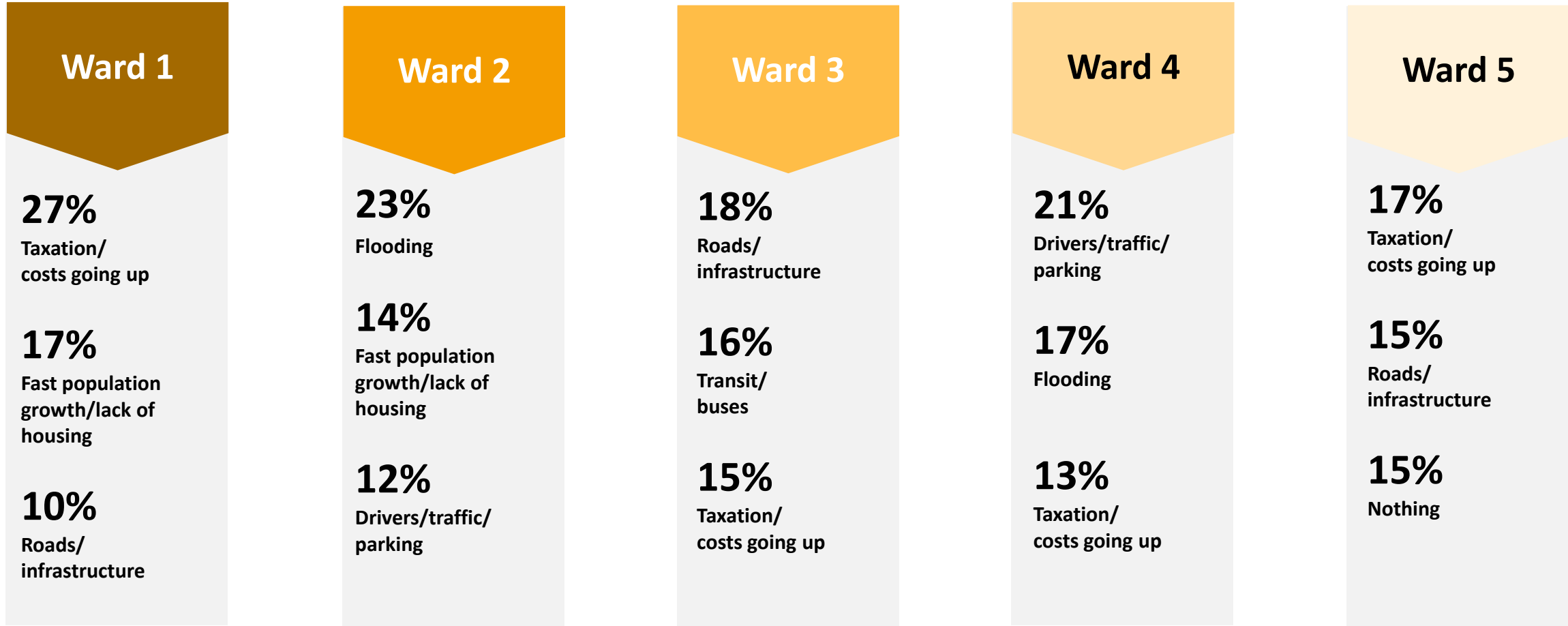
	Frequency (n=325)	
T O P R E S P O N S E S	Taxation/costs going up	16.8%
	Roads/infrastructure	12.9%
	Fast population growth/not enough housing	12.7%
	Flooding	11.6%
	Drivers/ traffic/ parking	10.7%
	Nothing	8.8%
	Crime	4.7%
	Public transportation/ buses	4.6%

Source: Nanos Research, RDD random telephone survey, February 22nd to March 19th, 2023, n=325, accurate 5.4 percentage points plus or minus, 19 times out of 20.

Most important issue of concern - By Ward

Q

I would like to begin by having you tell me what you consider to be the most important issue of concern facing Tecumseh today. [CAPTURE ONE MENTION ONLY][OPEN]

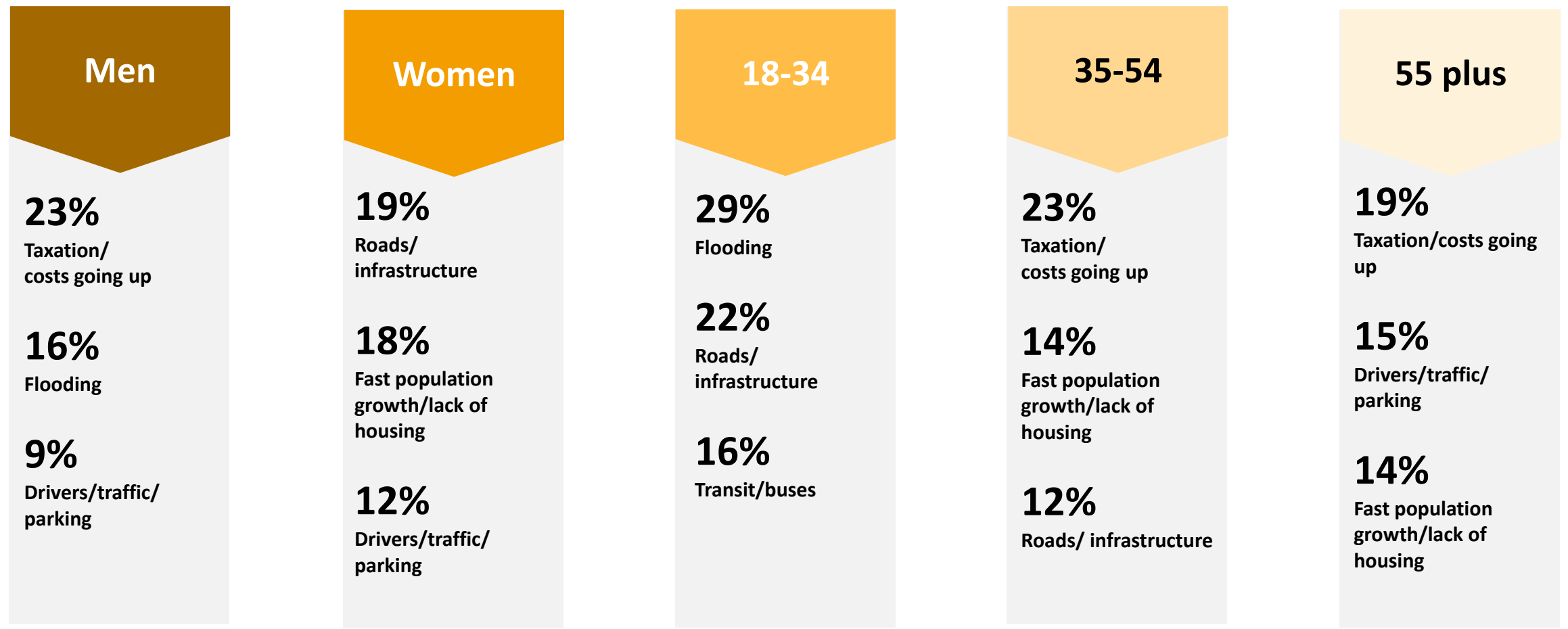


Source: Source: Nanos Research, RDD random telephone survey, February 22nd to March 19th, 2023, n=325, accurate 4.9 percentage points plus or minus, 19 times out of 20.

Most important issue of concern - By gender and age

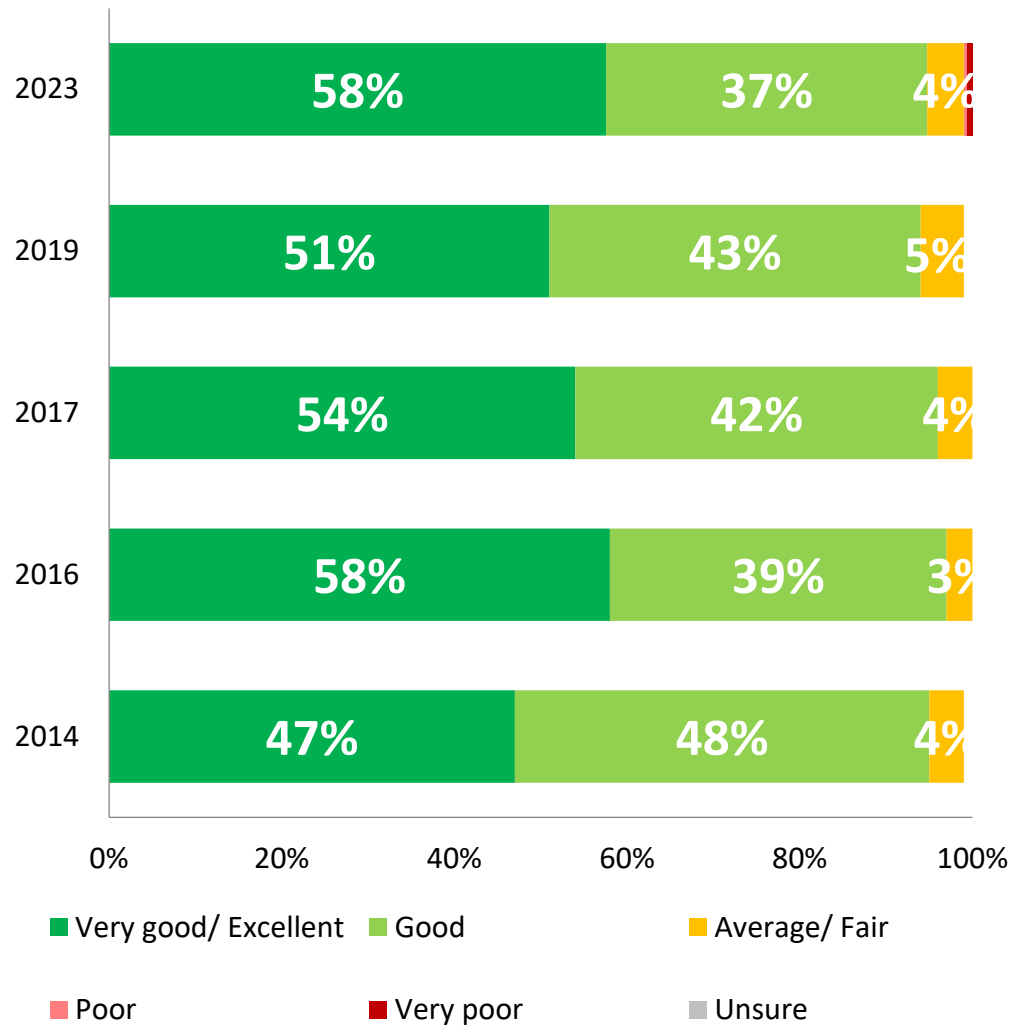


I would like to begin by having you tell me what you consider to be the most important issue of concern facing Tecumseh today. [CAPTURE ONE MENTION ONLY][OPEN]



Source: Source: Nanos Research, RDD random telephone survey, February 22nd to March 19th, 2023, n=325, accurate 4.9 percentage points plus or minus, 19 times out of 20.

The quality of life in Tecumseh



Over **9 in 10** residents

say the quality of life in Tecumseh is very good or good. Older residents aged 55 plus were more likely to say the overall quality of life is very good (66%) than younger residents (18-34) (34%).

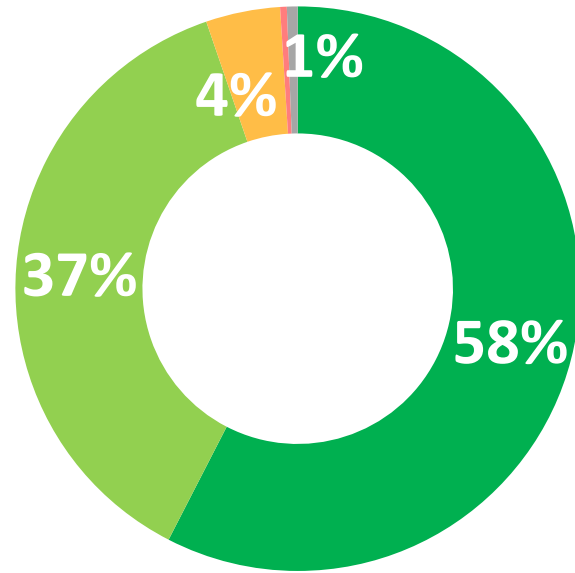
*Weighted to the true population proportion.
 *Charts may not add up to 100 due to rounding.

Q – How would you rate the overall quality of life in Tecumseh today? Would you say it is...

Source: Nanos Research, RDD random telephone survey, February 22nd to March 19th, 2023, n=404, accurate 4.9 percentage points plus or minus, 19 times out of 20.

The overall quality of life in Tecumseh by demographics

Q – How would you rate the overall quality of life in Tecumseh today? Would you say it is...



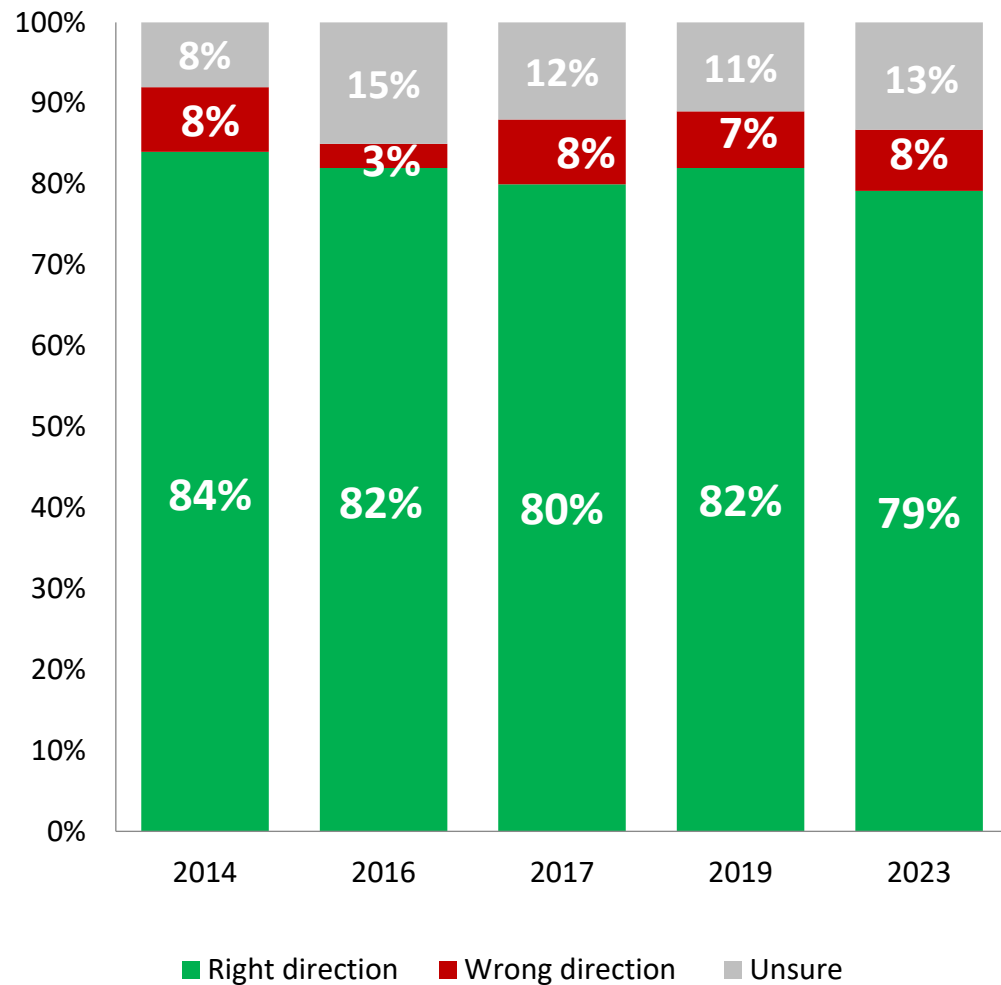
■ Very good ■ Good ■ Average
■ Poor ■ Very poor ■ Unsure

	Ward 1 (n=77)	Ward 2 (n=77)	Ward 3 (n=92)	Ward 4 (n=87)	Ward 5 (n=71)
Very good	53.6%	64.7%	61.8%	54.4%	48.6%
	Men (n=174)	Women (n=230)	18 to 34 (n=48)	35 to 54 (n=138)	55 plus (n=218)
	56.3%	58.7%	34.2%	60.8%	65.6%

*Weighted to the true population proportion.
 *Charts may not add up to 100 due to rounding.

Source: Nanos Research, RDD random telephone survey, February 22nd to March 19th, 2023, n=404, accurate 4.9 percentage points plus or minus, 19 times out of 20.

Direction of Town of Tecumseh



Close to **8 in 10** residents

say the Town is moving in the right direction overall. This is consistent with the previous waves of research.

*Weighted to the true population proportion.

*Charts may not add up to 100 due to rounding.

Q – Overall, would you say the Town of Tecumseh is going in the right direction or the wrong direction?

Source: Nanos Research, RDD random telephone survey, February 22nd to March 19th, 2023, n=404, accurate 4.9 percentage points plus or minus, 19 times out of 20.

The current direction of Town of Tecumseh

Q – Overall, would you say the Town of Tecumseh is going in the right direction or the wrong direction?

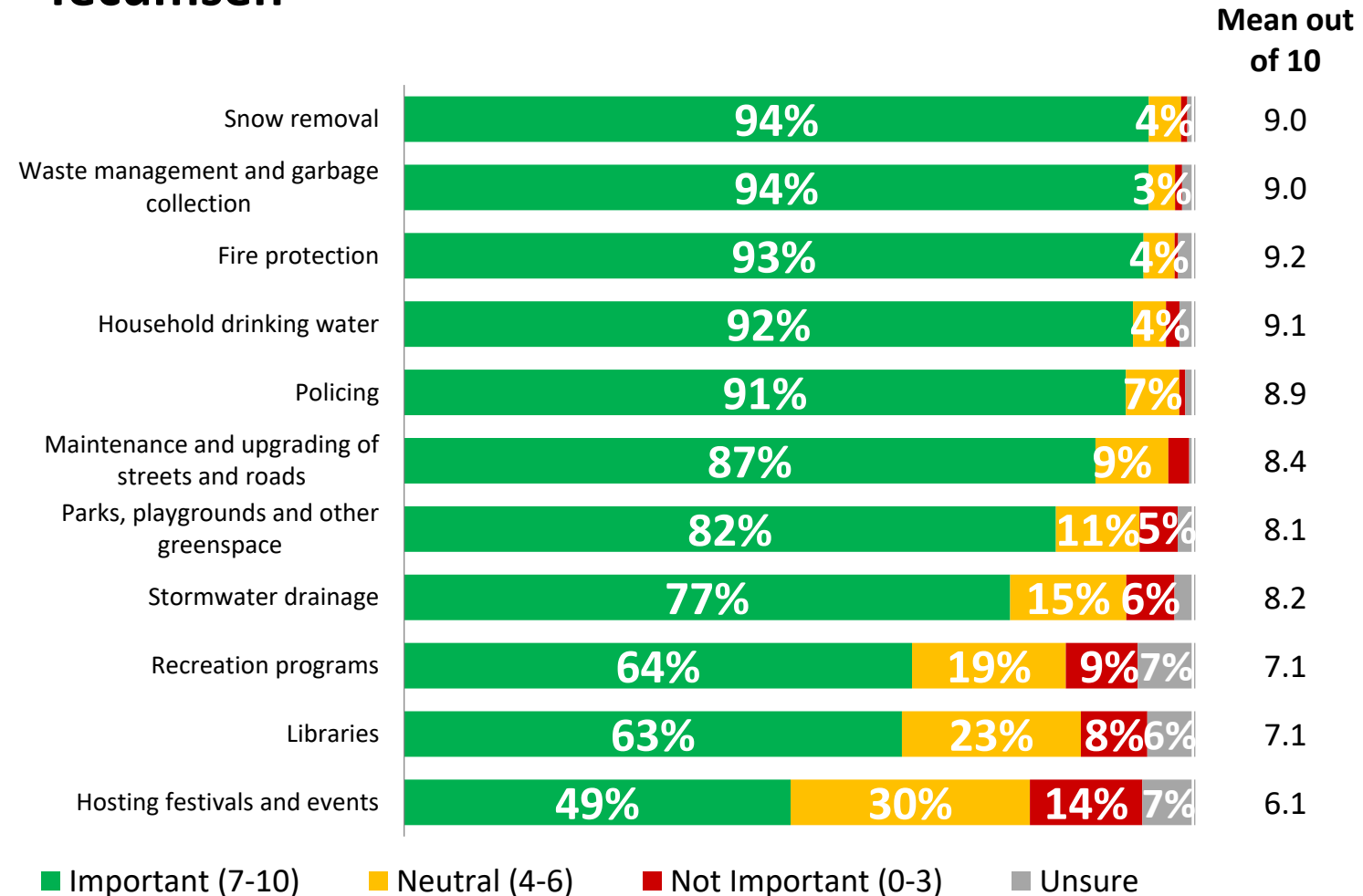
Right Direction					Wrong Direction				
Ward 1 (n=77)	Ward 2 (n=77)	Ward 3 (n=92)	Ward 4 (n=87)	Ward 5 (n=71)	Ward 1 (n=77)	Ward 2 (n=77)	Ward 3 (n=92)	Ward 4 (n=87)	Ward 5 (n=71)
77.8%	84.6%	82.4%	77.6%	69.2%	9.8%	7.4%	5.4%	3.2%	11.4%
Men (n=174)	Women (n=230)	18 to 34 (n=48)	35 to 54 (n=138)	55 plus (n=218)	Men (n=174)	Women (n=230)	18 to 34 (n=48)	35 to 54 (n=138)	55 plus (n=218)
81.0%	77.5%	77.5%	82.1%	78.1%	5.1%	9.8%	10.4%	7.7%	6.3%

Source: Nanos Research, RDD random telephone survey, February 22nd to March 19th, 2023, n=404, accurate 4.9 percentage points plus or minus, 19 times out of 20.

Overall, residents of the Town of Tecumseh are most likely to attribute the highest importance to snow removal, waste management, fire protection, water and policing.

Younger residents (18-34) attribute lower importance to hosting festivals and events (mean of 4.1 compared to 6.8 for those 55 and older), recreation (mean of 6.2 compared to mean of 7.4 for those 55 and over) and parks, playgrounds and greenspaces (mean of 7.1, compared to 8.5 for those 35-54), and higher importance to snow removal (mean of 9.4, compared to 8.7 for those 55 and older).

Importance of services provided by the Town of Tecumseh



*Weighted to the true population proportion.

*Charts may not add up to 100 due to rounding.

Source: Nanos Research, RDD random telephone survey, February 22nd to March 19th, 2023, n=404, accurate 4.9 percentage points plus or minus, 19 times out of 20.

Q – I am going to read to you a list of services provided by the Town of Tecumseh. For each one, I would like you to tell me how important this service is to you using a 0-10 scale where a 0 means this service is “not at all important” and a “10” means it is “very important”: [RANDOMIZE]

Satisfaction with the Town of Tecumseh



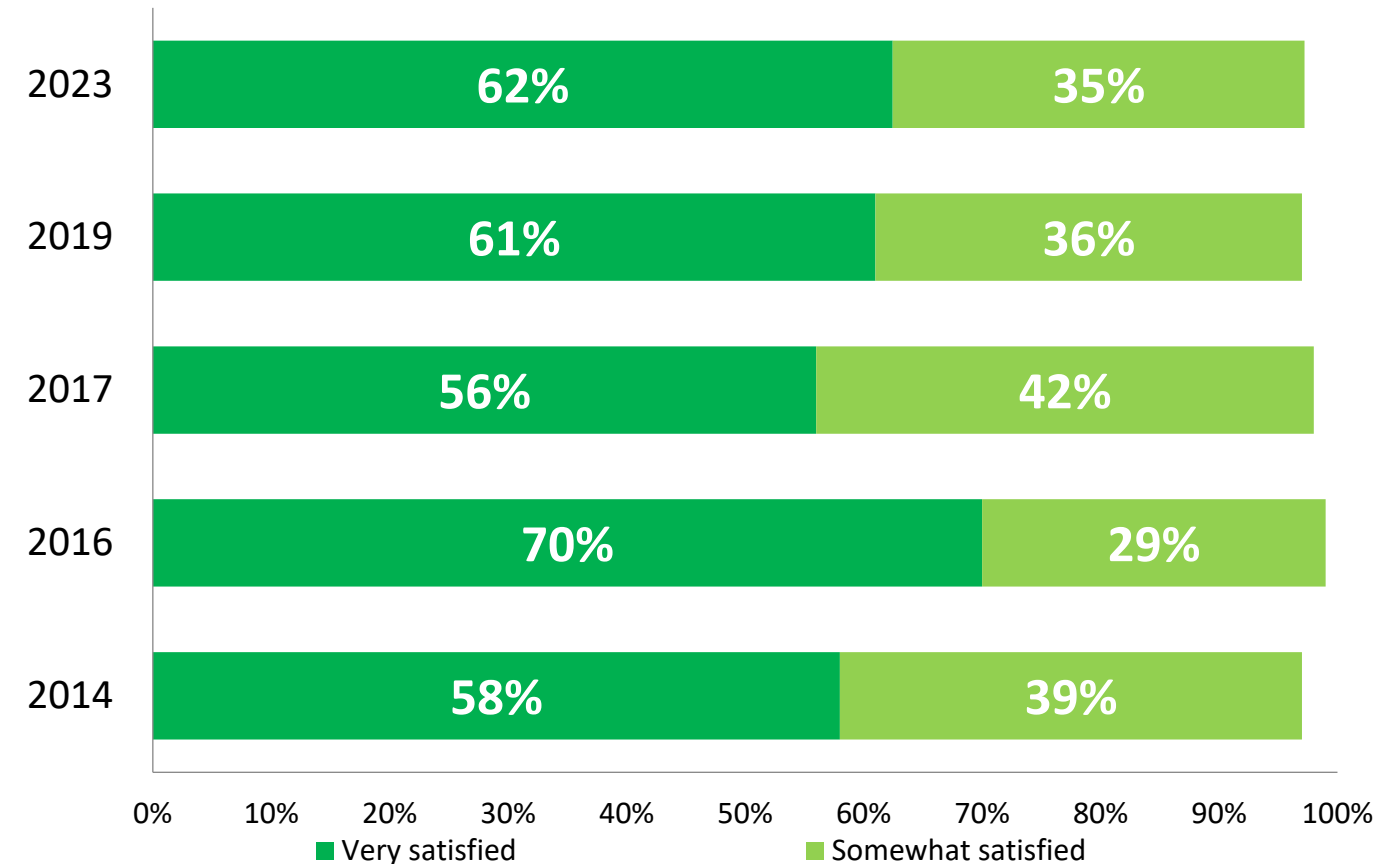
“

Overall, a majority of residents of the Town of Tecumseh say they are very satisfied with the services provided by the Town (63%), and an additional 35 per cent report being somewhat satisfied. Only one per cent are very dissatisfied or somewhat dissatisfied.

”

Consistent with the previous wave of research in 2019, more than nine in ten residents are very or somewhat satisfied with services provided by the Town of Tecumseh. Only one per cent report being very dissatisfied or somewhat dissatisfied.

Satisfaction with the services provided by the Town of Tecumseh



*Weighted to the true population proportion.

*Charts may not add up to 100 due to rounding.

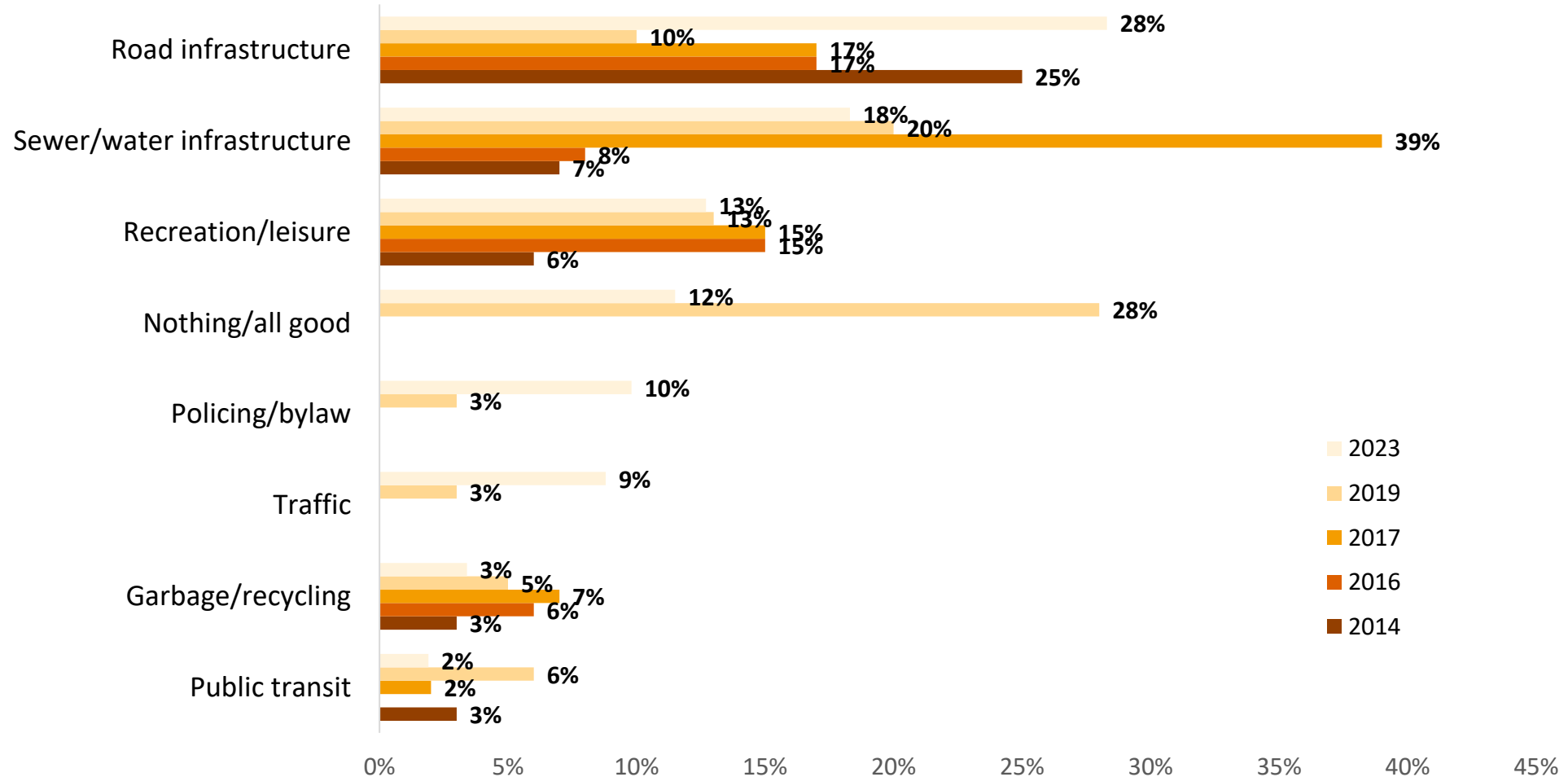
*Tracking data only available for the response options very satisfied/somewhat satisfied.

Q – Overall, how satisfied are you with the services provided to you by the Town of Tecumseh?

Source: Nanos Research, RDD random telephone survey, February 22nd to March 19th, 2023, n=404, accurate 4.9 percentage points plus or minus, 19 times out of 20.

Improving the Town of Tecumseh – Top mentions

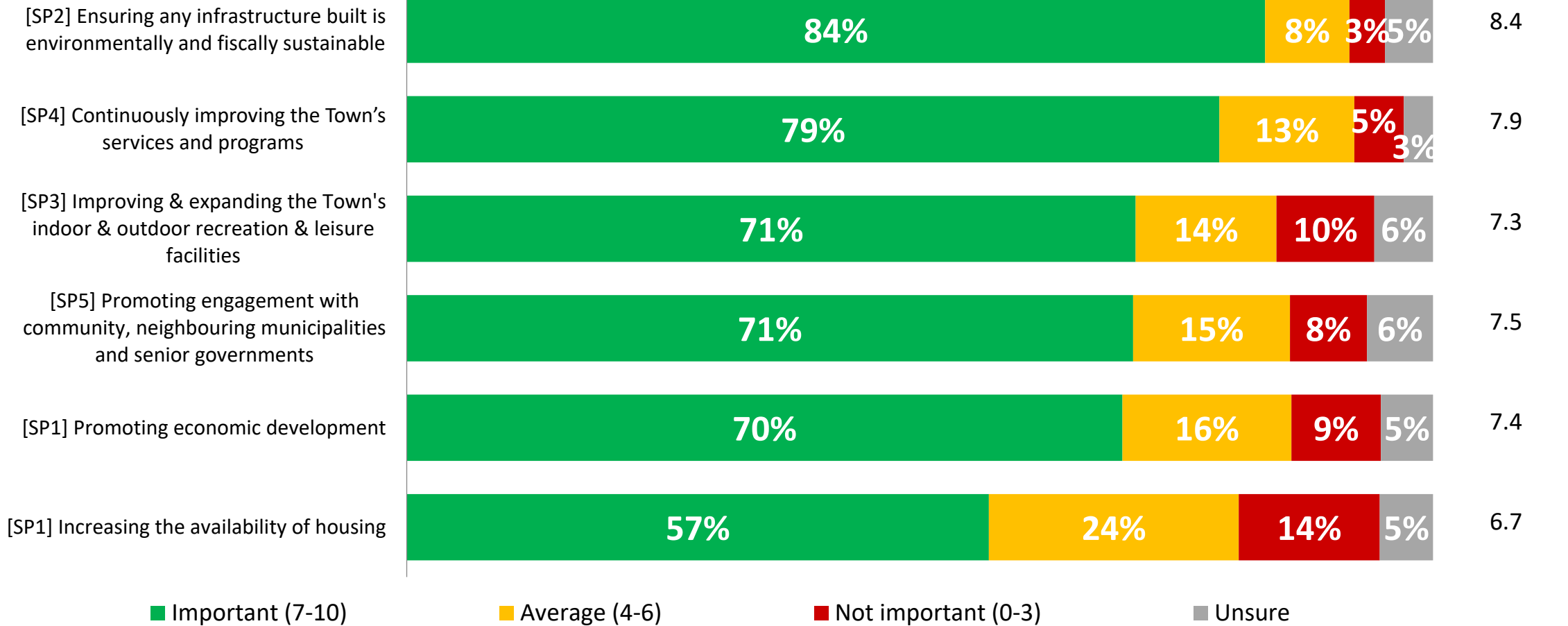
Q – What specific Town services would you say are most in need of improvement? [OPEN] [CAPTURE MULTIPLE MENTIONS]



Source: Nanos Research, RDD random telephone survey, February 22nd to March 19th, 2023, n=336, accurate 5.3 percentage points plus or minus, 19 times out of 20.

Importance of each strategic goal for the Town of Tecumseh

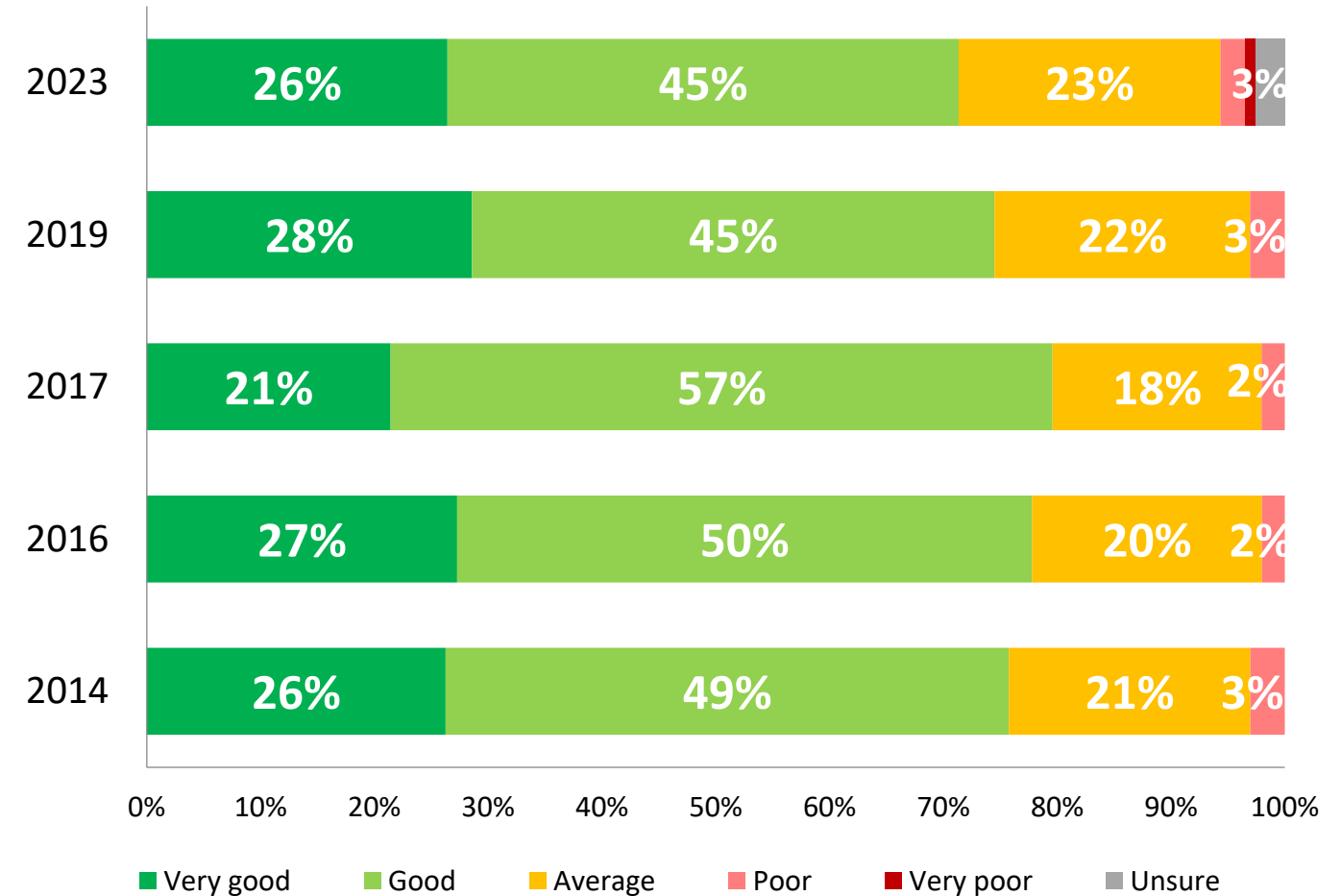
Q – On a scale from 0 to 10, where 0 is not at all important and 10 is extremely important, how important are the following strategic goals for the Town of Tecumseh? [RANDOMIZE]



Source: Nanos Research, RDD random telephone survey, February 22nd to March 19th, 2023, n=404, accurate 4.9 percentage points plus or minus, 19 times out of 20.

Perceived value of their tax dollars remains strong and consistent with previous waves with a majority who say the value they receive for the tax dollars that they pay towards these services is good (45%) or very good (26%). Younger residents (18-34) were more likely to say the value is average (37%) compared to older residents (16% of those 55 plus).

The value for the tax dollars in the Town of Tecumseh



*Weighted to the true population proportion.

*Charts may not add up to 100 due to rounding.

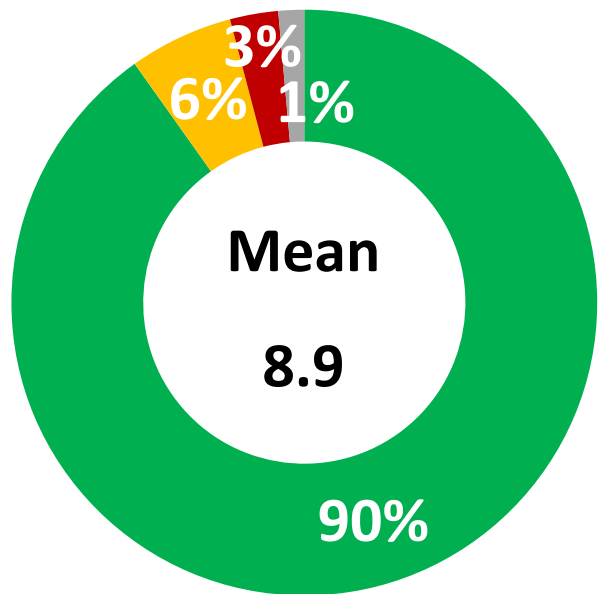
Source: Nanos Research, RDD random telephone survey, February 22nd to March 19th, 2023, n=404, accurate 4.9 percentage points plus or minus, 19 times out of 20.

Q – Approximately one half of the property taxes that you pay go to the Town of Tecumseh. Thinking about all of the services you receive from the Town of Tecumseh, how much value would you say you receive for the tax dollars that you pay towards these services? Would you say the value you receive is...

The likelihood of recommending the Town of Tecumseh to friends and family as a place to live



Q – On a scale from 0 to 10, where 0 is not at all likely and 10 is extremely likely, how likely are you to recommend the Town of Tecumseh to friends and family as a place to live?



■ Likely (7-10) ■ Neutral (4-6) ■ Not likely (0-3) ■ Unsure

*Weighted to the true population proportion.

*Charts may not add up to 100 due to rounding.

9 in 10 residents

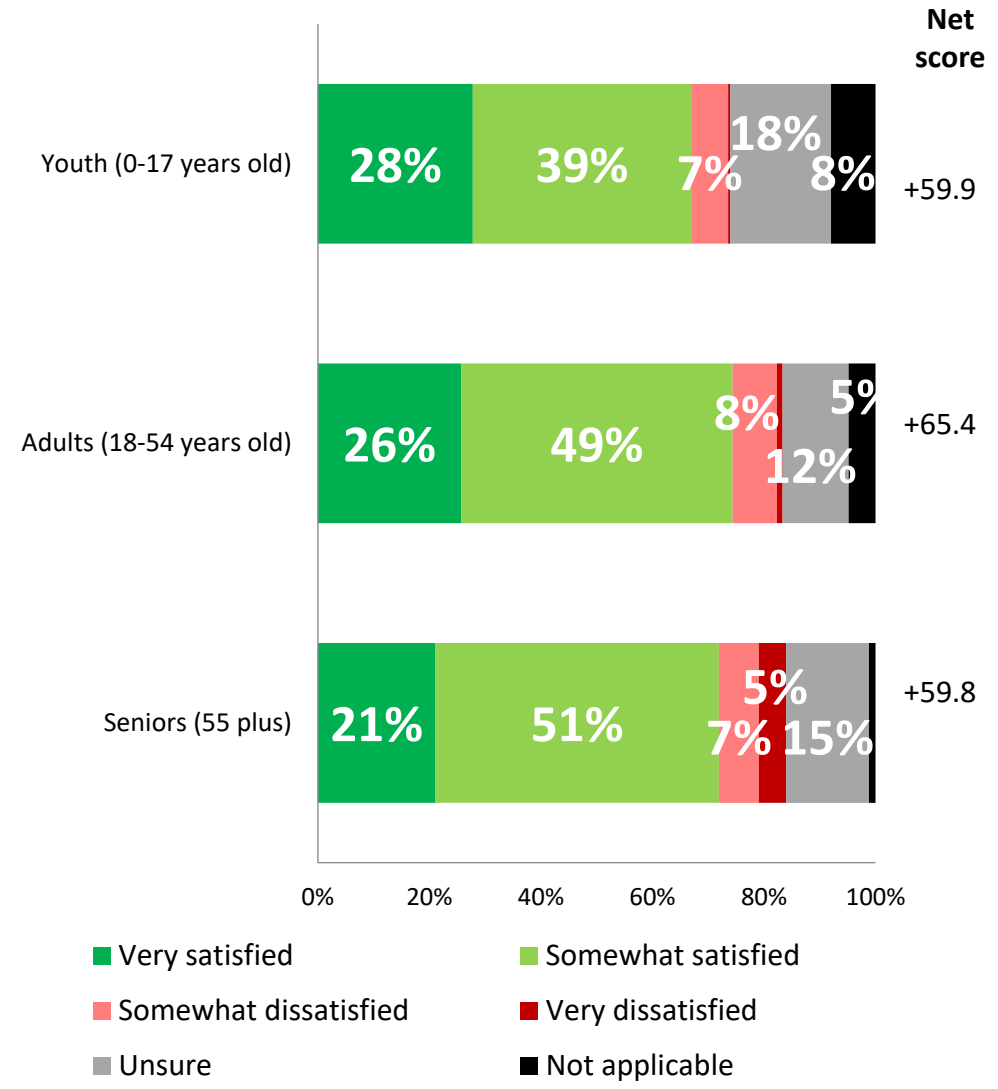
Say they are likely to recommend the Town of Tecumseh to friends and family as a place to live, with nearly six in ten (58%) who said they are extremely likely to do so (score of 10 out of 10).

Source: Nanos Research, RDD random telephone survey, February 22nd to March 19th, 2023, n=404, accurate 4.9 percentage points plus or minus, 19 times out of 20.

Satisfaction with the diversity of services and amenities in the Town of Tecumseh

About **3 in 4** residents

are very or somewhat satisfied with the diversity of parks and recreation services and amenities in the Town of Tecumseh for adults and seniors, and over six in ten say the same for services and amenities for youth.



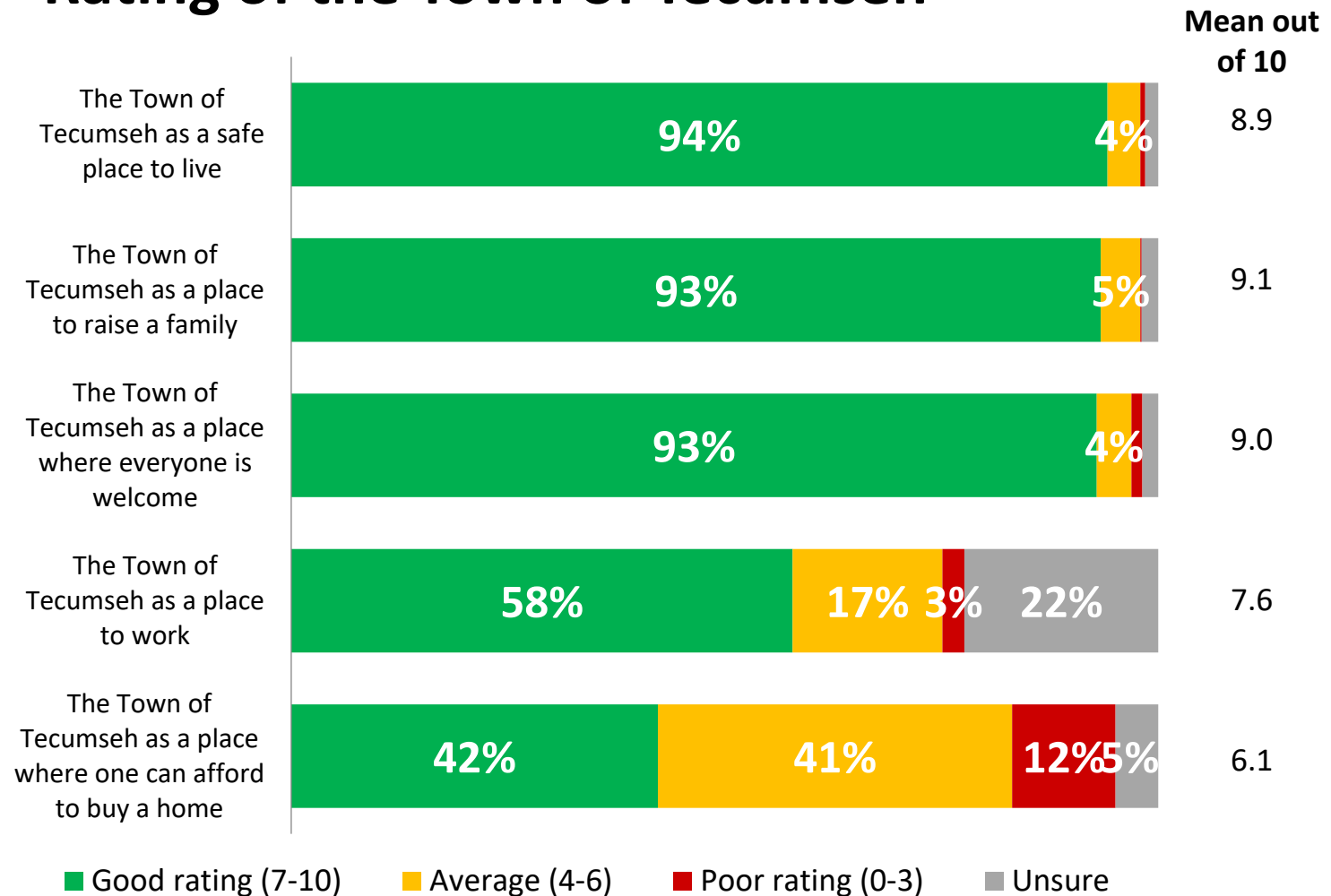
*Weighted to the true population proportion.
 *Charts may not add up to 100 due to rounding.

Q – Are you very satisfied, somewhat satisfied, somewhat dissatisfied or very dissatisfied with the diversity of parks and recreation services and amenities in the Town of Tecumseh for the following age groups:

Source: Nanos Research, RDD random telephone survey, February 22nd to March 19th, 2023, n=404, accurate 4.9 percentage points plus or minus, 19 times out of 20.

Residents rate the Town of Tecumseh high when it comes to it being a safe place to live, a place to raise a family and a place where everyone is welcome. It scores lowest when it comes to a place where it is affordable to buy a home.

Rating of the Town of Tecumseh

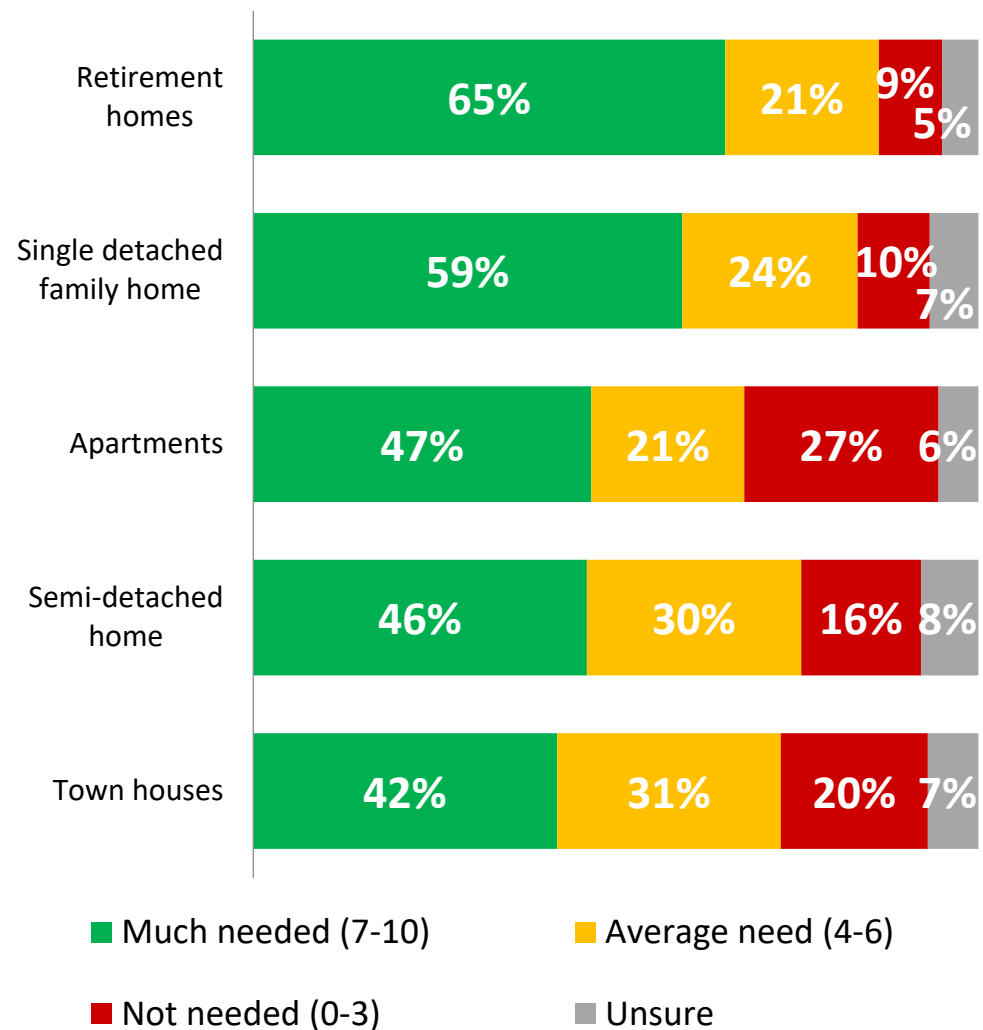


*Weighted to the true population proportion.

*Charts may not add up to 100 due to rounding.

Source: Nanos Research, RDD random telephone survey, February 22nd to March 19th, 2023, n=404, accurate 4.9 percentage points plus or minus, 19 times out of 20.

Type of housing needed in the Town of Tecumseh



Close to **2 in 3** residents

say the Town is very much in need of more retirement homes. This was followed by single detached family homes. While close to one in two say the Town needs more apartments, over one in four say the opposite, that the Town is not in need of more apartments.

*Weighted to the true population proportion.
 *Charts may not add up to 100 due to rounding.

Q – On a scale of 0 to 10 where 0 is no need at all and 10 is very much needed, how much do you think the Town of Tecumseh is in need of more of the following types of housing?

Source: Nanos Research, RDD random telephone survey, February 22nd to March 19th, 2023, n=404, accurate 4.9 percentage points plus or minus, 19 times out of 20.

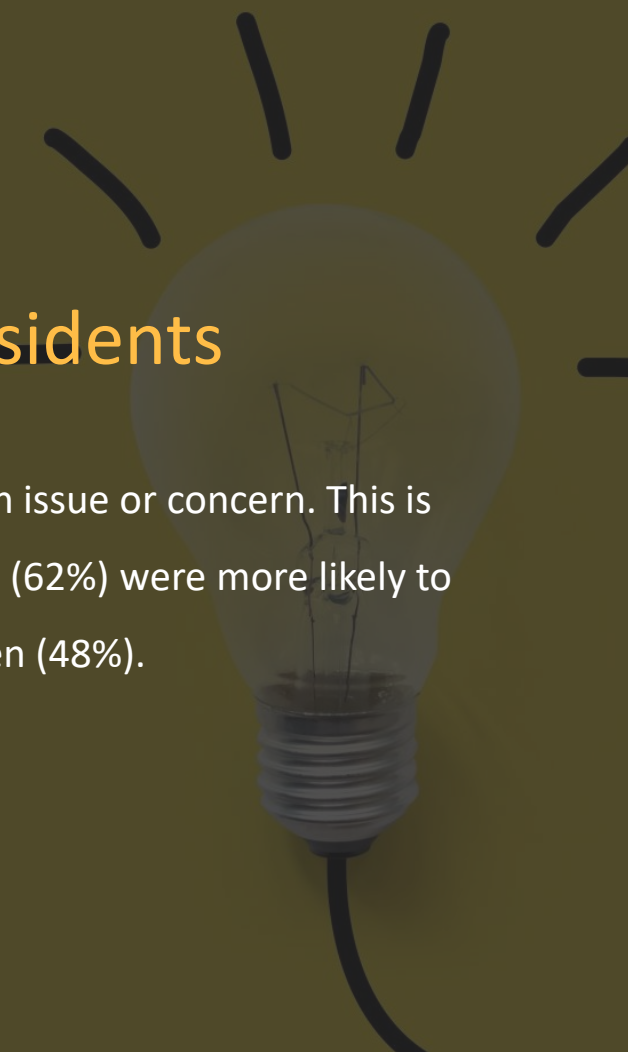
Communications

“

Engagement with the Town remains consistent with the previous wave with over one in two who say they have contacted the Town about an issue or concern, and most report being very or somewhat satisfied with their interaction.

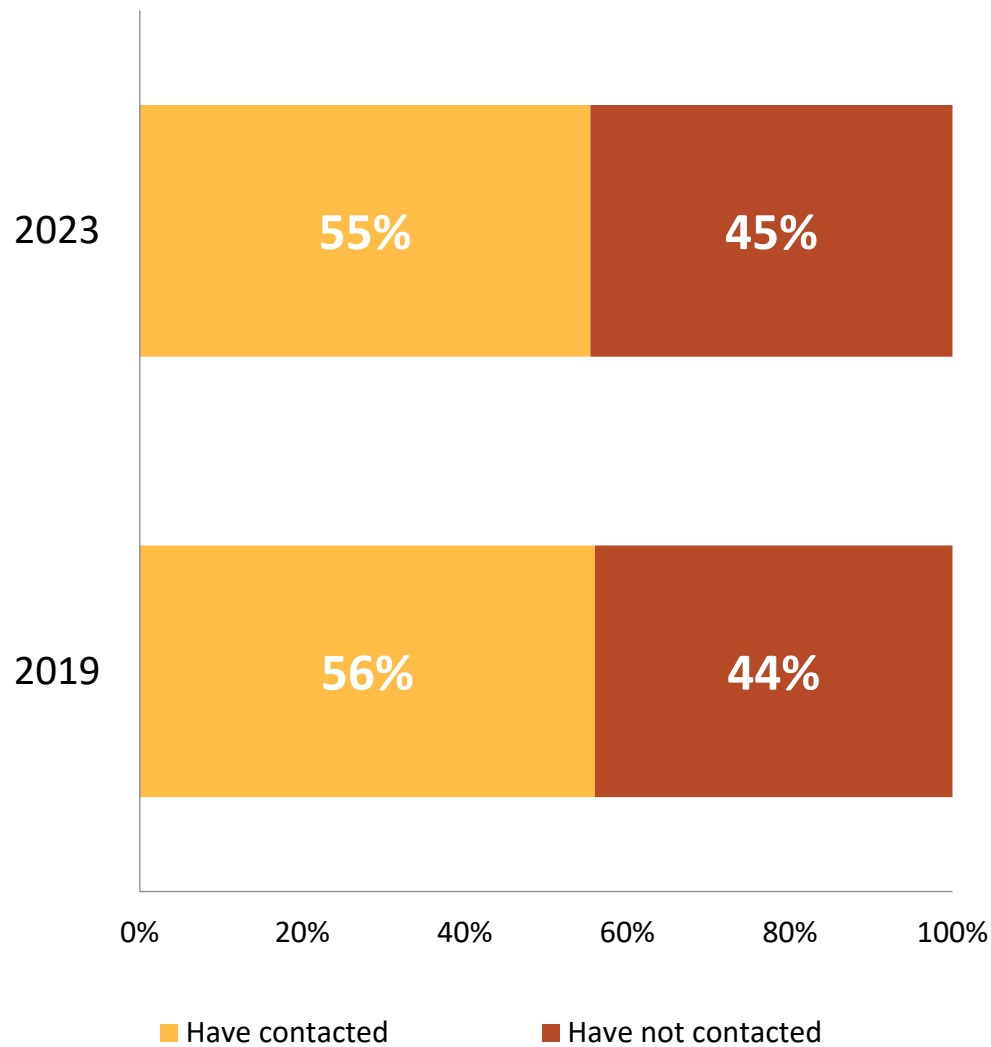
”

Contacting the town about an issue or concern



Over **1 in 2** residents

report having contacted the Town about an issue or concern. This is consistent with results from 2019. Women (62%) were more likely to report having contacted the Town than men (48%).



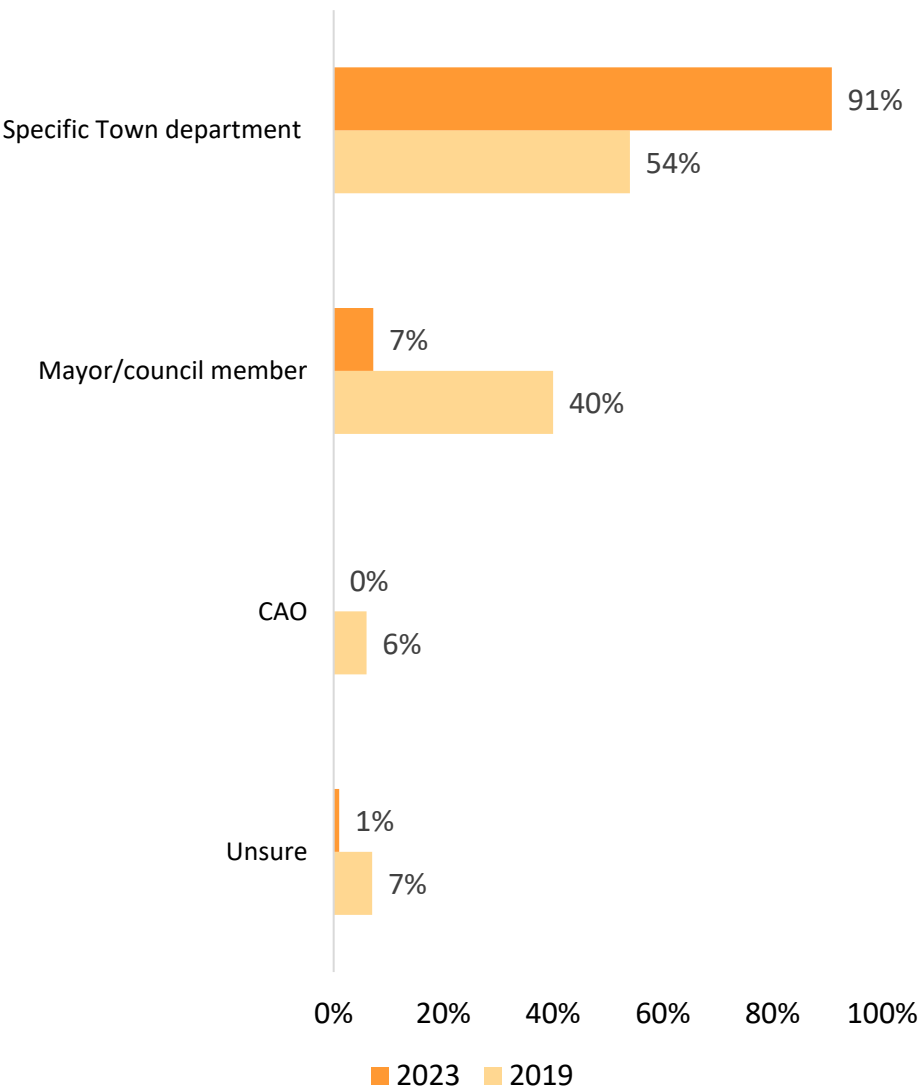
*Weighted to the true population proportion.
*Charts may not add up to 100 due to rounding.

Q – Have you ever contacted or not ever contacted someone from the Town of Tecumseh about a specific issue or concern?

Source: Nanos Research, RDD random telephone survey, February 22nd to March 19th, 2023, n=404, accurate 4.9 percentage points plus or minus, 19 times out of 20.

Department contacted

Residents who have contacted the Town are most likely to say they contacted specific Town departments such as public works (29%), parks and recreation (13%), Bylaw enforcement (10%) and building enforcement (10%).



*Weighted to the true population proportion.

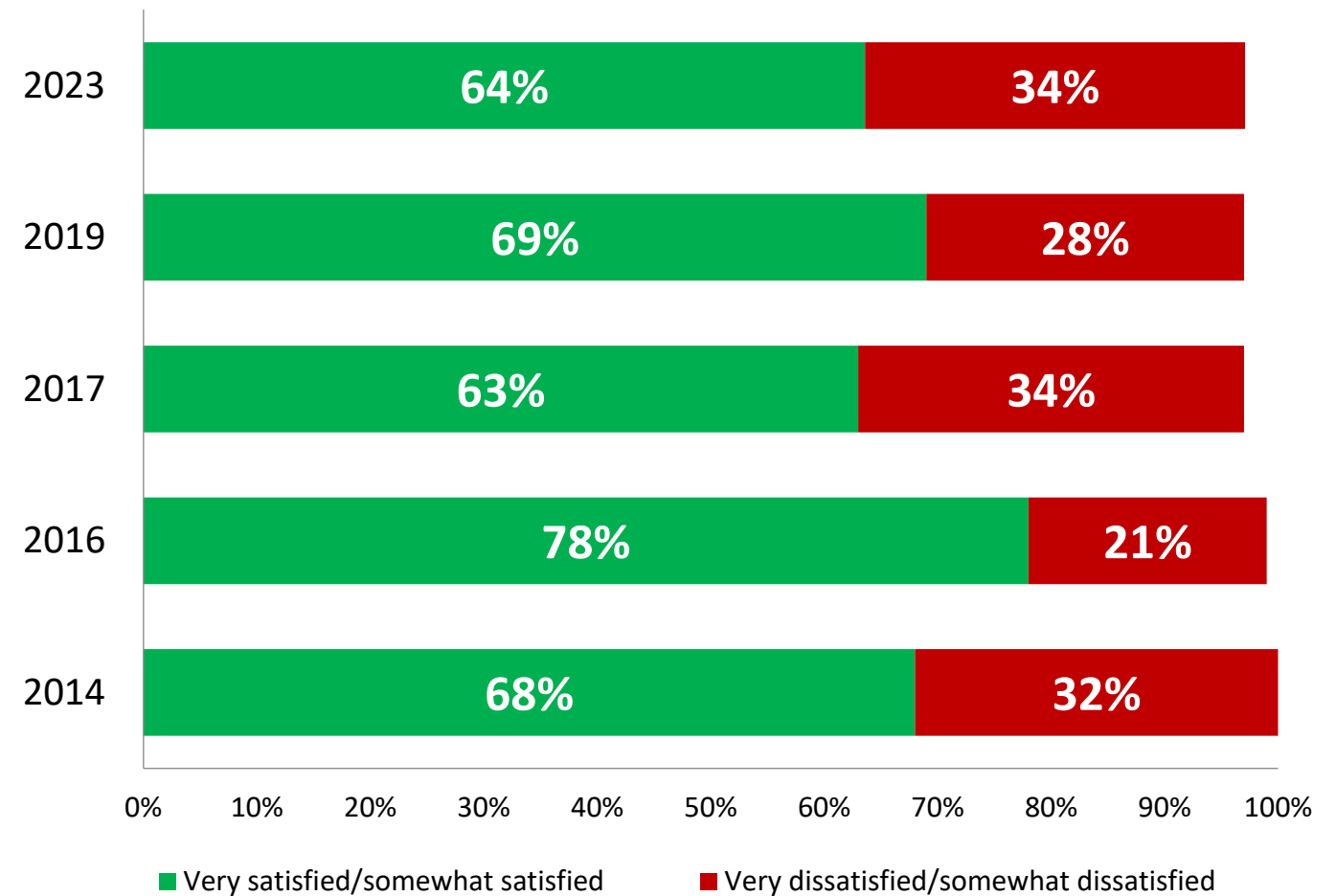
*Charts may not add up to 100 due to rounding.

Q – Which department did you contact? [OPEN]

Source: Nanos Research, RDD random telephone survey, February 22nd to March 19th, 2023, n=194, accurate 7.0 percentage points plus or minus, 19 times out of 20.

Consistent with the past two waves of research, about two in three residents who report having contacted the Town about an issue or concern say they are very or somewhat satisfied with how it was dealt with.

Satisfaction with how concerns were dealt with



*Weighted to the true population proportion.

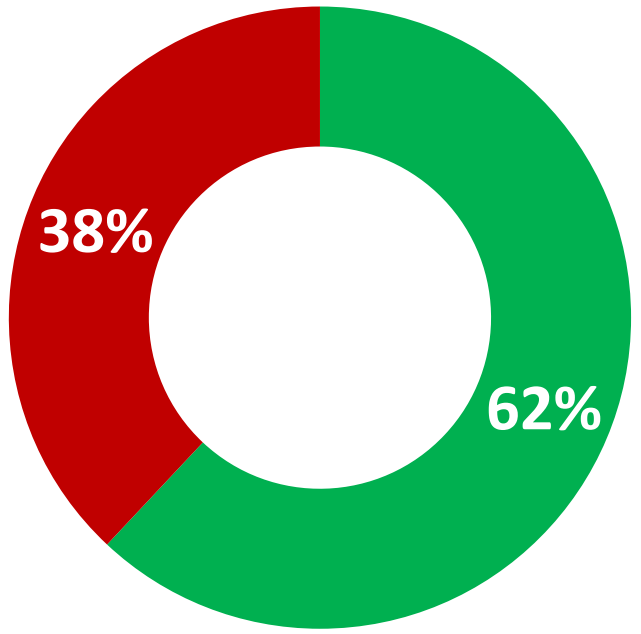
*Charts may not add up to 100 due to rounding.

*The response option unsure is excluded from this chart.

Source: Nanos Research, RDD random telephone survey, February 22nd to March 19th, 2023, n=220 residents who have contacted the Town, accurate 6.6 percentage points plus or minus, 19 times out of 20.

Q – Thinking about all the times you have contacted the Town about a particular issue, how satisfied are you that your concern or concerns were dealt with effectively? Overall, are you...

Visited the Town of Tecumseh's website



■ Have visited
 ■ Have not ever visited

6 in 10 residents

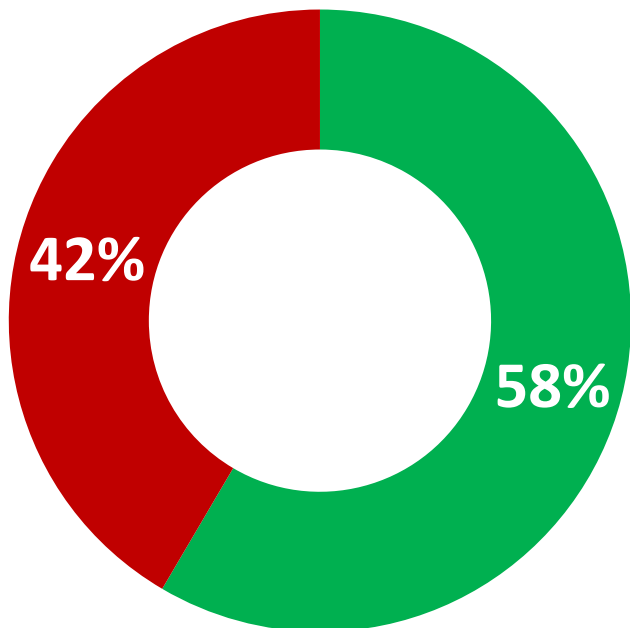
say they have visited the Town of Tecumseh's website and nearly all those who have visited it say they were able to find what they were looking for (95%, vs. five per cent who say they weren't able to find what they were looking for).

*Weighted to the true population proportion.
 *Charts may not add up to 100 due to rounding.

Q – Have you ever visited or not ever visited the Town of Tecumseh's website?
 Q – Were you able or not able to find what you were looking for?

Source: Nanos Research, RDD random telephone survey, February 22nd to March 19th, 2023, n=404, accurate 4.9 percentage points plus or minus, 19 times out of 20.

Awareness of the Town's website showing the live Council meetings



■ Aware ■ Not aware

	Ward 1 (n=77)	Ward 2 (n=77)	Ward 3 (n=92)	Ward 4 (n=87)	Ward 5 (n=71)
Aware	63.0%	55.8%	67.6%	45.9%	52.8%
	Men (n=174)	Women (n=230)	18 to 34 (n=48)	35 to 54 (n=138)	55 plus (n=218)
	50.3%	65.9%	61.0%	63.2%	54.4%

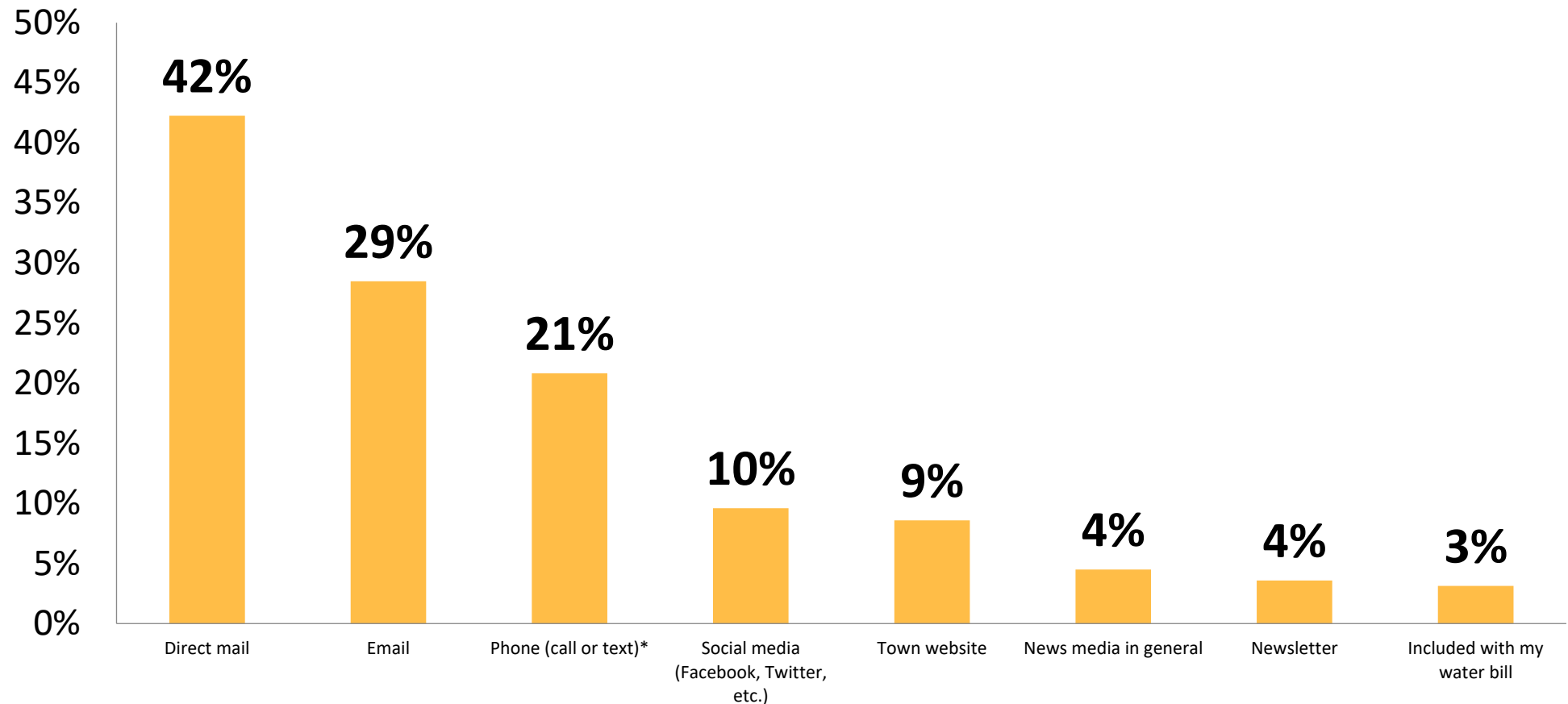
*Weighted to the true population proportion.
 *Charts may not add up to 100 due to rounding.

Q – Are you aware or not aware that you can watch Council meetings live online on the Town's website?

Source: Nanos Research, RDD random telephone survey, February 22nd to March 19th, 2023, n=404, accurate 4.9 percentage points plus or minus, 19 times out of 20.

The best way for the Town of Tecumseh to contact residents with important information

Q – What would be the best way or ways for the Town of Tecumseh to reach you with important information? [RANDOMIZE] (Select all that apply)



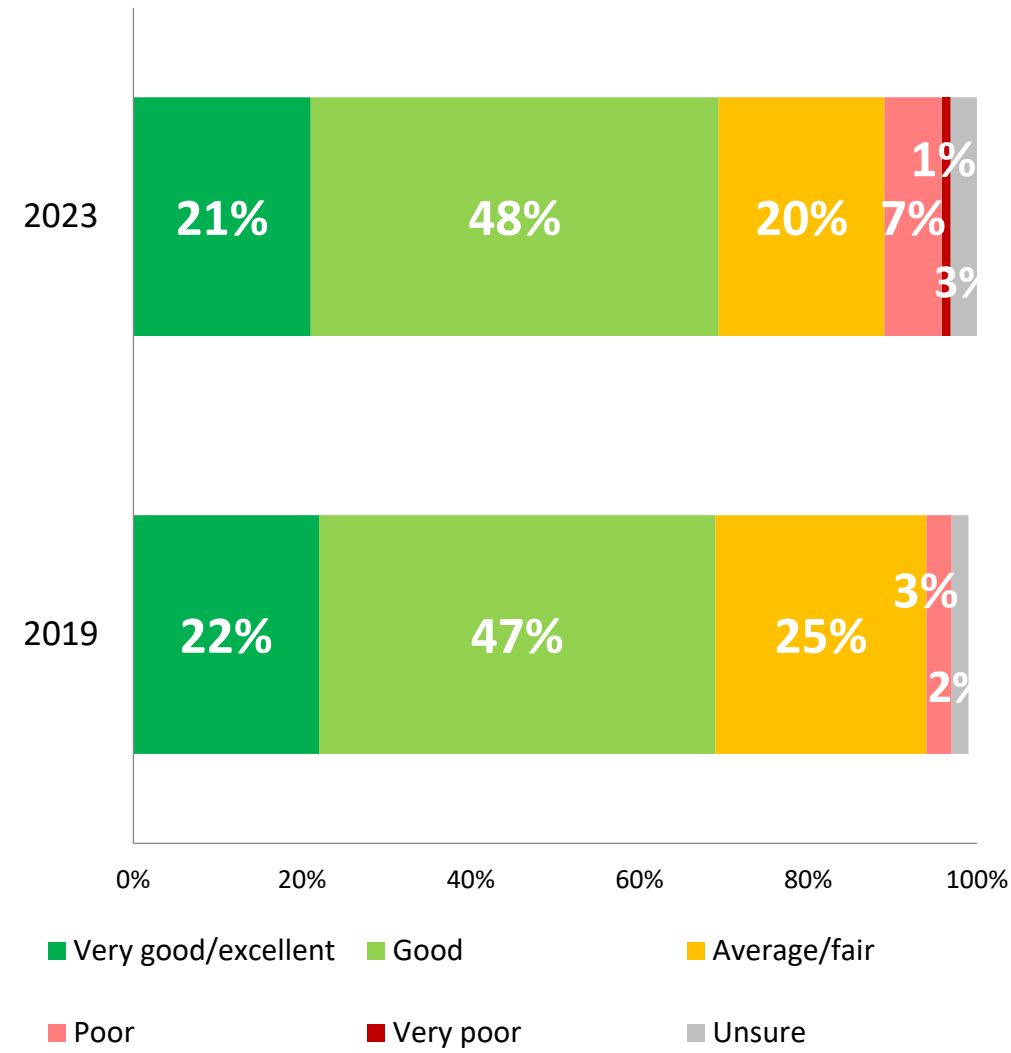
*Unprompted response

Source: Nanos Research, RDD random telephone survey, February 22nd to March 19th, 2023, n=404, accurate 4.9 percentage points plus or minus, 19 times out of 20.

Rating the job of the Town of Tecumseh in informing citizens about important issues

2 in 3 residents

say the Town of Tecumseh does a very good or good job informing its citizens about important issues. This is consistent with results from 2019. Younger residents were less likely to say the Town is doing a very good job (six per cent for those 18-34) compared to 26% of those 35-54 and 24% of those 55 plus.



*Weighted to the true population proportion.
 *Charts may not add up to 100 due to rounding.

Q – Overall, would you say the Town of Tecumseh does a very good, good, average, poor or very poor job of informing citizens about important issues?

Source: Nanos Research, RDD random telephone survey, February 22nd to March 19th, 2023, n=404, accurate 4.9 percentage points plus or minus, 19 times out of 20.

METHODOLOGY

Nanos conducted an RDD random telephone survey of 404 residents of the Town of Tecumseh, 18 years of age or older, between February 22nd to March 19th, 2023. Participants were randomly recruited by telephone using live agents and administered a survey. The sample is geographically stratified to be representative of the Town of Tecumseh.

Individuals were randomly called using random digit dialing with a maximum of five call backs.

The margin of error for a random survey of 404 residents of the Town of Tecumseh is ± 4.9 percentage points, 19 times out of 20.

The research was commissioned by the Town of Tecumseh and was conducted by Nanos Research.

Note: Charts may not add up to 100 due to rounding.



Element	Description	Element	Description
Research sponsor	Town of Tecumseh	Weighting of Data	The results were weighted by age and gender using the latest Census information (2021) and the sample is geographically stratified to ensure a distribution across all regions of the Town of Tecumseh. See tables for full weighting disclosure.
Population and Final Sample Size	404 residents of the Town of Tecumseh	Screening	Screening ensured potential respondents did not work in the market research industry, in the advertising industry, in the media or a political party prior to administering the survey to ensure the integrity of the data.
Source of Sample	Dynata	Excluded Demographics	Individuals younger than 18 years old; Individuals not location in the Town of Tecumseh; individuals without land lines could not participate.
Type of Sample	Probability	Stratification	By age and gender using the latest Census information (2021) and the sample is geographically stratified to be representative of Canada.
Margin of Error	±4.9 percentage points, 19 times out of 20.	Estimated Response Rate	Six percent, consistent with industry norms.
Mode of Survey	RDD random telephone survey	Question Order	Question order in the preceding report reflects the order in which they appeared in the original questionnaire.
Sampling Method Base	The sample included land-lines RDD (Random Digit Dialed) across the Town of Tecumseh.	Question Content	Between February 22 nd and March 1 st , a soft launch of the survey was conducted with a longer version of the questionnaire containing 64 questions. Results from the soft launch indicated that the length of the survey was over the target length for the scope of work and some questions were removed from the questionnaire due to this. The questionnaire was brought down to 52 questions. Questions that were only asked prior to March 1 st are excluded from this report, and all questions asked between March 1 st and 19 th are included in this report.
Demographics (Captured)	Ward number; Men and Women; 18 years and older; education. Six digit postal code was used to validate geography.	Question Wording	The questions in the preceding report are written exactly as they were asked to individuals.
Fieldwork/Validation	Live CATI interviews with live supervision to validate work.	Research/Data Collection Supplier	Nanos Research
Number of Calls	Maximum of five call backs.	Contact	Contact Nanos Research for more information or with any concerns or questions. http://www.nanos.co Telephone:(613) 234-4666 ext. 237 Email: info@nanosresearch.com.
Time of Calls	Individuals were called between 6:30-9:30pm local time for the respondent.		
Field Dates	February 22 nd to March 19 th , 2023.		
Language of Survey	The survey was conducted in English.		
Standards	Nanos Research is a member of the Canadian Research Insights Council (CRIC) and confirms that this research fully complies with all CRIC Standards including the CRIC Public Opinion Research Standards and Disclosure Requirements. https://canadianresearchinsightscouncil.ca/standards/		



nanos dimap analytika



NANOS RUTHERFORD MCKAY & Co.

As one of North America's premier market and public opinion research firms, we put strategic intelligence into the hands of decision makers. The majority of our work is for private sector and public facing organizations and ranges from market studies, managing reputation through to leveraging data intelligence. Nanos Research offers a vertically integrated full service quantitative and qualitative research practice to attain the highest standards and the greatest control over the research process. www.nanos.co

This international joint venture between [dimap](http://www.dimap.com) and [Nanos](http://www.nanos.co) brings together top research and data experts from North American and Europe to deliver exceptional data intelligence to clients. The team offers data intelligence services ranging from demographic and sentiment microtargeting; consumer sentiment identification and decision conversion; and, data analytics and profiling for consumer persuasion. www.nanosdimap.com

NRM is an affiliate of Nanos Research and Rutherford McKay Associates. Our service offerings are based on decades of professional experience and extensive research and include public acceptance and engagement, communications audits, and narrative development. www.nrmpublicaffairs.com

ABOUT NANOS

TABULATIONS



Any questions?



Nanos Research

(613) 234-4666, ext. 237

ea@nanosresearch.com

For more information on the firm, please visit www.nanos.co



Nanos services

- ✓ As premier market and public opinion research firms, we conduct research around the world for a variety of clients.
- ✓ Nanos offers a full suite of services ranging from bespoke research engagements to strategic assessments and mission planning. Our firm applies the latest machine learning algorithms to deliver exceptionally rigorous and insightful intelligence to clients.
- ✓ At Nanos, we believe that small steps can lead to large insights. We'll sit down with you to learn about your challenges and work on them together.
- ✓ For more information about how we can help, please visit us at:
www.nanos.co

Nanos Research offers a vertically integrated full service quantitative and qualitative research practice to exceed the highest standards.

Since

1987

top executives have turned to Nanos for world-class data and strategic insight.





2023-2078 – Town of Tecumseh – STAT SHEET

			Ward					Gender		Age			
			Tecumseh 2023-03	Ward 1	Ward 2	Ward 3	Ward 4	Ward 5	Male	Female	18 to 34	35 to 54	55 plus
Question - I would like to begin by having you tell me what you consider to be the most important issue of concern facing Tecumseh today. [OPEN] [CAPTURE ONE MENTION ONLY]	Total	Unwgt N	325	58	67	75	64	61	148	177	41	114	170
		Wgt N	323	68	87	78	36	54	163	160	71	98	154
	Flooding	%	11.6	8.7	23.3	3.3	16.7	4.8	15.9	7.2	28.8	11.4	3.8
	Roads/ infrastructure	%	12.9	10.1	11.5	18.3	6.8	15.4	7.3	18.7	21.6	12.0	9.6
	Taxation/costs going up	%	16.8	27.2	12.0	14.8	12.7	16.8	23.2	10.2	3.3	23.3	18.8
	Drivers/ traffic/ parking	%	10.7	8.1	12.1	5.7	21.1	11.8	9.1	12.3	1.1	10.8	15.0
	Recreation	%	2.6	5.9	2.2	3.3	0.0	0.0	3.6	1.6	0.0	3.0	3.6
	Population/ town growth/ housing	%	12.7	16.8	13.9	10.7	7.9	11.7	7.7	17.8	7.5	14.1	14.2
	Sewer/ water infrastructure	%	2.4	1.5	1.3	1.6	4.9	4.8	2.6	2.2	3.0	1.5	2.7
	Crime	%	4.7	4.3	1.3	2.4	11.7	9.5	4.2	5.3	8.9	3.7	3.5
	Public services (snow removal, garbage pick up)	%	2.7	3.0	0.9	4.1	7.2	0.0	1.6	3.7	0.0	3.7	3.2
	Nothing	%	8.8	3.2	11.0	9.0	4.5	15.0	6.7	10.9	2.2	9.7	11.2
	Revitalize the downtown core	%	1.1	1.5	2.1	0.8	0.0	0.0	1.1	1.0	0.0	1.9	1.1
	Support for seniors	%	0.9	1.5	0.0	2.5	0.0	0.0	0.8	1.0	0.0	0.0	1.9
	Public transportation/ buses	%	4.6	1.4	1.3	16.2	0.0	0.0	7.7	1.3	15.6	0.0	2.4
	Businesses closing/ lack of stores	%	0.9	1.6	0.0	0.8	3.1	0.0	1.1	0.7	0.0	0.7	1.4
	Too much construction	%	0.5	0.0	0.0	0.0	0.0	2.8	0.9	0.0	2.1	0.0	0.0
Other	%	4.8	2.0	6.0	5.7	1.0	7.4	4.6	4.9	5.8	3.2	5.3	
Unsure	%	1.5	3.2	1.3	0.8	2.4	0.0	2.1	0.9	0.0	1.0	2.5	

			Ward					Gender		Age			
			Tecumseh 2023-03	Ward 1	Ward 2	Ward 3	Ward 4	Ward 5	Male	Female	18 to 34	35 to 54	55 plus
Question - How would you rate the overall quality of life in Tecumseh today? Would you say it is...	Total	Unwgt N	404	77	77	92	87	71	174	230	48	138	218
		Wgt N	400	93	98	94	53	62	191	209	84	120	195
	Very good	%	57.6	53.6	64.7	61.8	54.4	48.6	56.3	58.7	34.2	60.8	65.6
	Good	%	37.2	36.8	32.0	35.5	41.1	45.0	37.9	36.5	53.8	37.3	30.0
	Average	%	4.3	6.9	2.5	2.7	4.5	5.2	4.1	4.4	8.1	1.3	4.4
	Poor	%	0.4	0.0	0.8	0.0	0.0	1.2	0.4	0.4	0.9	0.6	0.0
	Unsure	%	0.6	2.6	0.0	0.0	0.0	0.0	1.3	0.0	2.9	0.0	0.0

Nanos conducted an RDD random telephone survey of 404 residents of the Town of Tecumseh, 18 years of age or older, between February 22nd and March 19th, 2023. The margin of error for this survey is ±4.9 percentage points, 19 times out of 20. *Columns with fewer than 30 respondents have been shaded due to small sample size.



2023-2078 – Town of Tecumseh – STAT SHEET

			Ward					Gender		Age			
			Tecumseh 2023-03	Ward 1	Ward 2	Ward 3	Ward 4	Ward 5	Male	Female	18 to 34	35 to 54	55 plus
Question - Overall, would you say the Town of Tecumseh is going in the right direction or the wrong direction?	Total	Unwgt N	404	77	77	92	87	71	174	230	48	138	218
		Wgt N	400	93	98	94	53	62	191	209	84	120	195
	Right direction	%	79.2	77.8	84.6	82.4	77.6	69.2	81.0	77.5	77.5	82.1	78.1
	Wrong direction	%	7.5	9.8	7.4	5.4	3.2	11.4	5.1	9.8	10.4	7.7	6.3
	Unsure	%	13.3	12.3	8.0	12.2	19.2	19.5	13.9	12.7	12.2	10.2	15.6

I am going to read to you a list of services provided by the Town of Tecumseh. For each one, I would like you to tell me how important this service is to you using a 0-10 scale where a 0 means this service is “not at all important” and a “10” means it is “very important”: [RANDOMIZE]

			Ward					Gender		Age			
			Tecumseh 2023-03	Ward 1	Ward 2	Ward 3	Ward 4	Ward 5	Male	Female	18 to 34	35 to 54	55 plus
Question - Household drinking water	Total	Unwgt N	404	77	77	92	87	71	174	230	48	138	218
		Wgt N	400	93	98	94	53	62	191	209	84	120	195
		Mean	9.1	9.3	9.1	9.2	8.7	9.3	9.1	9.2	9.5	9.0	9.1
		Median	10.0	10.0	10.0	10.0	10.0	10.0	10.0	10.0	10.0	10.0	10.0
	Not at all important (0)	%	0.7	1.6	0.0	0.0	2.3	0.0	1.2	0.2	0.0	2.2	0.0
	2	%	0.4	0.0	0.0	0.7	0.0	1.7	0.0	0.8	0.0	0.9	0.3
	3	%	0.6	0.0	0.0	1.4	2.1	0.0	0.0	1.1	0.0	0.0	1.2
	4	%	0.9	0.0	1.6	1.3	1.8	0.0	0.7	1.2	0.0	1.6	0.9
	5	%	2.6	2.3	2.3	2.0	6.2	1.2	2.1	3.0	0.0	1.4	4.4
	6	%	0.7	0.0	1.9	0.0	1.6	0.0	1.4	0.0	0.0	0.7	1.0
	7	%	3.8	4.3	4.9	3.4	3.3	2.4	4.9	2.8	2.3	2.2	5.5
	8	%	12.9	10.5	16.5	13.4	9.2	13.2	15.5	10.6	16.1	14.7	10.5
	9	%	11.4	12.0	12.2	6.1	17.5	12.3	14.1	9.0	11.4	15.3	9.0
	Very important (10)	%	64.0	69.4	59.5	71.7	53.4	60.3	59.4	68.2	68.4	60.2	64.4
	Unsure	%	2.0	0.0	1.1	0.0	2.8	8.8	0.8	3.1	1.9	0.9	2.8

Nanos conducted an RDD random telephone survey of 404 residents of the Town of Tecumseh, 18 years of age or older, between February 22nd and March 19th, 2023. The margin of error for this survey is ±4.9 percentage points, 19 times out of 20. *Columns with fewer than 30 respondents have been shaded due to small sample size.



2023-2078 – Town of Tecumseh – STAT SHEET

I am going to read to you a list of services provided by the Town of Tecumseh. For each one, I would like you to tell me how important this service is to you using a 0-10 scale where a 0 means this service is “not at all important” and a “10” means it is “very important”: [RANDOMIZE]

			Ward					Gender		Age				
			Tecumseh 2023-03	Ward 1	Ward 2	Ward 3	Ward 4	Ward 5	Male	Female	18 to 34	35 to 54	55 plus	
Question - Maintenance and upgrading of streets and roads	Total	Unwgt N	404	77	77	92	87	71	174	230	48	138	218	
		Wgt N	400	93	98	94	53	62	191	209	84	120	195	
		Mean	8.4	8.4	8.3	8.4	8.5	8.3	8.1	8.6	8.5	8.5	8.2	
		Median	9.0	9.0	9.0	9.0	9.0	8.0	8.0	9.0	8.0	9.0	8.0	
		Not at all important (0)	%	0.4	0.0	1.6	0.0	0.0	0.0	0.0	0.7	0.0	1.3	0.0
		1	%	0.2	0.0	0.0	0.7	0.0	0.0	0.0	0.3	0.0	0.0	0.3
		2	%	1.0	0.0	1.9	1.3	0.0	1.2	2.0	0.0	0.0	0.0	2.0
		3	%	1.1	1.1	1.1	1.4	0.0	1.7	0.3	1.8	0.0	1.4	1.4
		4	%	0.9	1.2	0.0	1.4	0.9	1.2	1.9	0.0	0.0	1.1	1.2
		5	%	3.9	5.8	3.8	4.1	3.9	1.2	3.2	4.7	1.2	2.3	6.2
		6	%	4.4	5.3	4.8	2.7	4.3	4.9	4.8	3.9	3.0	4.9	4.6
		7	%	10.8	13.1	3.8	12.1	11.3	16.3	16.2	5.9	12.5	12.6	9.1
		8	%	24.7	19.4	31.1	20.1	27.3	27.1	28.4	21.3	33.8	18.1	24.8
		9	%	17.8	18.8	21.1	17.3	20.5	9.9	17.1	18.5	23.3	16.2	16.5
	Very important (10)	%	34.0	34.3	30.7	38.9	30.9	33.9	25.7	41.6	24.4	42.2	33.1	
	Unsure	%	0.8	1.1	0.0	0.0	0.9	2.6	0.3	1.2	1.9	0.0	0.8	

I am going to read to you a list of services provided by the Town of Tecumseh. For each one, I would like you to tell me how important this service is to you using a 0-10 scale where a 0 means this service is “not at all important” and a “10” means it is “very important”: [RANDOMIZE]

			Ward					Gender		Age				
			Tecumseh 2023-03	Ward 1	Ward 2	Ward 3	Ward 4	Ward 5	Male	Female	18 to 34	35 to 54	55 plus	
Question - Recreation programs	Total	Unwgt N	404	77	77	92	87	71	174	230	48	138	218	
		Wgt N	400	93	98	94	53	62	191	209	84	120	195	
		Mean	7.1	7.3	6.9	6.8	7.0	7.5	6.8	7.3	6.2	7.2	7.4	
		Median	8.0	8.0	7.0	8.0	8.0	8.0	7.0	8.0	7.0	8.0	8.0	
		Not at all important (0)	%	5.2	1.6	3.5	13.0	4.5	2.4	4.8	5.7	13.3	3.2	3.0
		1	%	0.7	2.9	0.0	0.0	0.0	0.0	0.0	1.3	0.0	2.2	0.0
		2	%	1.7	1.5	1.9	1.4	2.0	1.7	1.2	2.0	0.0	3.6	1.2
		3	%	1.5	0.0	3.8	0.0	1.1	2.7	2.4	0.7	0.0	0.0	3.1
		4	%	0.2	0.0	0.0	0.0	1.6	0.0	0.3	0.2	0.0	0.3	0.3
		5	%	10.4	19.5	7.5	5.4	13.4	6.4	13.6	7.4	10.4	12.5	9.1
		6	%	8.8	4.6	17.1	4.1	6.9	11.1	12.5	5.5	17.2	6.3	6.8
		7	%	15.4	14.1	15.1	19.5	14.8	12.2	17.1	13.9	19.9	16.3	12.9
		8	%	22.2	18.1	24.5	20.9	32.7	17.8	23.2	21.3	24.3	20.8	22.1
		9	%	9.9	10.2	9.6	12.1	6.5	9.5	6.5	13.1	8.2	9.2	11.1
	Very important (10)	%	16.6	21.5	10.7	17.5	12.3	21.1	12.4	20.5	4.8	20.5	19.4	
	Unsure	%	7.3	6.1	6.4	6.1	4.2	14.9	6.0	8.4	1.9	5.0	11.0	

Nanos conducted an RDD random telephone survey of 404 residents of the Town of Tecumseh, 18 years of age or older, between February 22nd and March 19th, 2023. The margin of error for this survey is ±4.9 percentage points, 19 times out of 20. *Columns with fewer than 30 respondents have been shaded due to small sample size.



2023-2078 – Town of Tecumseh – STAT SHEET

I am going to read to you a list of services provided by the Town of Tecumseh. For each one, I would like you to tell me how important this service is to you using a 0-10 scale where a 0 means this service is “not at all important” and a “10” means it is “very important”: [RANDOMIZE]

Question - Policing	Total	Unwgt N	Ward					Gender		Age			
			Tecumseh 2023-03	Ward 1	Ward 2	Ward 3	Ward 4	Ward 5	Male	Female	18 to 34	35 to 54	55 plus
		Wgt N	404	77	77	92	87	71	174	230	48	138	218
		Mean	8.9	9.2	8.7	9.0	8.7	9.1	8.5	9.3	9.1	9.1	8.7
		Median	10.0	10.0	9.0	10.0	9.0	10.0	9.0	10.0	10.0	10.0	9.0
	Not at all important (0)	%	0.2	0.0	0.0	0.7	0.0	0.0	0.0	0.3	0.0	0.0	0.3
	2	%	0.1	0.0	0.0	0.0	0.9	0.0	0.3	0.0	0.0	0.0	0.3
	3	%	0.5	0.0	0.0	0.0	2.1	1.2	0.4	0.5	0.0	0.0	1.0
	4	%	0.6	0.0	0.0	2.7	0.0	0.0	1.3	0.0	0.0	2.1	0.0
	5	%	3.1	1.1	3.8	4.1	4.7	2.4	5.3	1.2	1.8	1.4	4.8
	6	%	3.0	3.2	4.9	1.4	2.6	2.4	3.6	2.4	2.3	2.4	3.7
	7	%	6.9	4.6	14.2	4.8	5.2	3.8	10.0	4.1	16.1	6.8	3.1
	8	%	17.7	18.2	19.8	14.9	21.1	15.2	26.3	9.9	9.4	10.1	26.0
	9	%	13.0	15.0	11.8	10.7	13.1	15.3	12.1	13.8	5.6	21.0	11.2
	Very important (10)	%	53.5	57.9	44.3	59.5	46.9	58.1	39.8	66.1	64.9	55.6	47.4
	Unsure	%	1.3	0.0	1.1	1.3	3.4	1.5	0.9	1.6	0.0	0.6	2.2

I am going to read to you a list of services provided by the Town of Tecumseh. For each one, I would like you to tell me how important this service is to you using a 0-10 scale where a 0 means this service is “not at all important” and a “10” means it is “very important”: [RANDOMIZE]

Question - Fire protection	Total	Unwgt N	Ward					Gender		Age			
			Tecumseh 2023-03	Ward 1	Ward 2	Ward 3	Ward 4	Ward 5	Male	Female	18 to 34	35 to 54	55 plus
		Wgt N	404	77	77	92	87	71	174	230	48	138	218
		Mean	9.2	9.2	9.1	9.4	9.1	9.2	8.9	9.5	9.4	9.2	9.1
		Median	10.0	10.0	10.0	10.0	9.0	10.0	9.0	10.0	10.0	10.0	10.0
	1	%	0.3	0.0	0.0	1.4	0.0	0.0	0.7	0.0	0.0	1.1	0.0
	2	%	0.1	0.0	0.0	0.0	0.9	0.0	0.3	0.0	0.0	0.0	0.3
	4	%	0.6	2.1	0.0	0.0	0.9	0.0	0.3	0.9	2.3	0.0	0.3
	5	%	1.2	1.1	1.9	1.3	0.9	0.0	1.9	0.5	0.0	0.0	2.4
	6	%	2.1	0.0	4.9	1.4	0.0	3.9	3.4	1.0	0.0	1.1	3.7
	7	%	5.0	6.7	1.9	5.4	6.4	5.2	8.9	1.4	1.8	8.8	4.0
	8	%	13.9	15.9	18.3	4.1	13.8	18.7	15.5	12.4	8.0	15.0	15.7
	9	%	14.8	11.4	21.0	8.0	23.9	12.3	20.5	9.5	25.1	8.9	13.9
	Very important (10)	%	59.8	61.6	51.9	76.3	46.6	56.0	46.4	72.1	61.0	64.5	56.4
	Unsure	%	2.2	1.2	0.0	2.0	6.4	3.8	2.2	2.2	1.9	0.6	3.3

Nanos conducted an RDD random telephone survey of 404 residents of the Town of Tecumseh, 18 years of age or older, between February 22nd and March 19th, 2023. The margin of error for this survey is ±4.9 percentage points, 19 times out of 20. *Columns with fewer than 30 respondents have been shaded due to small sample size.



2023-2078 – Town of Tecumseh – STAT SHEET

I am going to read to you a list of services provided by the Town of Tecumseh. For each one, I would like you to tell me how important this service is to you using a 0-10 scale where a 0 means this service is “not at all important” and a “10” means it is “very important”: [RANDOMIZE]

Question - Parks, playgrounds and other greenspace	Total	Unwgt N	Ward					Gender		Age			
			Tecumseh 2023-03	Ward 1	Ward 2	Ward 3	Ward 4	Ward 5	Male	Female	18 to 34	35 to 54	55 plus
			404	77	77	92	87	71	174	230	48	138	218
		Wgt N	400	93	98	94	53	62	191	209	84	120	195
		Mean	8.1	8.7	8.0	7.4	8.1	8.2	7.8	8.3	7.1	8.5	8.2
		Median	8.0	9.0	8.0	8.0	8.0	8.0	8.0	9.0	8.0	9.0	9.0
	Not at all important (0)	%	3.9	0.0	1.9	13.0	2.9	0.0	2.8	4.9	11.5	0.0	3.0
	2	%	0.3	0.0	0.0	0.0	0.9	1.3	0.3	0.4	0.9	0.0	0.3
	3	%	0.6	0.0	0.8	0.0	0.0	2.5	0.4	0.7	0.9	0.6	0.4
	4	%	0.2	0.0	0.8	0.0	0.0	0.0	0.0	0.4	0.0	0.6	0.0
	5	%	5.0	3.7	4.9	4.7	8.7	4.5	5.8	4.3	2.6	4.1	6.7
	6	%	5.3	3.7	12.7	3.4	3.0	1.2	9.2	1.8	13.4	2.4	3.7
	7	%	9.5	7.9	6.3	8.1	10.2	18.4	13.6	5.7	7.8	11.7	8.9
	8	%	24.3	23.9	28.5	20.9	23.9	24.2	27.7	21.2	19.7	26.1	25.2
	9	%	19.1	23.0	16.2	18.3	21.9	16.8	18.9	19.3	25.8	18.5	16.6
	Very important (10)	%	29.4	34.4	27.9	28.9	27.3	26.8	20.6	37.4	15.4	35.0	32.0
	Unsure	%	2.2	3.4	0.0	2.7	1.1	4.3	0.6	3.7	1.9	0.9	3.2

I am going to read to you a list of services provided by the Town of Tecumseh. For each one, I would like you to tell me how important this service is to you using a 0-10 scale where a 0 means this service is “not at all important” and a “10” means it is “very important”: [RANDOMIZE]

Question - Libraries	Total	Unwgt N	Ward					Gender		Age			
			Tecumseh 2023-03	Ward 1	Ward 2	Ward 3	Ward 4	Ward 5	Male	Female	18 to 34	35 to 54	55 plus
			404	77	77	92	87	71	174	230	48	138	218
		Wgt N	400	93	98	94	53	62	191	209	84	120	195
		Mean	7.1	7.5	7.3	7.0	6.5	6.7	6.9	7.2	6.9	6.6	7.4
		Median	8.0	8.0	8.0	8.0	7.0	7.0	8.0	8.0	7.0	7.0	8.0
	Not at all important (0)	%	3.4	0.0	1.9	4.1	11.1	3.3	3.3	3.5	3.3	2.2	4.2
	1	%	1.4	2.9	0.0	1.3	0.0	2.6	0.7	2.1	1.9	2.2	0.6
	2	%	1.9	3.0	1.1	2.0	1.6	1.7	1.5	2.3	0.0	5.5	0.6
	3	%	1.7	0.0	3.8	1.3	0.0	2.7	3.0	0.4	0.0	1.6	2.5
	4	%	1.9	2.2	0.0	1.4	5.7	1.7	2.1	1.7	0.0	3.6	1.6
	5	%	11.3	9.3	13.0	12.8	9.4	10.9	12.7	10.0	5.8	14.3	11.8
	6	%	9.5	4.4	10.7	13.6	11.5	7.1	6.5	12.3	22.9	10.2	3.3
	7	%	14.1	19.7	9.7	6.8	20.1	18.8	14.9	13.4	17.8	13.5	13.0
	8	%	23.7	19.5	28.0	29.6	17.0	20.0	30.7	17.3	36.0	20.5	20.4
	9	%	6.8	9.8	8.3	4.0	4.7	5.5	5.6	7.8	4.6	2.2	10.5
	Very important (10)	%	18.3	23.6	16.8	19.0	18.0	11.9	10.8	25.2	5.9	16.6	24.7
	Unsure	%	6.1	5.5	6.5	4.1	0.9	13.6	8.2	4.1	1.9	7.6	6.9

Nanos conducted an RDD random telephone survey of 404 residents of the Town of Tecumseh, 18 years of age or older, between February 22nd and March 19th, 2023. The margin of error for this survey is ±4.9 percentage points, 19 times out of 20. *Columns with fewer than 30 respondents have been shaded due to small sample size.



2023-2078 – Town of Tecumseh – STAT SHEET

I am going to read to you a list of services provided by the Town of Tecumseh. For each one, I would like you to tell me how important this service is to you using a 0-10 scale where a 0 means this service is “not at all important” and a “10” means it is “very important”: [RANDOMIZE]

Question – Snow removal	Total	Unwgt N	Ward					Gender		Age			
			Tecumseh 2023-03	Ward 1	Ward 2	Ward 3	Ward 4	Ward 5	Male	Female	18 to 34	35 to 54	55 plus
			404	77	77	92	87	71	174	230	48	138	218
		Wgt N	400	93	98	94	53	62	191	209	84	120	195
		Mean	9.0	9.2	8.8	9.0	8.9	8.9	8.7	9.3	9.4	9.1	8.7
		Median	10.0	10.0	10.0	10.0	9.0	9.0	9.0	10.0	10.0	9.0	10.0
	Not at all important (0)	%	0.8	0.0	1.9	1.3	0.0	0.0	1.6	0.0	0.0	0.0	1.6
	4	%	0.5	0.0	1.9	0.0	0.0	0.0	1.0	0.0	0.0	0.0	1.0
	5	%	2.3	1.2	2.7	2.0	1.9	3.9	3.5	1.1	0.0	0.6	4.3
	6	%	1.3	2.4	0.8	0.0	1.6	2.4	2.2	0.5	0.0	1.0	2.2
	7	%	5.3	3.7	6.5	3.4	5.7	8.2	4.9	5.6	0.0	6.4	6.9
	8	%	19.3	12.1	20.4	21.6	25.3	19.8	24.0	15.0	11.3	25.4	19.0
	9	%	19.8	25.8	14.1	20.6	23.9	15.3	22.5	17.4	37.6	17.8	13.4
	Very important (10)	%	49.7	54.8	50.5	50.4	38.5	49.2	39.6	58.9	51.1	48.8	49.6
	Unsure	%	1.0	0.0	1.1	0.7	3.0	1.2	0.7	1.4	0.0	0.0	2.1

I am going to read to you a list of services provided by the Town of Tecumseh. For each one, I would like you to tell me how important this service is to you using a 0-10 scale where a 0 means this service is “not at all important” and a “10” means it is “very important”: [RANDOMIZE]

Question - Waste management and garbage collection	Total	Unwgt N	Ward					Gender		Age			
			Tecumseh 2023-03	Ward 1	Ward 2	Ward 3	Ward 4	Ward 5	Male	Female	18 to 34	35 to 54	55 plus
			404	77	77	92	87	71	174	230	48	138	218
		Wgt N	400	93	98	94	53	62	191	209	84	120	195
		Mean	9.0	9.1	8.9	9.1	8.7	9.0	8.7	9.2	9.0	8.9	9.0
		Median	9.0	9.0	9.0	10.0	9.0	10.0	9.0	10.0	9.0	9.0	10.0
	Not at all important (0)	%	0.6	0.0	0.0	1.4	1.9	0.0	0.5	0.6	0.0	0.0	1.2
	2	%	0.3	0.0	0.0	1.3	0.0	0.0	0.7	0.0	0.0	0.0	0.6
	5	%	1.5	0.0	1.1	0.7	4.1	3.6	2.1	1.0	1.8	1.0	1.8
	6	%	1.8	3.3	1.9	0.0	1.1	2.7	2.0	1.6	2.3	1.6	1.7
	7	%	6.1	2.1	10.3	4.8	6.9	6.6	8.6	3.7	7.5	7.1	4.8
	8	%	20.1	19.4	23.7	20.2	16.5	18.5	26.0	14.8	12.7	28.8	18.0
	9	%	20.1	29.1	21.9	8.1	31.5	11.9	23.5	16.9	29.6	16.1	18.4
	Very important (10)	%	47.8	46.1	39.9	63.5	35.0	50.2	35.6	59.0	44.2	45.4	50.9
	Unsure	%	1.7	0.0	1.1	0.0	3.0	6.5	1.1	2.3	1.9	0.0	2.6

Nanos conducted an RDD random telephone survey of 404 residents of the Town of Tecumseh, 18 years of age or older, between February 22nd and March 19th, 2023. The margin of error for this survey is ±4.9 percentage points, 19 times out of 20. *Columns with fewer than 30 respondents have been shaded due to small sample size.



2023-2078 – Town of Tecumseh – STAT SHEET

I am going to read to you a list of services provided by the Town of Tecumseh. For each one, I would like you to tell me how important this service is to you using a 0-10 scale where a 0 means this service is “not at all important” and a “10” means it is “very important”: [RANDOMIZE]

Question -	Total	Unwgt N	Ward					Gender		Age			
			Tecumseh 2023-03	Ward 1	Ward 2	Ward 3	Ward 4	Ward 5	Male	Female	18 to 34	35 to 54	55 plus
Stormwater drainage			404	77	77	92	87	71	174	230	48	138	218
		Wgt N	400	93	98	94	53	62	191	209	84	120	195
		Mean	8.2	8.5	8.2	7.7	8.7	8.3	7.7	8.7	7.7	8.9	8.0
		Median	9.0	10.0	10.0	8.0	10.0	9.0	8.0	10.0	8.0	10.0	9.0
	Not at all important (0)	%	0.9	0.0	0.0	2.7	1.6	0.0	0.9	0.8	0.0	0.3	1.6
	1	%	0.4	0.0	0.0	0.0	0.0	2.6	0.0	0.8	1.9	0.0	0.0
	2	%	1.3	2.7	0.0	2.7	0.0	0.0	2.1	0.5	0.0	1.2	1.8
	3	%	3.6	1.1	10.7	0.7	2.6	1.2	6.6	0.8	14.2	0.0	1.2
	4	%	1.3	0.0	1.1	4.1	0.7	0.0	1.3	1.3	0.0	1.4	1.9
	5	%	6.6	6.8	4.9	5.4	6.4	11.2	7.8	5.6	1.8	2.0	11.6
	6	%	6.7	4.4	3.5	16.1	0.0	6.7	9.7	4.0	13.9	5.9	4.1
	7	%	7.0	14.0	7.2	2.7	8.1	1.5	9.6	4.6	4.6	6.9	8.0
	8	%	14.1	8.0	11.0	23.2	9.4	18.5	13.7	14.5	13.3	12.4	15.5
	9	%	8.2	9.6	8.8	2.7	15.2	7.4	8.0	8.4	3.3	6.7	11.2
	Very important (10)	%	47.3	50.5	51.6	37.7	52.9	45.6	39.0	55.0	45.2	60.1	40.3
	Unsure	%	2.7	2.9	1.1	2.0	3.0	5.3	1.3	3.9	1.9	3.2	2.7

I am going to read to you a list of services provided by the Town of Tecumseh. For each one, I would like you to tell me how important this service is to you using a 0-10 scale where a 0 means this service is “not at all important” and a “10” means it is “very important”: [RANDOMIZE]

Question -	Total	Unwgt N	Ward					Gender		Age			
			Tecumseh 2023-03	Ward 1	Ward 2	Ward 3	Ward 4	Ward 5	Male	Female	18 to 34	35 to 54	55 plus
Hosting festivals and events			404	77	77	92	87	71	174	230	48	138	218
		Wgt N	400	93	98	94	53	62	191	209	84	120	195
		Mean	6.1	6.5	6.2	5.0	6.8	6.5	5.8	6.4	4.1	6.2	6.8
		Median	7.0	7.0	6.0	6.0	7.0	6.0	6.0	7.0	5.0	6.0	7.0
	Not at all important (0)	%	7.0	1.0	4.3	20.4	3.3	2.8	7.0	7.0	19.6	3.7	3.5
	1	%	3.0	3.6	0.8	6.7	0.0	2.4	4.1	2.0	8.0	2.8	0.9
	2	%	1.5	3.7	1.9	0.7	0.0	0.0	1.9	1.1	0.0	1.7	2.0
	3	%	2.8	0.0	4.9	2.7	3.6	2.9	4.0	1.6	2.6	3.0	2.7
	4	%	4.3	4.9	2.7	3.4	3.6	7.7	6.1	2.6	5.5	4.9	3.3
	5	%	16.0	16.4	21.4	11.5	12.5	16.9	16.5	15.6	12.8	18.8	15.8
	6	%	9.9	13.3	9.5	5.4	9.6	12.7	10.7	9.2	9.7	14.7	7.0
	7	%	15.0	18.0	12.8	16.2	18.9	8.7	15.9	14.2	11.8	16.9	15.2
	8	%	19.7	23.5	16.3	20.2	21.6	16.9	13.5	25.3	8.8	18.3	25.3
	9	%	5.0	5.0	4.6	3.4	6.7	6.8	5.6	4.5	0.9	4.5	7.1
	Very important (10)	%	9.1	9.4	9.9	6.1	8.8	12.3	7.0	11.1	0.9	9.2	12.7
	Unsure	%	6.7	1.1	10.7	3.4	11.4	9.8	7.7	5.8	19.3	1.5	4.5

Nanos conducted an RDD random telephone survey of 404 residents of the Town of Tecumseh, 18 years of age or older, between February 22nd and March 19th, 2023. The margin of error for this survey is ±4.9 percentage points, 19 times out of 20. *Columns with fewer than 30 respondents have been shaded due to small sample size.



2023-2078 – Town of Tecumseh – STAT SHEET

			Ward					Gender		Age			
			Tecumseh 2023-03	Ward 1	Ward 2	Ward 3	Ward 4	Ward 5	Male	Female	18 to 34	35 to 54	55 plus
Question - Overall, how satisfied are you with the services provided to you by the Town of Tecumseh?	Total	Unwgt N	404	77	77	92	87	71	174	230	48	138	218
		Wgt N	400	93	98	94	53	62	191	209	84	120	195
	Very satisfied	%	62.5	59.4	66.1	65.2	60.2	59.2	65.5	59.6	59.5	64.7	62.3
	Somewhat satisfied	%	34.8	35.9	30.9	34.1	38.1	37.2	30.6	38.6	38.8	35.0	32.9
	Somewhat dissatisfied	%	1.1	1.2	1.9	0.0	1.1	1.2	2.0	0.3	0.9	0.0	1.8
	Very dissatisfied	%	0.5	0.0	1.1	0.0	0.0	1.2	0.4	0.5	0.9	0.0	0.6
	Unsure	%	1.2	3.5	0.0	0.7	0.7	1.2	1.6	1.0	0.0	0.3	2.4

			Ward					Gender		Age			
			Tecumseh 2023-03	Ward 1	Ward 2	Ward 3	Ward 4	Ward 5	Male	Female	18 to 34	35 to 54	55 plus
Question - What specific Town services would you say are most in need of improvement? [OPEN] [CAPTURE MULTIPLE MENTIONS]	Total	Unwgt N	294	58	57	65	60	54	135	159	34	105	155
		Wgt N	299	71	77	71	33	47	155	144	65	90	144
	Sewer/water infrastructure	%	18.3	16.4	27.7	10.6	29.7	9.4	16.1	20.7	26.0	21.8	12.7
	Recreation/leisure	%	12.7	14.3	4.9	25.8	4.3	9.1	13.1	12.3	23.3	9.0	10.2
	Road infrastructure	%	28.3	24.8	32.4	24.2	20.8	38.0	27.3	29.2	8.1	33.0	34.4
	Public transit	%	2.1	1.9	2.4	1.7	3.4	1.6	1.7	2.6	0.0	2.9	2.6
	Garbage recycling	%	3.4	3.5	2.9	0.9	6.2	5.9	0.9	6.0	0.0	3.3	5.0
	Nothing/all good	%	11.5	12.9	5.1	11.6	8.8	21.6	10.1	13.0	3.9	12.0	14.6
	Traffic	%	8.8	13.1	6.3	9.8	4.2	7.9	8.2	9.4	11.7	7.4	8.3
	Snow removal	%	2.6	4.7	2.4	0.0	0.0	5.3	3.4	1.7	2.4	0.0	4.3
	Policing/bylaw	%	9.8	11.0	6.8	16.3	11.8	1.6	9.1	10.5	20.9	9.6	4.9
	Sidewalks/biking infrastructure	%	1.3	0.0	2.4	0.9	1.1	2.1	2.3	0.3	0.0	2.2	1.3
	City Hall/administration/Communication from the Town	%	4.2	3.5	8.2	0.0	3.0	5.8	3.3	5.2	6.3	2.8	4.1
	Healthcare	%	2.1	0.0	1.4	2.7	6.8	2.3	2.3	2.0	2.2	2.1	2.1
	Housing	%	0.9	1.6	2.0	0.0	0.0	0.0	0.7	1.1	0.0	1.7	0.8
	Street lights	%	0.2	0.0	0.0	0.0	2.2	0.0	0.0	0.5	0.0	0.8	0.0
	Taxes	%	1.0	3.1	0.0	0.9	0.0	0.0	1.8	0.0	0.0	0.7	1.5
	Maintenance (unspecified)	%	0.2	0.0	0.0	0.0	2.2	0.0	0.0	0.5	0.0	0.8	0.0
	Hydro	%	0.7	1.6	1.4	0.0	0.0	0.0	0.7	0.8	0.0	0.0	1.5
	Other	%	3.7	3.0	2.4	1.7	9.1	6.0	4.0	3.3	0.0	6.2	3.8
Unsure	%	0.5	0.0	0.0	0.9	0.0	1.6	0.9	0.0	0.0	0.7	0.5	

*Values are based on the percentage of positive responses to a specific response option (columns exceed 100%)

**Multifrequency tab based on multiple responses

Nanos conducted an RDD random telephone survey of 404 residents of the Town of Tecumseh, 18 years of age or older, between February 22nd and March 19th, 2023. The margin of error for this survey is ±4.9 percentage points, 19 times out of 20. *Columns with fewer than 30 respondents have been shaded due to small sample size.



2023-2078 – Town of Tecumseh – STAT SHEET

Question - What specific Town services would you say are most in need of improvement? [OPEN] [CAPTURE MULTIPLE MENTIONS]	Total	Unwgt N	Ward					Gender		Age			
			Tecumseh 2023-03	Ward 1	Ward 2	Ward 3	Ward 4	Ward 5	Male	Female	18 to 34	35 to 54	55 plus
				336	68	64	72	69	63	145	191	37	125
		Wgt N	336	81	84	77	37	56	164	172	68	106	162
Sewer/water infrastructure	%		16.3	14.2	25.5	9.8	26.2	7.9	15.2	17.4	24.8	18.6	11.3
Recreation/leisure	%		11.3	12.4	4.5	23.9	3.7	7.7	12.3	10.3	22.2	7.7	9.0
Road infrastructure	%		25.2	21.5	29.8	22.4	18.3	32.1	25.8	24.6	7.7	28.2	30.6
Public transit	%		1.9	1.7	2.2	1.6	3.0	1.3	1.6	2.2	0.0	2.5	2.3
Garbage recycling	%		3.0	3.0	2.6	0.8	5.5	5.0	0.9	5.1	0.0	2.8	4.5
Nothing/all good	%		10.2	11.2	4.7	10.7	7.8	18.3	9.6	10.9	3.8	10.3	13.0
Traffic	%		7.8	11.3	5.8	9.1	3.7	6.7	7.8	7.9	11.2	6.3	7.4
Snow removal	%		2.3	4.1	2.2	0.0	0.0	4.5	3.2	1.5	2.3	0.0	3.8
Policing/bylaw	%		8.7	9.5	6.3	15.1	10.4	1.3	8.6	8.8	19.9	8.2	4.3
Sidewalks/biking infrastructure	%		1.2	0.0	2.2	0.8	1.0	1.8	2.1	0.2	0.0	1.9	1.2
City Hall/administration/Communication from the Town	%		3.7	3.0	7.5	0.0	2.7	4.9	3.1	4.4	6.0	2.4	3.7
Healthcare	%		1.9	0.0	1.3	2.5	6.0	1.9	2.1	1.6	2.1	1.8	1.9
Housing	%		0.8	1.4	1.8	0.0	0.0	0.0	0.7	0.9	0.0	1.5	0.7
Street lights	%		0.2	0.0	0.0	0.0	2.0	0.0	0.0	0.4	0.0	0.7	0.0
Taxes	%		0.8	2.7	0.0	0.8	0.0	0.0	1.7	0.0	0.0	0.6	1.4
Maintenance (unspecified)	%		0.2	0.0	0.0	0.0	2.0	0.0	0.0	0.4	0.0	0.7	0.0
Hydro	%		0.7	1.4	1.3	0.0	0.0	0.0	0.7	0.6	0.0	0.0	1.4
Other	%		3.3	2.6	2.2	1.6	8.0	5.0	3.8	2.8	0.0	5.3	3.4
Unsure	%		0.4	0.0	0.0	0.8	0.0	1.3	0.8	0.0	0.0	0.6	0.5

*Values are based on the proportion an activity represents of all response options (columns add up to 100%).

**Multifrequency tab based on multiple responses

Nanos conducted an RDD random telephone survey of 404 residents of the Town of Tecumseh, 18 years of age or older, between February 22nd and March 19th, 2023. The margin of error for this survey is ±4.9 percentage points, 19 times out of 20. *Columns with fewer than 30 respondents have been shaded due to small sample size.



2023-2078 – Town of Tecumseh – STAT SHEET

On a scale from 0 to 10, where 0 is not at all important and 10 is extremely important, how important are the following strategic goals for the Town of Tecumseh? [RANDOMIZE]

			Ward					Gender		Age			
			Tecumseh 2023-03	Ward 1	Ward 2	Ward 3	Ward 4	Ward 5	Male	Female	18 to 34	35 to 54	55 plus
Question - Increasing the availability of housing	Total	Unwgt N	404	77	77	92	87	71	174	230	48	138	218
		Wgt N	400	93	98	94	53	62	191	209	84	120	195
		Mean	6.7	6.3	5.9	7.0	7.1	7.7	6.8	6.6	6.0	6.6	7.0
		Median	7.0	7.0	6.0	8.0	8.0	9.0	7.0	7.0	6.0	7.0	8.0
	Not at all important (0)	%	3.6	4.2	2.3	2.7	3.4	6.1	3.0	4.1	0.0	5.3	4.0
	1	%	3.1	5.4	4.8	2.0	1.6	0.0	0.8	5.3	3.2	5.2	1.8
	2	%	3.7	6.1	5.5	1.4	1.6	2.8	4.2	3.3	3.2	5.0	3.2
	3	%	3.3	3.2	3.8	0.7	11.1	0.0	4.2	2.5	6.1	1.6	3.2
	4	%	6.9	1.0	13.6	13.0	0.7	1.2	6.9	6.9	27.2	0.8	1.9
	5	%	11.6	13.5	14.9	12.8	6.7	6.0	12.0	11.3	6.9	10.6	14.3
	6	%	5.8	9.0	7.1	2.0	6.2	4.5	7.0	4.8	9.0	6.4	4.1
	7	%	11.2	14.5	11.3	11.4	9.2	7.9	12.3	10.2	9.1	15.2	9.7
	8	%	15.8	12.9	11.8	18.2	22.5	17.0	15.4	16.2	12.9	17.3	16.0
	9	%	10.2	6.0	4.8	12.1	12.3	20.5	12.0	8.7	12.9	8.7	10.0
	Extremely important (10)	%	19.5	16.9	14.4	20.3	23.2	27.0	18.3	20.6	7.6	20.3	24.1
Unsure	%	5.2	7.2	5.7	3.4	1.6	7.0	4.0	6.2	1.9	3.6	7.6	

On a scale from 0 to 10, where 0 is not at all important and 10 is extremely important, how important are the following strategic goals for the Town of Tecumseh? [RANDOMIZE]

			Ward					Gender		Age			
			Tecumseh 2023-03	Ward 1	Ward 2	Ward 3	Ward 4	Ward 5	Male	Female	18 to 34	35 to 54	55 plus
Question - Promoting economic development	Total	Unwgt N	404	77	77	92	87	71	174	230	48	138	218
		Wgt N	400	93	98	94	53	62	191	209	84	120	195
		Mean	7.4	7.2	6.4	8.1	7.6	7.9	7.3	7.5	6.7	7.5	7.7
		Median	8.0	7.0	7.0	8.0	8.0	8.0	8.0	8.0	7.0	8.0	8.0
	Not at all important (0)	%	1.4	2.2	1.9	0.0	2.0	1.2	1.6	1.2	0.0	0.0	2.9
	1	%	4.3	5.0	10.7	0.7	2.6	0.0	6.2	2.5	16.5	2.2	0.3
	2	%	1.2	1.2	2.7	0.7	0.9	0.0	1.8	0.7	0.0	2.2	1.2
	3	%	1.8	0.0	3.4	1.4	0.7	3.3	0.5	2.9	0.0	2.0	2.4
	4	%	0.3	0.0	0.0	1.3	0.0	0.0	0.7	0.0	0.0	0.0	0.6
	5	%	9.8	12.8	11.5	8.1	8.3	6.2	11.1	8.5	3.3	12.1	11.1
	6	%	6.4	4.4	11.9	4.1	3.9	6.4	5.1	7.5	12.1	6.6	3.8
	7	%	16.6	20.7	12.5	21.1	13.5	12.6	13.6	19.3	27.9	20.5	9.3
	8	%	18.0	11.5	9.6	18.2	32.3	28.8	14.9	20.9	14.3	15.5	21.2
	9	%	9.7	8.4	12.1	4.1	11.1	15.3	10.6	8.9	3.7	10.8	11.7
	Extremely important (10)	%	25.4	23.6	17.8	38.4	21.6	23.5	27.0	23.9	22.3	24.4	27.4
Unsure	%	5.1	10.2	5.7	2.0	3.0	2.7	6.7	3.6	0.0	3.7	8.1	

Nanos conducted an RDD random telephone survey of 404 residents of the Town of Tecumseh, 18 years of age or older, between February 22nd and March 19th, 2023. The margin of error for this survey is ±4.9 percentage points, 19 times out of 20. *Columns with fewer than 30 respondents have been shaded due to small sample size.



2023-2078 – Town of Tecumseh – STAT SHEET

On a scale from 0 to 10, where 0 is not at all important and 10 is extremely important, how important are the following strategic goals for the Town of Tecumseh? [RANDOMIZE]

			Ward					Gender		Age				
			Tecumseh 2023-03	Ward 1	Ward 2	Ward 3	Ward 4	Ward 5	Male	Female	18 to 34	35 to 54	55 plus	
Question - Ensuring any infrastructure built is environmentally and fiscally sustainable	Total	Unwgt N	404	77	77	92	87	71	174	230	48	138	218	
		Wgt N	400	93	98	94	53	62	191	209	84	120	195	
		Mean	8.4	8.5	8.1	8.6	8.2	8.5	8.1	8.7	8.3	8.3	8.5	
		Median	9.0	9.0	8.0	9.0	8.0	9.0	8.0	9.0	9.0	9.0	9.0	
	Not at all important (0)	%	2.0	2.1	1.6	2.0	1.1	3.2	2.0	2.0	1.2	4.5	0.8	
	1	%	0.2	1.0	0.0	0.0	0.0	0.0	0.0	0.0	0.5	1.2	0.0	0.0
	2	%	0.3	0.0	0.0	0.7	0.9	0.0	0.3	0.3	0.0	0.0	0.0	0.6
	3	%	0.9	0.0	3.0	0.0	0.0	1.2	1.4	0.5	0.0	0.0	0.0	1.9
	5	%	4.0	4.2	3.0	3.4	7.2	3.3	6.0	2.1	3.3	4.7	3.9	
	6	%	4.2	4.2	4.2	5.4	3.8	2.8	5.1	3.4	4.0	4.4	4.2	
	7	%	10.3	4.9	20.8	9.5	9.0	3.8	15.2	5.7	17.0	8.4	8.5	
	8	%	19.8	21.4	16.4	14.6	33.7	18.6	19.9	19.7	21.5	20.4	18.7	
	9	%	16.7	13.0	16.8	21.5	14.7	16.3	16.8	16.5	13.9	17.8	17.2	
	Extremely important (10)	%	36.9	39.1	31.9	42.9	26.6	41.5	28.2	45.0	36.3	37.5	36.9	
Unsure	%	4.7	10.0	2.3	0.0	3.0	9.1	5.1	4.3	1.8	2.2	7.4		

On a scale from 0 to 10, where 0 is not at all important and 10 is extremely important, how important are the following strategic goals for the Town of Tecumseh? [RANDOMIZE]

			Ward					Gender		Age			
			Tecumseh 2023-03	Ward 1	Ward 2	Ward 3	Ward 4	Ward 5	Male	Female	18 to 34	35 to 54	55 plus
Question - Improving & expanding the Town's indoor & outdoor recreation & leisure facilities	Total	Unwgt N	404	77	77	92	87	71	174	230	48	138	218
		Wgt N	400	93	98	94	53	62	191	209	84	120	195
		Mean	7.3	7.1	7.5	6.8	7.2	7.7	7.1	7.4	6.5	7.1	7.7
		Median	8.0	8.0	7.0	8.0	8.0	8.0	7.0	8.0	7.0	7.0	8.0
	Not at all important (0)	%	5.1	4.7	1.6	13.0	2.0	1.6	2.9	7.1	13.8	3.3	2.4
	1	%	1.0	2.9	0.0	0.7	0.9	0.0	0.3	1.6	0.0	2.2	0.6
	2	%	0.6	0.0	0.0	0.0	0.9	3.3	0.3	1.0	0.0	0.9	0.7
	3	%	2.9	2.4	3.8	1.4	8.1	0.0	4.6	1.3	3.3	1.9	3.3
	4	%	1.2	0.0	0.0	1.4	5.2	1.5	0.7	1.8	3.3	1.1	0.5
	5	%	5.5	9.2	5.7	5.4	1.6	3.0	7.8	3.4	0.0	8.6	5.9
	6	%	7.0	11.0	9.5	2.0	5.1	6.2	7.9	6.1	9.9	9.9	4.0
	7	%	20.2	14.8	27.6	15.5	22.9	21.7	26.0	14.9	22.8	22.1	18.0
	8	%	22.6	16.2	12.9	34.9	22.1	29.3	19.3	25.7	23.9	18.7	24.5
	9	%	5.8	7.0	8.3	3.4	6.3	3.1	6.2	5.4	4.0	3.8	7.8
Extremely important (10)	%	22.4	22.2	22.1	20.3	22.0	26.8	15.9	28.3	17.3	21.5	25.1	
Unsure	%	5.7	9.6	8.4	2.0	2.8	3.6	8.2	3.5	1.8	6.0	7.3	

Nanos conducted an RDD random telephone survey of 404 residents of the Town of Tecumseh, 18 years of age or older, between February 22nd and March 19th, 2023. The margin of error for this survey is ±4.9 percentage points, 19 times out of 20. *Columns with fewer than 30 respondents have been shaded due to small sample size.



2023-2078 – Town of Tecumseh – STAT SHEET

On a scale from 0 to 10, where 0 is not at all important and 10 is extremely important, how important are the following strategic goals for the Town of Tecumseh? [RANDOMIZE]

			Ward					Gender		Age			
			Tecumseh 2023-03	Ward 1	Ward 2	Ward 3	Ward 4	Ward 5	Male	Female	18 to 34	35 to 54	55 plus
Question - Continuously improving the Town's services and programs	Total	Unwgt N	404	77	77	92	87	71	174	230	48	138	218
		Wgt N	400	93	98	94	53	62	191	209	84	120	195
		Mean	7.9	8.2	7.7	7.8	7.7	8.3	7.9	7.9	7.3	8.1	8.1
		Median	8.0	8.0	8.0	9.0	8.0	8.0	8.0	8.0	8.0	8.0	8.0
	Not at all important (0)	%	1.2	2.9	1.6	0.0	1.1	0.0	0.0	2.3	0.0	3.5	0.3
	1	%	0.2	0.0	0.0	0.7	0.0	0.0	0.0	0.3	0.0	0.0	0.3
	2	%	3.0	1.2	0.0	10.3	1.9	0.0	1.1	4.6	11.5	0.0	1.1
	3	%	0.5	0.0	0.0	0.7	2.6	0.0	1.1	0.0	1.7	0.5	0.0
	4	%	1.4	0.0	0.0	0.0	8.6	1.5	0.7	2.0	5.0	0.3	0.5
	5	%	6.3	2.2	9.7	7.5	6.2	5.7	8.3	4.6	1.7	5.1	9.1
	6	%	5.4	2.3	14.4	2.0	3.2	3.0	9.3	1.9	12.5	4.4	3.0
	7	%	13.5	22.6	13.0	5.4	8.8	17.1	14.7	12.4	11.4	15.7	13.1
	8	%	22.5	21.2	27.1	18.9	21.7	23.3	23.7	21.4	6.8	21.0	30.2
	9	%	13.3	10.2	11.1	18.1	19.3	9.0	13.1	13.5	22.2	13.8	9.2
	Extremely important (10)	%	29.9	35.1	20.4	34.4	25.0	34.4	25.6	33.8	24.5	34.1	29.6
Unsure	%	2.8	2.3	2.7	2.0	1.6	6.1	2.4	3.2	2.7	1.6	3.7	

On a scale from 0 to 10, where 0 is not at all important and 10 is extremely important, how important are the following strategic goals for the Town of Tecumseh? [RANDOMIZE]

			Ward					Gender		Age			
			Tecumseh 2023-03	Ward 1	Ward 2	Ward 3	Ward 4	Ward 5	Male	Female	18 to 34	35 to 54	55 plus
Question - Promoting engagement with community, neighbouring municipalities and senior governments	Total	Unwgt N	404	77	77	92	87	71	174	230	48	138	218
		Wgt N	400	93	98	94	53	62	191	209	84	120	195
		Mean	7.5	7.3	7.6	7.2	7.7	7.9	7.4	7.6	6.5	7.6	7.9
		Median	8.0	8.0	8.0	8.0	8.0	8.0	8.0	8.0	8.0	8.0	8.0
	Not at all important (0)	%	1.7	4.0	0.0	2.7	1.1	0.0	1.3	2.0	0.0	2.2	2.1
	1	%	0.7	2.1	0.0	0.0	0.0	1.2	0.4	0.9	2.3	0.0	0.4
	2	%	3.5	2.1	0.0	11.7	0.0	1.6	0.9	5.9	13.8	1.4	0.3
	3	%	1.6	0.0	0.0	1.3	5.3	4.1	2.1	1.2	5.2	0.0	1.1
	4	%	0.9	0.0	0.8	0.0	5.2	0.0	0.0	1.7	3.3	0.6	0.0
	5	%	8.0	7.8	14.1	5.4	6.8	3.5	7.9	8.0	8.0	7.4	8.3
	6	%	6.4	6.3	8.4	7.4	5.9	2.4	11.0	2.3	0.0	13.5	4.8
	7	%	14.4	21.4	12.7	7.4	13.0	18.1	18.3	10.8	11.8	17.7	13.4
	8	%	21.0	20.8	30.0	16.2	13.0	21.1	23.1	19.1	24.2	18.7	21.0
	9	%	14.0	7.8	9.9	19.5	23.1	13.6	16.2	12.0	21.9	10.0	13.1
	Extremely important (10)	%	21.4	23.1	15.3	23.0	22.7	25.3	12.3	29.8	3.7	25.8	26.4
Unsure	%	6.4	4.7	8.7	5.4	4.0	9.1	6.5	6.3	5.8	2.6	9.1	

Nanos conducted an RDD random telephone survey of 404 residents of the Town of Tecumseh, 18 years of age or older, between February 22nd and March 19th, 2023. The margin of error for this survey is ±4.9 percentage points, 19 times out of 20. *Columns with fewer than 30 respondents have been shaded due to small sample size.



2023-2078 – Town of Tecumseh – STAT SHEET

			Ward					Gender		Age			
			Tecumseh 2023-03	Ward 1	Ward 2	Ward 3	Ward 4	Ward 5	Male	Female	18 to 34	35 to 54	55 plus
Question - Approximately one half of the property taxes that you pay go to the Town of Tecumseh. Thinking about all of the services you receive from the Town of Tecumseh, how much value would you say you receive for the tax dollars that you pay towards these service?	Total	Unwgt N	404	77	77	92	87	71	174	230	48	138	218
		Wgt N	400	93	98	94	53	62	191	209	84	120	195
	Very good	%	26.4	24.9	27.5	30.3	23.3	23.8	27.5	25.5	17.2	29.8	28.3
	Good	%	44.9	43.1	51.8	39.3	53.5	37.9	46.9	43.1	42.5	41.9	47.8
	Average	%	23.0	27.3	18.4	25.0	15.8	26.9	19.3	26.4	36.8	24.1	16.3
	Poor	%	2.2	2.3	1.1	2.7	0.9	4.2	3.0	1.5	0.0	2.0	3.3
	Very poor	%	0.9	0.0	0.0	0.0	1.6	4.2	1.2	0.5	1.8	1.6	0.0
	Unsure	%	2.6	2.4	1.1	2.7	5.0	3.0	2.2	3.0	1.7	0.6	4.2

			Ward					Gender		Age			
			Tecumseh 2023-03	Ward 1	Ward 2	Ward 3	Ward 4	Ward 5	Male	Female	18 to 34	35 to 54	55 plus
Question - On a scale from 0 to 10, where 0 is not at all likely and 10 is extremely likely, how likely are you to recommend the Town of Tecumseh to friends and family as a place to live?	Total	Unwgt N	404	77	77	92	87	71	174	230	48	138	218
		Wgt N	400	93	98	94	53	62	191	209	84	120	195
		Mean	8.9	9.1	8.6	9.1	9.0	8.5	8.5	9.2	8.2	9.2	9.0
		Median	10.0	10.0	10.0	10.0	10.0	9.0	9.0	10.0	10.0	10.0	10.0
	Not at all likely (0)	%	1.5	1.1	1.1	2.0	0.9	2.4	2.0	1.0	1.8	0.5	2.0
	3	%	1.2	0.0	3.4	1.3	0.0	0.0	0.7	1.6	4.0	0.0	0.6
	4	%	0.6	0.0	0.0	0.0	1.6	2.7	0.8	0.4	0.0	0.7	0.9
	5	%	4.2	2.1	12.7	0.0	2.6	1.7	7.2	1.4	16.5	0.9	1.0
	6	%	0.9	0.0	0.0	0.0	1.1	5.0	0.8	1.0	1.9	0.0	1.1
	7	%	4.4	4.3	1.9	6.0	1.6	8.2	6.8	2.2	0.0	7.6	4.3
	8	%	16.4	19.9	6.1	21.7	19.3	17.2	21.1	12.1	19.4	15.6	15.6
	9	%	11.8	10.7	15.6	2.0	17.4	17.2	11.6	11.9	1.9	12.5	15.5
	Extremely likely (10)	%	57.6	59.5	56.2	66.9	54.5	45.5	46.6	67.7	54.5	62.2	56.1
Unsure	%	1.4	2.4	3.0	0.0	0.9	0.0	2.4	0.5	0.0	0.0	2.9	

Nanos conducted an RDD random telephone survey of 404 residents of the Town of Tecumseh, 18 years of age or older, between February 22nd and March 19th, 2023. The margin of error for this survey is ±4.9 percentage points, 19 times out of 20. *Columns with fewer than 30 respondents have been shaded due to small sample size.



2023-2078 – Town of Tecumseh – STAT SHEET

Are you very satisfied, somewhat satisfied, somewhat dissatisfied or very dissatisfied with the diversity of parks and recreation services and amenities in the Town of Tecumseh for the following age groups:

			Ward					Gender		Age				
			Tecumseh 2023-03	Ward 1	Ward 2	Ward 3	Ward 4	Ward 5	Male	Female	18 to 34	35 to 54	55 plus	
Question - Youth (0-17 years old)	Total	Unwgt N	404	77	77	92	87	71	174	230	48	138	218	
		Wgt N	400	93	98	94	53	62	191	209	84	120	195	
		Very satisfied	%	27.8	29.6	34.5	22.9	19.6	28.9	31.6	24.3	19.0	34.0	27.7
		Somewhat satisfied	%	39.1	48.2	23.9	46.4	43.7	34.9	44.4	34.4	37.8	44.9	36.2
		Somewhat dissatisfied	%	6.6	2.1	15.0	6.1	4.9	2.4	10.1	3.4	17.4	4.5	3.3
		Very dissatisfied	%	0.4	1.1	0.0	0.0	1.1	0.0	0.0	0.8	0.0	0.0	0.8
		Unsure	%	18.1	11.1	22.0	16.4	19.8	23.1	7.6	27.6	18.8	14.1	20.2
		Not applicable	%	8.0	7.9	4.6	8.2	10.9	10.7	6.4	9.4	6.9	2.5	11.8

Are you very satisfied, somewhat satisfied, somewhat dissatisfied or very dissatisfied with the diversity of parks and recreation services and amenities in the Town of Tecumseh for the following age groups:

			Ward					Gender		Age				
			Tecumseh 2023-03	Ward 1	Ward 2	Ward 3	Ward 4	Ward 5	Male	Female	18 to 34	35 to 54	55 plus	
Question - Adults (18-54 years old)	Total	Unwgt N	404	77	77	92	87	71	174	230	48	138	218	
		Wgt N	400	93	98	94	53	62	191	209	84	120	195	
		Very satisfied	%	25.7	25.2	31.6	22.9	24.5	22.5	29.8	22.0	20.7	33.4	23.2
		Somewhat satisfied	%	48.6	49.1	46.1	52.1	46.1	49.0	50.5	46.9	59.9	51.1	42.3
		Somewhat dissatisfied	%	7.9	6.8	6.0	13.5	4.4	7.4	8.1	7.8	14.4	5.2	6.8
		Very dissatisfied	%	1.0	1.1	0.0	2.0	2.1	0.0	1.0	1.0	0.0	0.5	1.7
		Unsure	%	11.9	14.3	13.3	2.0	16.7	16.7	6.5	16.8	0.9	8.8	18.5
		Not applicable	%	4.8	3.5	3.0	7.5	6.2	4.5	4.1	5.5	4.2	0.9	7.5

Are you very satisfied, somewhat satisfied, somewhat dissatisfied or very dissatisfied with the diversity of parks and recreation services and amenities in the Town of Tecumseh for the following age groups:

			Ward					Gender		Age				
			Tecumseh 2023-03	Ward 1	Ward 2	Ward 3	Ward 4	Ward 5	Male	Female	18 to 34	35 to 54	55 plus	
Question - Seniors (55 plus)	Total	Unwgt N	404	77	77	92	87	71	174	230	48	138	218	
		Wgt N	400	93	98	94	53	62	191	209	84	120	195	
		Very satisfied	%	21.1	8.2	20.3	25.7	33.8	23.8	22.9	19.4	8.4	22.8	25.5
		Somewhat satisfied	%	50.8	53.9	50.1	60.1	37.8	44.3	55.9	46.2	67.8	48.9	44.7
		Somewhat dissatisfied	%	7.2	12.3	7.3	7.4	2.6	2.7	6.9	7.4	9.0	6.5	6.8
		Very dissatisfied	%	4.9	4.5	5.7	4.1	3.7	6.5	3.3	6.4	5.9	0.8	7.0
		Unsure	%	14.9	21.1	15.6	2.7	14.9	22.6	10.0	19.3	5.5	20.2	15.6
		Not applicable	%	1.2	0.0	1.0	0.0	7.1	0.0	1.0	1.3	3.3	0.8	0.5

Nanos conducted an RDD random telephone survey of 404 residents of the Town of Tecumseh, 18 years of age or older, between February 22nd and March 19th, 2023. The margin of error for this survey is ±4.9 percentage points, 19 times out of 20. *Columns with fewer than 30 respondents have been shaded due to small sample size.



2023-2078 – Town of Tecumseh – STAT SHEET

How would you rate the Town of Tecumseh on the following where 0 is a very poor rating and 10 is a very good rating? [RANDOMIZE]

			Ward					Gender		Age			
			Tecumseh 2023-03	Ward 1	Ward 2	Ward 3	Ward 4	Ward 5	Male	Female	18 to 34	35 to 54	55 plus
Question - The Town of Tecumseh as a place to work	Total	Unwgt N	404	77	77	92	87	71	174	230	48	138	218
		Wgt N	400	93	98	94	53	62	191	209	84	120	195
		Mean	7.6	7.6	8.0	7.5	7.4	7.6	7.7	7.6	6.7	7.9	8.0
		Median	8.0	8.0	9.0	8.0	8.0	8.0	8.0	8.0	7.0	8.0	8.0
	Very poor rating (0)	%	1.7	2.2	3.4	0.0	1.1	1.5	0.0	3.3	4.0	0.0	1.8
	2	%	0.8	2.1	0.0	1.4	0.0	0.0	0.7	0.9	2.3	1.1	0.0
	4	%	2.4	4.6	0.0	3.3	0.9	2.4	1.7	3.0	3.2	2.2	2.1
	5	%	9.1	5.2	4.6	13.7	10.9	13.4	8.2	9.9	19.3	8.4	5.1
	6	%	5.8	5.2	8.0	3.4	8.7	4.5	6.2	5.5	6.3	10.2	2.9
	7	%	12.6	8.7	8.4	18.8	18.8	10.6	16.7	9.0	18.8	13.2	9.7
	8	%	14.5	19.2	6.7	13.5	21.6	15.1	16.6	12.6	5.1	16.9	17.1
	9	%	9.9	11.6	13.8	8.7	6.5	5.6	13.9	6.1	21.9	8.9	5.3
	Very good rating (10)	%	20.8	19.8	24.8	20.2	12.4	24.1	14.3	26.8	6.3	26.7	23.5
	Unsure	%	22.4	21.3	30.2	16.9	19.0	22.7	21.7	22.9	12.8	12.5	32.6

How would you rate the Town of Tecumseh on the following where 0 is a very poor rating and 10 is a very good rating? [RANDOMIZE]

			Ward					Gender		Age			
			Tecumseh 2023-03	Ward 1	Ward 2	Ward 3	Ward 4	Ward 5	Male	Female	18 to 34	35 to 54	55 plus
Question - The Town of Tecumseh as a place to raise a family	Total	Unwgt N	404	77	77	92	87	71	174	230	48	138	218
		Wgt N	400	93	98	94	53	62	191	209	84	120	195
		Mean	9.1	9.3	9.1	9.2	8.9	8.9	8.9	9.3	8.8	9.3	9.1
		Median	10.0	10.0	10.0	10.0	9.0	9.0	9.0	10.0	9.0	10.0	10.0
	Very poor rating (0)	%	0.1	0.0	0.0	0.0	1.1	0.0	0.0	0.3	0.0	0.0	0.3
	5	%	2.1	1.2	1.7	2.0	0.0	6.0	3.2	1.1	5.5	0.0	1.9
	6	%	2.5	0.0	3.6	0.7	7.7	2.5	2.1	2.8	6.2	0.7	1.9
	7	%	4.2	2.7	5.1	3.4	5.4	5.2	5.6	2.9	0.9	3.7	5.9
	8	%	16.1	16.4	14.5	16.9	17.4	15.8	20.6	12.0	9.2	18.6	17.5
	9	%	21.2	19.4	24.2	22.0	19.0	20.1	23.5	19.1	41.1	16.2	15.8
	Very good rating (10)	%	51.9	58.0	49.7	53.0	48.7	47.0	42.7	60.2	36.9	58.7	54.1
	Unsure	%	1.9	2.4	1.1	2.0	0.7	3.3	2.3	1.5	0.0	2.0	2.7

Nanos conducted an RDD random telephone survey of 404 residents of the Town of Tecumseh, 18 years of age or older, between February 22nd and March 19th, 2023. The margin of error for this survey is ±4.9 percentage points, 19 times out of 20. *Columns with fewer than 30 respondents have been shaded due to small sample size.



2023-2078 – Town of Tecumseh – STAT SHEET

How would you rate the Town of Tecumseh on the following where 0 is a very poor rating and 10 is a very good rating? [RANDOMIZE]

			Ward					Gender		Age			
			Tecumseh 2023-03	Ward 1	Ward 2	Ward 3	Ward 4	Ward 5	Male	Female	18 to 34	35 to 54	55 plus
Question - The Town of Tecumseh as a safe place to live	Total	Unwgt N	404	77	77	92	87	71	174	230	48	138	218
		Wgt N	400	93	98	94	53	62	191	209	84	120	195
		Mean	8.9	9.0	8.8	9.1	8.9	8.8	8.8	9.1	8.6	9.0	9.0
		Median	9.0	9.0	9.0	9.0	9.0	9.0	9.0	10.0	9.0	9.0	9.0
	3	%	0.6	0.0	0.0	0.7	0.0	2.6	0.3	0.8	1.9	0.5	0.0
	5	%	2.5	3.2	3.4	1.3	4.5	0.0	1.6	3.3	6.3	0.7	2.0
	6	%	1.3	1.6	1.9	0.0	2.1	1.2	2.1	0.5	0.0	1.2	1.9
	7	%	6.1	1.1	13.0	4.1	3.6	7.9	8.7	3.7	15.9	1.1	5.0
	8	%	20.6	26.2	15.4	21.6	18.3	20.7	23.5	17.9	8.3	26.6	22.2
	9	%	25.4	20.8	29.6	23.5	29.7	24.6	29.6	21.4	32.9	28.9	19.9
	Very good rating (10)	%	42.1	44.8	36.7	48.8	41.2	37.6	31.6	51.8	33.0	39.9	47.5
	Unsure	%	1.5	2.4	0.0	0.0	0.7	5.5	2.5	0.6	1.8	1.1	1.6

How would you rate the Town of Tecumseh on the following where 0 is a very poor rating and 10 is a very good rating? [RANDOMIZE]

			Ward					Gender		Age			
			Tecumseh 2023-03	Ward 1	Ward 2	Ward 3	Ward 4	Ward 5	Male	Female	18 to 34	35 to 54	55 plus
Question - The Town of Tecumseh as a place where one can afford to buy a home	Total	Unwgt N	404	77	77	92	87	71	174	230	48	138	218
		Wgt N	400	93	98	94	53	62	191	209	84	120	195
		Mean	6.1	6.0	6.0	6.5	5.8	5.9	5.8	6.3	5.4	5.8	6.5
		Median	6.0	6.0	6.0	7.0	6.0	6.0	6.0	6.0	6.0	6.0	7.0
	Very poor rating (0)	%	4.2	5.6	5.3	2.7	4.0	2.6	3.6	4.7	8.2	1.8	3.9
	1	%	0.6	0.0	0.0	0.0	3.1	1.5	0.9	0.4	0.0	1.4	0.5
	2	%	2.3	1.6	1.6	2.7	0.0	5.9	2.6	2.0	1.9	4.2	1.3
	3	%	4.8	2.1	5.3	6.1	1.6	8.9	4.7	4.9	4.1	4.2	5.5
	4	%	8.0	6.4	17.7	2.7	7.5	3.8	11.7	4.6	16.1	8.4	4.4
	5	%	17.9	24.0	12.7	14.1	27.4	14.6	21.3	14.8	11.8	28.0	14.4
	6	%	14.9	13.5	11.9	19.0	16.8	13.8	12.0	17.5	28.8	12.8	10.2
	7	%	13.5	19.1	14.7	8.2	10.4	13.7	15.3	11.8	6.4	15.3	15.4
	8	%	17.6	20.0	11.0	28.2	14.3	11.3	17.0	18.2	12.0	14.1	22.2
	9	%	2.3	1.2	1.9	2.7	0.0	5.9	3.7	1.0	0.0	3.7	2.4
Very good rating (10)	%	8.9	4.4	14.5	8.8	8.3	7.6	4.5	13.0	7.3	5.1	11.9	
Unsure	%	4.9	2.2	3.4	4.7	6.5	10.3	2.8	6.8	3.5	0.9	8.0	

Nanos conducted an RDD random telephone survey of 404 residents of the Town of Tecumseh, 18 years of age or older, between February 22nd and March 19th, 2023. The margin of error for this survey is ±4.9 percentage points, 19 times out of 20. *Columns with fewer than 30 respondents have been shaded due to small sample size.



2023-2078 – Town of Tecumseh – STAT SHEET

How would you rate the Town of Tecumseh on the following where 0 is a very poor rating and 10 is a very good rating? [RANDOMIZE]

			Ward					Gender		Age			
			Tecumseh 2023-03	Ward 1	Ward 2	Ward 3	Ward 4	Ward 5	Male	Female	18 to 34	35 to 54	55 plus
Question - The Town of Tecumseh as a place where everyone is welcome	Total	Unwgt N	404	77	77	92	87	71	174	230	48	138	218
		Wgt N	400	93	98	94	53	62	191	209	84	120	195
		Mean	9.0	8.9	9.0	9.2	8.9	8.9	8.8	9.1	8.7	9.1	9.0
		Median	10.0	9.0	10.0	10.0	9.0	9.0	9.0	10.0	9.0	10.0	10.0
	Very poor rating (0)	%	0.3	0.0	0.0	0.0	1.1	1.2	0.4	0.3	0.9	0.0	0.3
	2	%	0.1	0.0	0.0	0.0	0.7	0.0	0.0	0.2	0.0	0.3	0.0
	3	%	0.8	0.0	3.4	0.0	0.0	0.0	0.0	1.6	4.0	0.0	0.0
	4	%	0.1	0.0	0.0	0.0	0.9	0.0	0.3	0.0	0.0	0.0	0.3
	5	%	2.2	2.3	0.0	3.4	3.4	2.4	4.0	0.5	0.0	1.2	3.7
	6	%	1.7	4.9	0.0	0.0	0.9	2.9	2.5	1.0	3.8	0.9	1.3
	7	%	6.0	7.8	8.6	2.7	1.6	7.7	8.9	3.3	5.9	7.5	5.1
	8	%	16.5	19.5	17.0	13.5	19.3	13.4	17.1	15.9	15.4	17.6	16.3
	9	%	20.9	16.6	17.1	24.1	27.8	22.4	20.1	21.6	22.6	21.5	19.7
	Very good rating (10)	%	49.6	45.5	53.8	55.6	44.2	44.4	45.2	53.6	44.6	50.0	51.4
Unsure	%	1.8	3.5	0.0	0.7	0.0	5.5	1.6	2.1	2.8	0.9	2.0	

On a scale of 0 to 10 where 0 is no need at all and 10 is very much needed, how much do you think the Town of Tecumseh is in need of more of the following types of housing? [RANDOMIZE]

			Ward					Gender		Age			
			Tecumseh 2023-03	Ward 1	Ward 2	Ward 3	Ward 4	Ward 5	Male	Female	18 to 34	35 to 54	55 plus
Question - Single detached family home	Total	Unwgt N	404	77	77	92	87	71	174	230	48	138	218
		Wgt N	400	93	98	94	53	62	191	209	84	120	195
		Mean	6.8	6.6	5.9	7.3	7.2	7.4	6.6	7.0	5.7	7.0	7.2
		Median	8.0	8.0	6.0	8.0	8.0	8.0	7.0	8.0	6.0	8.0	8.0
	No need at all (0)	%	5.9	13.8	5.8	1.4	4.8	1.7	5.1	6.5	12.2	5.2	3.5
	2	%	1.7	2.5	1.9	1.3	0.7	1.2	2.0	1.3	0.0	3.0	1.6
	3	%	2.4	1.6	8.4	0.0	0.0	0.0	2.7	2.1	4.0	2.8	1.5
	4	%	7.8	0.0	14.6	12.7	4.5	4.1	12.0	3.9	28.0	2.3	2.4
	5	%	10.5	8.5	11.5	10.1	8.8	14.1	10.9	10.2	3.7	12.4	12.3
	6	%	5.9	8.8	5.1	1.4	7.7	8.0	6.1	5.7	1.9	8.0	6.3
	7	%	12.5	12.5	15.6	11.3	10.0	11.6	12.1	12.9	6.3	10.9	16.2
	8	%	20.6	14.7	13.7	29.9	30.6	17.4	19.2	21.8	26.3	19.3	18.9
	9	%	5.8	5.9	4.9	5.4	4.6	8.7	8.8	3.1	4.0	5.5	6.8
	Very much needed (10)	%	20.3	27.1	10.8	21.6	18.8	24.1	15.4	24.7	10.1	24.2	22.2
Unsure	%	6.7	4.6	7.7	4.7	9.4	9.1	5.7	7.7	3.7	6.4	8.2	

Nanos conducted an RDD random telephone survey of 404 residents of the Town of Tecumseh, 18 years of age or older, between February 22nd and March 19th, 2023. The margin of error for this survey is ±4.9 percentage points, 19 times out of 20. *Columns with fewer than 30 respondents have been shaded due to small sample size.



2023-2078 – Town of Tecumseh – STAT SHEET

On a scale of 0 to 10 where 0 is no need at all and 10 is very much needed, how much do you think the Town of Tecumseh is in need of more of the following types of housing?
[RANDOMIZE]

			Ward					Gender		Age				
			Tecumseh 2023-03	Ward 1	Ward 2	Ward 3	Ward 4	Ward 5	Male	Female	18 to 34	35 to 54	55 plus	
Question - Semi-detached home	Total	Unwgt N	404	77	77	92	87	71	174	230	48	138	218	
		Wgt N	400	93	98	94	53	62	191	209	84	120	195	
		Mean	6.1	6.1	5.6	6.2	6.2	6.4	6.4	5.8	4.9	6.2	6.5	
		Median	6.0	6.0	6.0	6.0	7.0	7.0	6.0	7.0	5.0	7.0	7.0	
		No need at all (0)	%	6.9	9.5	10.2	0.7	9.8	4.8	3.3	10.2	8.8	7.7	5.6
	1	%	1.5	1.0	3.6	0.7	0.0	1.5	0.0	2.9	3.2	0.6	1.4	
	2	%	3.5	2.5	1.9	8.5	2.0	1.2	3.3	3.7	5.8	1.7	3.7	
	3	%	4.5	3.7	3.2	7.9	4.4	3.0	3.0	6.0	10.7	3.7	2.4	
	4	%	2.5	1.5	1.0	4.0	3.6	3.0	1.5	3.3	2.6	4.9	0.9	
	5	%	13.4	11.3	22.8	6.8	12.1	13.1	19.4	8.0	19.3	10.2	12.9	
	6	%	13.7	15.1	10.6	20.1	11.1	8.6	16.3	11.2	20.3	13.5	10.9	
	7	%	16.1	9.8	19.9	20.2	10.1	18.3	18.5	13.8	15.0	16.6	16.2	
	8	%	14.7	17.3	12.0	14.8	16.4	13.1	14.1	15.2	5.7	18.0	16.4	
	9	%	6.8	6.3	3.5	5.4	13.8	8.7	5.0	8.4	3.3	8.6	7.1	
		Very much needed (10)	%	8.5	11.0	6.4	7.5	9.4	9.1	9.0	8.1	1.8	7.3	12.2
		Unsure	%	7.9	11.0	5.0	3.4	7.3	15.5	6.7	9.1	3.7	7.1	10.2

On a scale of 0 to 10 where 0 is no need at all and 10 is very much needed, how much do you think the Town of Tecumseh is in need of more of the following types of housing?
[RANDOMIZE]

			Ward					Gender		Age				
			Tecumseh 2023-03	Ward 1	Ward 2	Ward 3	Ward 4	Ward 5	Male	Female	18 to 34	35 to 54	55 plus	
Question - Town houses	Total	Unwgt N	404	77	77	92	87	71	174	230	48	138	218	
		Wgt N	400	93	98	94	53	62	191	209	84	120	195	
		Mean	5.7	5.9	5.5	5.6	5.8	5.7	6.0	5.4	4.2	5.6	6.4	
		Median	6.0	7.0	6.0	6.0	7.0	6.0	6.0	6.0	6.0	6.0	7.0	
		No need at all (0)	%	12.2	13.8	13.0	13.7	12.4	5.9	6.0	17.8	27.6	9.3	7.3
	1	%	1.4	2.9	1.1	0.0	0.0	2.7	0.4	2.3	0.0	2.2	1.4	
	2	%	3.4	1.5	1.9	4.0	7.2	4.8	5.0	2.1	3.3	2.0	4.4	
	3	%	3.3	1.6	3.0	4.0	3.8	4.7	3.7	2.9	0.0	9.4	1.0	
	4	%	3.9	1.5	6.9	3.3	0.7	6.3	2.0	5.6	7.8	5.3	1.4	
	5	%	11.2	13.7	11.9	5.4	12.0	14.1	16.0	6.7	7.6	13.0	11.5	
	6	%	15.8	10.6	18.7	26.1	8.7	9.4	20.1	11.8	33.4	15.3	8.5	
	7	%	15.6	14.2	18.4	17.6	13.2	12.7	18.2	13.3	7.5	16.9	18.4	
	8	%	12.5	10.4	14.0	12.9	20.3	5.8	8.5	16.1	7.3	11.1	15.6	
	9	%	3.2	4.9	2.3	0.0	2.1	7.7	2.2	4.1	0.0	2.8	4.8	
		Very much needed (10)	%	10.6	17.1	5.4	9.5	12.4	9.5	11.5	9.9	1.8	9.9	14.9
		Unsure	%	7.0	7.9	3.4	3.4	7.3	16.3	6.4	7.5	3.7	2.8	11.0

Nanos conducted an RDD random telephone survey of 404 residents of the Town of Tecumseh, 18 years of age or older, between February 22nd and March 19th, 2023. The margin of error for this survey is ±4.9 percentage points, 19 times out of 20. *Columns with fewer than 30 respondents have been shaded due to small sample size.



2023-2078 – Town of Tecumseh – STAT SHEET

On a scale of 0 to 10 where 0 is no need at all and 10 is very much needed, how much do you think the Town of Tecumseh is in need of more of the following types of housing?
[RANDOMIZE]

Question -	Total	Unwgt N	Ward					Gender		Age			
			Tecumseh 2023-03	Ward 1	Ward 2	Ward 3	Ward 4	Ward 5	Male	Female	18 to 34	35 to 54	55 plus
Apartments			404	77	77	92	87	71	174	230	48	138	218
		Wgt N	400	93	98	94	53	62	191	209	84	120	195
		Mean	5.5	5.6	5.3	5.3	5.5	6.1	6.1	5.0	4.6	5.7	5.9
		Median	6.0	6.0	7.0	6.0	7.0	7.0	7.0	5.0	4.0	6.0	7.0
	No need at all (0)	%	15.2	14.2	14.8	18.5	18.5	9.4	8.9	20.9	27.9	12.1	11.6
	1	%	5.3	5.3	4.9	7.4	6.7	1.2	5.9	4.6	6.6	5.1	4.8
	2	%	2.9	2.6	2.1	3.4	2.4	4.0	2.8	2.9	0.9	2.5	3.9
	3	%	3.5	2.6	5.5	2.0	1.4	5.6	4.5	2.6	5.9	4.6	1.8
	4	%	5.5	5.9	8.2	3.4	3.2	5.8	4.0	6.9	8.0	7.2	3.4
	5	%	9.9	12.5	7.8	11.5	4.3	11.5	8.1	11.5	2.0	13.0	11.3
	6	%	5.7	7.2	4.4	4.7	6.1	6.7	6.5	5.0	1.2	6.8	7.0
	7	%	8.9	5.7	14.7	6.8	7.8	8.4	8.3	9.4	3.2	10.3	10.4
	8	%	17.2	11.0	22.0	18.2	20.6	14.3	21.6	13.1	26.6	10.4	17.3
	9	%	10.4	12.3	7.3	12.1	12.4	8.3	14.6	6.6	10.5	13.0	8.7
	Very much needed (10)	%	10.2	12.6	4.8	10.1	10.0	15.4	9.8	10.5	3.5	11.6	12.2
	Unsure	%	5.5	7.9	3.4	2.0	6.6	9.5	5.1	5.9	3.7	3.3	7.6

On a scale of 0 to 10 where 0 is no need at all and 10 is very much needed, how much do you think the Town of Tecumseh is in need of more of the following types of housing?
[RANDOMIZE]

Question -	Total	Unwgt N	Ward					Gender		Age			
			Tecumseh 2023-03	Ward 1	Ward 2	Ward 3	Ward 4	Ward 5	Male	Female	18 to 34	35 to 54	55 plus
Retirement homes			404	77	77	92	87	71	174	230	48	138	218
		Wgt N	400	93	98	94	53	62	191	209	84	120	195
		Mean	7.2	7.3	6.6	7.2	7.2	7.7	7.2	7.2	6.3	7.2	7.5
		Median	8.0	8.0	7.0	8.0	8.0	8.0	8.0	8.0	6.0	8.0	8.0
	No need at all (0)	%	4.4	6.3	6.5	2.7	3.4	1.7	3.1	5.6	6.3	5.6	2.8
	1	%	0.6	0.0	1.1	1.3	0.0	0.0	0.7	0.5	0.0	0.0	1.2
	2	%	2.2	1.5	3.0	4.0	0.0	1.2	3.4	1.2	0.0	2.7	2.9
	3	%	1.5	1.6	1.1	1.3	4.2	0.0	0.8	2.2	0.0	3.2	1.1
	4	%	3.8	1.5	11.9	0.0	2.6	1.2	6.6	1.2	14.2	1.1	1.0
	5	%	11.7	11.4	4.6	18.5	12.9	12.3	10.1	13.2	19.3	7.1	11.3
	6	%	5.6	3.2	11.1	0.7	6.9	7.3	2.6	8.4	11.5	6.5	2.6
	7	%	10.3	14.5	13.5	2.0	11.6	10.5	13.4	7.6	4.9	13.3	10.9
	8	%	22.8	21.0	15.3	35.7	20.8	19.6	23.1	22.6	15.1	26.1	24.1
	9	%	11.7	6.4	7.3	16.8	21.6	10.3	13.5	10.0	19.3	11.4	8.5
	Very much needed (10)	%	20.3	28.1	19.6	14.9	11.8	24.9	17.8	22.5	5.9	20.4	26.4
	Unsure	%	5.0	4.6	5.0	2.0	4.1	10.9	4.9	5.1	3.7	2.5	7.1

Nanos conducted an RDD random telephone survey of 404 residents of the Town of Tecumseh, 18 years of age or older, between February 22nd and March 19th, 2023. The margin of error for this survey is ±4.9 percentage points, 19 times out of 20. *Columns with fewer than 30 respondents have been shaded due to small sample size.



2023-2078 – Town of Tecumseh – STAT SHEET

			Ward					Gender		Age			
			Tecumseh 2023-03	Ward 1	Ward 2	Ward 3	Ward 4	Ward 5	Male	Female	18 to 34	35 to 54	55 plus
Question - Have you ever contacted or not ever contacted someone from the Town of Tecumseh about a specific issue or concern?	Total	Unwgt N	404	77	77	92	87	71	174	230	48	138	218
		Wgt N	400	93	98	94	53	62	191	209	84	120	195
	Have contacted	%	55.4	63.7	68.1	49.5	45.5	40.4	48.1	62.1	61.8	52.2	54.7
	Have not contacted	%	44.6	36.3	31.9	50.5	54.5	59.6	51.9	37.9	38.2	47.8	45.3

			Ward					Gender		Age			
			Tecumseh 2023-03	Ward 1	Ward 2	Ward 3	Ward 4	Ward 5	Male	Female	18 to 34	35 to 54	55 plus
Question – [IF CONTACTED] Which department did you contact? [OPEN]	Total	Unwgt N	194	44	41	43	39	27	82	112	26	62	106
		Wgt N	199	52	56	44	24	24	90	110	50	56	93
	Clerk's Office/Staff Services/Finance	%	3.1	0.0	2.8	0.0	7.1		0.0	5.6		6.6	2.6
	Bylaw enforcement	%	10.4	12.7	5.0	22.1	2.4		6.4	13.7		13.5	3.7
	Public Works	%	29.0	25.6	39.1	26.0	32.8		37.2	22.2		16.1	24.9
	Building enforcement	%	10.2	8.6	10.4	8.7	5.3		10.8	9.7		11.8	13.1
	Town maintenance	%	1.4	0.0	1.7	4.4	0.0		2.5	0.6		3.9	0.7
	Police	%	3.0	6.9	0.0	2.8	0.0		2.5	3.4		6.5	2.4
	Water/wastewater services	%	4.4	6.0	2.8	4.3	6.3		3.7	5.0		4.9	6.5
	Planning/permits	%	4.6	3.8	3.1	8.7	7.0		5.7	3.7		6.0	5.2
	Garbage/recycling	%	1.7	4.9	0.0	0.0	0.0		3.7	0.0		2.6	2.0
	Mayor/council member	%	7.2	2.6	9.0	0.0	20.1		8.0	6.6		5.5	7.4
	Parks and recreation	%	12.9	10.2	20.6	11.5	9.0		8.6	16.4		9.7	15.4
	All	%	0.5	0.0	0.0	0.0	0.0		1.1	0.0		1.8	0.0
	Animal tag license	%	1.1	0.0	1.7	2.8	0.0		1.0	1.1		3.9	0.0
	Fire department	%	0.6	0.0	0.0	2.9	0.0		1.4	0.0		0.0	1.4
	Public Health	%	0.3	0.0	0.0	1.5	0.0		0.7	0.0		1.1	0.0
	City hall	%	1.0	2.1	0.0	0.0	0.0		1.2	0.9		0.0	2.2
	IT/ internet service	%	1.0	1.9	0.0	0.0	0.0		0.0	1.7		0.0	1.0
	Transit planning/services	%	0.8	1.9	0.0	1.5	0.0		0.0	1.5		0.0	0.7
	Other	%	0.5	2.0	0.0	0.0	0.0		0.0	0.9		0.0	1.1
	Housing	%	0.2	0.0	0.0	0.0	2.1		0.6	0.0		0.0	0.5
	Parliament member	%	0.9	0.0	2.0	1.5	0.0		0.0	1.6		0.0	1.9
	Rodent department	%	0.3	0.0	0.0	1.5	0.0		0.7	0.0		1.1	0.0
	Signage	%	0.2	0.0	0.0	0.0	2.1		0.6	0.0		0.0	0.5
	Voting department	%	0.9	2.6	0.0	0.0	2.1		0.6	1.2		2.4	0.5
	Assessment department	%	0.6	0.0	2.0	0.0	0.0		0.0	1.0		0.0	1.2
	Tree removal/grass cutting	%	1.5	4.1	0.0	0.0	3.7		1.8	1.3		0.7	2.8
	Traffic	%	0.5	2.0	0.0	0.0	0.0		0.0	0.9		0.0	1.1
	Unsure	%	1.1	2.1	0.0	0.0	0.0		1.2	1.0		1.9	1.2

Nanos conducted an RDD random telephone survey of 404 residents of the Town of Tecumseh, 18 years of age or older, between February 22nd and March 19th, 2023. The margin of error for this survey is ±4.9 percentage points, 19 times out of 20. *Columns with fewer than 30 respondents have been shaded due to small sample size.



2023-2078 – Town of Tecumseh – STAT SHEET

			Ward					Gender		Age			
			Tecumseh 2023-03	Ward 1	Ward 2	Ward 3	Ward 4	Ward 5	Male	Female	18 to 34	35 to 54	55 plus
Question – [IF CONTACTED] Thinking about all the times you have contacted the Town about a particular issue, how satisfied are you that your concern or concerns were dealt with effectively? Overall, are you...	Total	Unwgt N	220	51	53	47	41	28	84	136	28	70	122
		Wgt N	222	59	67	47	25	25	92	130	52	63	107
	Very satisfied	%	36.2	34.3	35.6	41.0	43.2		38.1	34.9		44.6	43.0
	Somewhat satisfied	%	27.4	40.5	18.6	17.7	27.6		22.2	31.0		31.1	26.2
	Somewhat dissatisfied	%	20.2	13.9	36.6	12.3	11.7		25.1	16.8		13.7	15.7
	Very dissatisfied	%	13.3	7.4	5.9	24.9	17.4		12.2	14.1		10.6	9.2
	Unsure	%	2.9	3.7	3.3	4.1	0.0		2.4	3.2		0.0	5.9

			Ward					Gender		Age			
			Tecumseh 2023-03	Ward 1	Ward 2	Ward 3	Ward 4	Ward 5	Male	Female	18 to 34	35 to 54	55 plus
Question - Have you ever visited or not ever visited the Town of Tecumseh's website?	Total	Unwgt N	404	77	77	92	87	71	174	230	48	138	218
		Wgt N	400	93	98	94	53	62	191	209	84	120	195
	Have visited	%	62.0	57.7	74.9	56.7	58.1	59.3	59.5	64.3	72.2	81.1	45.8
	Have not visited	%	38.0	42.3	25.1	43.3	41.9	40.7	40.5	35.7	27.8	18.9	54.2

			Ward					Gender		Age			
			Tecumseh 2023-03	Ward 1	Ward 2	Ward 3	Ward 4	Ward 5	Male	Female	18 to 34	35 to 54	55 plus
Question – [IF VISITED THE TOWN'S WEBSITE] Were you able or not able to find what you were looking for?	Total	Unwgt N	240	42	58	51	48	41	103	137	35	107	98
		Wgt N	248	54	73	53	31	37	114	134	61	98	90
	Able to find	%	95.3	98.1	95.4	97.6	87.6	93.9	95.0	95.5	92.0	98.3	94.2
	Not able to find	%	4.7	1.9	4.6	2.4	12.4	6.1	5.0	4.5	8.0	1.7	5.8

			Ward					Gender		Age			
			Tecumseh 2023-03	Ward 1	Ward 2	Ward 3	Ward 4	Ward 5	Male	Female	18 to 34	35 to 54	55 plus
Question - Are you aware or not aware that you can watch Council meetings live online on the Town's website?	Total	Unwgt N	404	77	77	92	87	71	174	230	48	138	218
		Wgt N	400	93	98	94	53	62	191	209	84	120	195
	Aware	%	58.5	63.0	55.8	67.6	45.9	52.8	50.3	65.9	61.0	63.2	54.4
	Not aware	%	41.5	37.0	44.2	32.4	54.1	47.2	49.7	34.1	39.0	36.8	45.6

Nanos conducted an RDD random telephone survey of 404 residents of the Town of Tecumseh, 18 years of age or older, between February 22nd and March 19th, 2023. The margin of error for this survey is ±4.9 percentage points, 19 times out of 20. *Columns with fewer than 30 respondents have been shaded due to small sample size.



2023-2078 – Town of Tecumseh – STAT SHEET

			Ward					Gender		Age			
			Tecumseh 2023-03	Ward 1	Ward 2	Ward 3	Ward 4	Ward 5	Male	Female	18 to 34	35 to 54	55 plus
Question - What would be the best way or ways for the Town of Tecumseh to reach you with important information? [RANDOMIZE] (Select all that apply)	Total	Unwgt N	404	77	77	92	87	71	174	230	48	138	218
		Wgt N	400	93	98	94	53	62	191	209	84	120	195
	Ad in local newspaper	%	0.4	0.0	0.0	0.0	0.9	1.6	0.8	0.0	0.0	0.8	0.3
	Included with my water bill	%	3.1	4.7	5.7	0.0	1.6	2.7	5.3	1.1	0.0	1.9	5.3
	Electronic Municipal Information Signs along major roads	%	0.7	0.0	1.0	0.0	0.0	2.8	1.4	0.0	0.0	1.6	0.4
	Direct mail	%	42.3	36.9	40.1	48.8	44.7	41.6	33.8	50.0	40.3	46.0	40.8
	News media in general	%	4.5	5.3	2.3	4.0	5.6	6.6	3.9	5.1	0.9	5.7	5.3
	Town website	%	8.6	17.3	6.9	7.4	3.4	4.4	12.7	4.8	5.9	12.1	7.6
	Email	%	28.5	28.9	34.1	24.9	26.1	26.2	31.6	25.7	22.6	26.9	32.0
	Social media (Facebook, Twitter, etc.)	%	9.6	8.5	20.5	3.4	8.2	4.5	9.1	10.1	22.8	6.5	5.8
	Not interested in receiving anything	%	2.3	0.0	0.0	2.0	6.1	6.5	2.0	2.6	3.7	0.0	3.1
	Other	%	1.2	1.1	1.9	0.7	2.1	0.0	1.3	1.0	0.0	0.5	2.0
	Phone (call or text)	%	20.8	25.3	18.4	15.5	20.0	26.8	16.9	24.4	18.0	17.6	24.1
	Newsletter	%	3.6	1.2	4.9	8.0	1.6	0.0	5.6	1.7	6.0	1.7	3.7
	Radio	%	0.6	1.5	0.0	1.3	0.0	0.0	0.0	1.2	0.0	2.2	0.0
Unsure	%	0.2	0.0	0.0	0.0	1.9	0.0	0.5	0.0	0.0	0.0	0.5	

*Values are based on the percentage of positive responses to a specific response option (columns exceed 100%)

**Multifrequency tab based on multiple responses

Nanos conducted an RDD random telephone survey of 404 residents of the Town of Tecumseh, 18 years of age or older, between February 22nd and March 19th, 2023. The margin of error for this survey is ±4.9 percentage points, 19 times out of 20. *Columns with fewer than 30 respondents have been shaded due to small sample size.



2023-2078 – Town of Tecumseh – STAT SHEET

			Ward					Gender		Age			
			Tecumseh 2023-03	Ward 1	Ward 2	Ward 3	Ward 4	Ward 5	Male	Female	18 to 34	35 to 54	55 plus
Question - What would be the best way or ways for the Town of Tecumseh to reach you with important information? [RANDOMIZE] (Select all that apply)	Total	Unwgt N	506	102	101	107	108	88	212	294	56	167	283
		Wgt N	505	122	133	109	65	77	239	267	101	149	256
	Ad in local newspaper	%	0.3	0.0	0.0	0.0	0.8	1.3	0.6	0.0	0.0	0.7	0.2
	Included with my water bill	%	2.5	3.6	4.2	0.0	1.3	2.2	4.3	0.9	0.0	1.5	4.0
	Electronic Municipal Information Signs along major roads	%	0.5	0.0	0.7	0.0	0.0	2.3	1.1	0.0	0.0	1.3	0.3
	Direct mail	%	33.4	28.2	29.5	42.0	36.6	33.6	27.1	39.2	33.6	37.3	31.2
	News media in general	%	3.6	4.1	1.7	3.5	4.6	5.3	3.1	4.0	0.7	4.6	4.1
	Town website	%	6.8	13.3	5.1	6.3	2.8	3.6	10.2	3.8	4.9	9.8	5.8
	Email	%	22.5	22.2	25.1	21.5	21.3	21.2	25.3	20.1	18.8	21.8	24.4
	Social media (Facebook, Twitter, etc.)	%	7.6	6.5	15.1	2.9	6.7	3.6	7.3	7.9	19.0	5.3	4.4
	Not interested in receiving anything	%	1.8	0.0	0.0	1.7	5.0	5.2	1.6	2.0	3.0	0.0	2.4
	Other	%	0.9	0.8	1.4	0.6	1.7	0.0	1.1	0.8	0.0	0.4	1.6
	Phone (call or text)	%	16.5	19.3	13.5	13.4	16.4	21.6	13.5	19.1	15.0	14.2	18.4
	Newsletter	%	2.8	0.9	3.6	6.9	1.3	0.0	4.5	1.4	5.0	1.4	2.8
	Radio	%	0.5	1.1	0.0	1.1	0.0	0.0	0.0	1.0	0.0	1.7	0.0
	Unsure	%	0.2	0.0	0.0	0.0	1.5	0.0	0.4	0.0	0.0	0.0	0.4

*Values are based on the proportion an activity represents of all response options (columns add up to 100%).

**Multifrequency tab based on multiple responses

			Ward					Gender		Age			
			Tecumseh 2023-03	Ward 1	Ward 2	Ward 3	Ward 4	Ward 5	Male	Female	18 to 34	35 to 54	55 plus
Question - Overall, would you say the Town of Tecumseh does a very good, good, average, poor or very poor job of informing citizens about important issues?	Total	Unwgt N	404	77	77	92	87	71	174	230	48	138	218
		Wgt N	400	93	98	94	53	62	191	209	84	120	195
	Very good	%	21.0	20.1	23.7	22.3	20.5	16.7	23.0	19.2	5.5	26.4	24.4
	Good	%	48.4	47.2	53.9	39.1	60.7	45.0	49.0	47.7	51.4	53.4	44.0
	Average	%	19.6	25.6	11.6	24.6	14.2	20.5	20.1	19.2	28.8	12.2	20.3
	Poor	%	6.8	6.0	3.3	10.6	1.1	12.6	5.0	8.4	10.4	4.8	6.4
	Very poor	%	1.0	0.0	1.7	0.7	2.0	1.2	1.0	1.1	2.0	0.5	0.9
	Unsure	%	3.1	1.1	5.7	2.7	1.6	4.1	1.9	4.3	1.9	2.7	4.0

Nanos conducted an RDD random telephone survey of 404 residents of the Town of Tecumseh, 18 years of age or older, between February 22nd and March 19th, 2023. The margin of error for this survey is ±4.9 percentage points, 19 times out of 20. *Columns with fewer than 30 respondents have been shaded due to small sample size.