

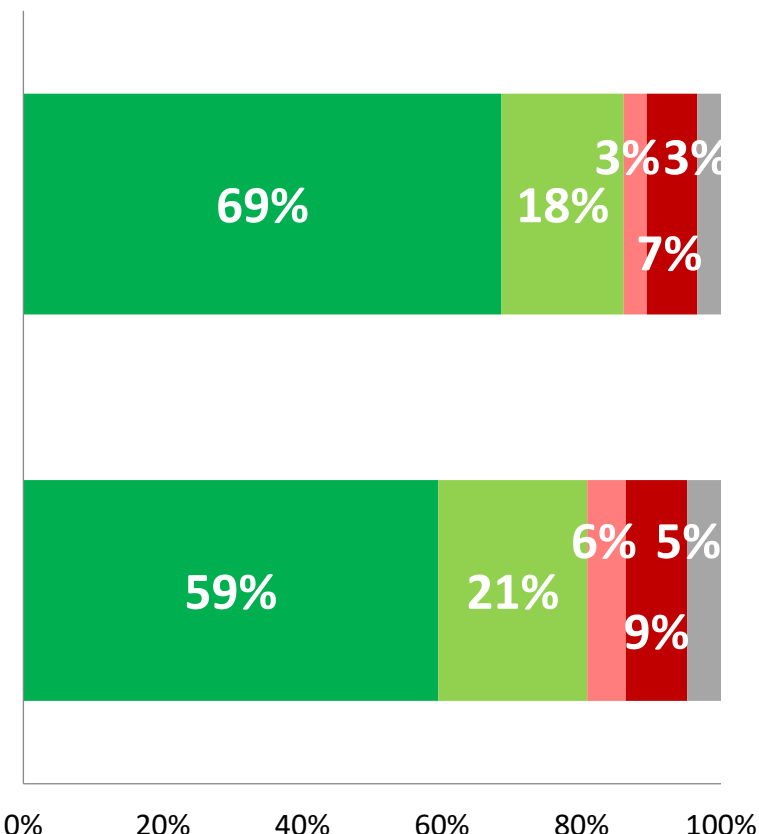
A majority of Canadians are in agreement that those diagnosed with a serious incurable disease should be allowed to express an advance wish for MAID.

Agreement with statements on medical assistance in dying (MAID)

Over eight in ten Canadians agree or somewhat agree that Canadians who have been diagnosed with a serious incurable disease should be allowed to express an advance wish for MAID ahead of the time they are no longer able to give legal consent.

Canadians who have been diagnosed with a serious, degenerative and incurable disease being allowed to express an advance wish for medical assistance in dying ahead of the time they are no longer able to legally consent.

Canadians being able to make an official advanced request detailing the circumstances (quality of life, medical conditions, ability to communicate) when they would want to receive an assisted death, even if they can no longer give consent legally.



■ Agree
 ■ Somewhat agree
 ■ Somewhat disagree
 ■ Disagree
 ■ Unsure

*Weighted to the true population proportion.

*Charts may not add up to 100 due to rounding.

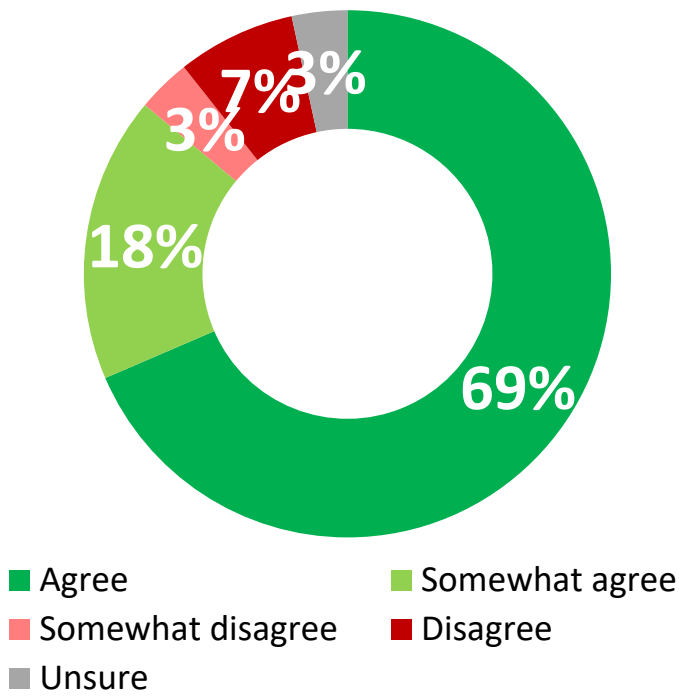
Source: Nanos Research, RDD dual frame hybrid telephone and online random survey, January 27th to 30th, 2023, n=1054, accurate 3.1 percentage points plus or minus, 19 times out of 20.

Q – Our next couple of questions have to do with medical assistance in dying (MAID) which is when a doctor or nurse practitioner helps and supports a patient who wants to voluntarily and intentionally end their life. Do you agree, somewhat agree, somewhat disagree or disagree with each of the following statements regarding medical assistance in dying (MAID)? [ROTATE 3-4]

Agreement that Canadians diagnosed with a serious incurable disease should be allow to express an advance wish for MAID

Q – Our next couple of questions have to do with medical assistance in dying (MAID) which is when a doctor or nurse practitioner helps and supports a patient who wants to voluntarily and intentionally end their life. Do you agree, somewhat agree, somewhat disagree or disagree with each of the following statements regarding medical assistance in dying (MAID)? [ROTATE 3-4]

Canadians who have been diagnosed with a serious, degenerative and incurable disease being allowed to express an advance wish for medical assistance in dying ahead of the time they are no longer able to legally consent.



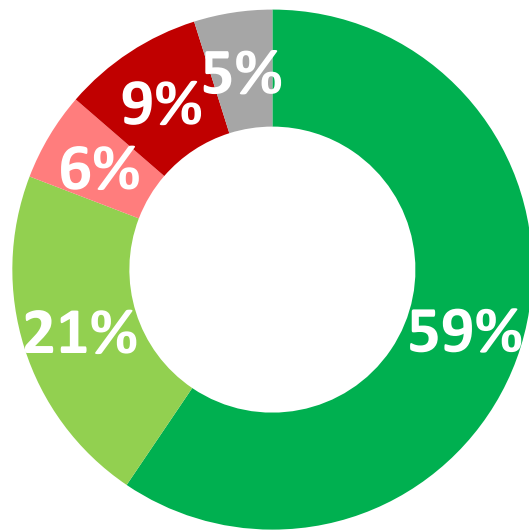
Agree/somewhat agree	Atlantic (n=110)	Quebec (n=236)	Ontario (n=353)	Prairies (n=216)	BC (n=139)
	85.2%	91.8%	82.9%	83.3%	89.3%
	Men (n=557)	Women (n=494)	18 to 34 (n=245)	35 to 54 (n=388)	55 plus (n=421)
	84.6%	87.4%	86.6%	82.1%	88.8%

*Weighted to the true population proportion.
*Charts may not add up to 100 due to rounding.

Agreement with being able to make an official advanced request for MAID

Q – Our next couple of questions have to do with medical assistance in dying (MAID) which is when a doctor or nurse practitioner helps and supports a patient who wants to voluntarily and intentionally end their life. Do you agree, somewhat agree, somewhat disagree or disagree with each of the following statements regarding medical assistance in dying (MAID)? [ROTATE 3-4]

Canadians being able to make an official advanced request detailing the circumstances (quality of life, medical conditions, ability to communicate) when they would want to receive an assisted death, even if they can no longer give consent legally.



■ Agree
■ Somewhat agree
■ Somewhat disagree
■ Disagree
■ Unsure

	Atlantic (n=110)	Quebec (n=236)	Ontario (n=353)	Prairies (n=216)	BC (n=139)
Agree/somewhat agree	84.9%	85.8%	77.7%	76.9%	84.3%
	Men (n=557)	Women (n=494)	18 to 34 (n=245)	35 to 54 (n=388)	55 plus (n=421)
	80.8%	80.7%	80.7%	78.3%	82.9%

*Weighted to the true population proportion.

*Charts may not add up to 100 due to rounding.

Source: Nanos Research, RDD dual frame hybrid telephone and online random survey, January 27th to 30th, 2023, n=1054, accurate 3.1 percentage points plus or minus, 19 times out of 20.

METHODOLOGY

Nanos conducted an RDD dual frame (land- and cell-lines) hybrid telephone and online random survey of 1,054 Canadians, 18 years of age or older, between January 27th and 30th, 2023 as part of an omnibus survey. Participants were randomly recruited by telephone using live agents and administered a survey online. The sample included both land- and cell-lines across Canada. The results were statistically checked and weighted by age and gender using the latest Census information and the sample is geographically stratified to be representative of Canada.

Individuals randomly called using random digit dialling with a maximum of five call backs.

The margin of error for this survey is ± 3.1 percentage points, 19 times out of 20.

This study was commissioned by the Globe and Mail and the research was conducted by Nanos Research.

Note: Charts may not add up to 100 due to rounding



Element	Description	Element	Description
Research sponsor	The Globe and Mail	Weighting of Data	The results were weighted by age and gender using the latest Census information (2021) and the sample is geographically stratified to ensure a distribution across all regions of Canada. See tables for full weighting disclosure
Population and Final Sample Size	1054 Randomly selected individuals.	Screening	Screening ensured potential respondents did not work in the market research industry, in the advertising industry, in the media or a political party prior to administering the survey to ensure the integrity of the data.
Source of Sample	Nanos Hybrid Panel	Excluded Demographics	Individuals younger than 18 years old; individuals without land or cell lines, and individuals without internet access could not participate.
Type of Sample	Probability	Stratification	By age and gender using the latest Census information (2021) and the sample is geographically stratified to be representative of Canada. Smaller areas such as Atlantic Canada were marginally oversampled to allow for a minimum regional sample.
Margin of Error	±3.1 percentage points, 19 times out of 20.	Estimated Response Rate	13 percent, consistent with industry norms.
Mode of Survey	RDD dual frame (land- and cell-lines) hybrid telephone and online omnibus survey	Question Order	Question order in the preceding report reflects the order in which they appeared in the original questionnaire.
Sampling Method Base	The sample included both land- and cell-lines RDD (Random Digit Dialed) across Canada.	Question Content	Topics on the omnibus ahead of the survey content included: views on political issues, views on economic issues, and views on public safety.
Demographics (Captured)	Atlantic Canada, Quebec, Ontario, Prairies, British Columbia; Men and Women; 18 years and older. Six digit postal code was used to validate geography.	Question Wording	The questions in the preceding report are written exactly as they were asked to individuals.
Fieldwork/Validation	Individuals were recruited using live interviews with live supervision to validate work, the research questions were administered online	Research/Data Collection Supplier	Nanos Research
Number of Calls	Maximum of five call backs to those recruited.	Contact	Contact Nanos Research for more information or with any concerns or questions. http://www.nanos.co Telephone: (613) 234-4666 ext. 237 Email: info@nanosresearch.com .
Time of Calls	Individuals recruited were called between 12-5:30 pm and 6:30-9:30pm local time for the respondent.		
Field Dates	January 27 th to 30 th , 2023.		
Language of Survey	The survey was conducted in both English and French.		
Standards	Nanos Research is a member of the Canadian Research Insights Council (CRIC) and confirms that this research fully complies with all CRIC Standards including the CRIC Public Opinion Research Standards and Disclosure Requirements. https://canadianresearchinsightscouncil.ca/standards/		



nanos dimap analytika



NANOS RUTHERFORD McKAY & Co.

As one of North America's premier market and public opinion research firms, we put strategic intelligence into the hands of decision makers. The majority of our work is for private sector and public facing organizations and ranges from market studies, managing reputation through to leveraging data intelligence. Nanos Research offers a vertically integrated full service quantitative and qualitative research practice to attain the highest standards and the greatest control over the research process. www.nanos.co

This international joint venture between [dimap](http://www.dimap.com) and [Nanos](http://www.nanos.co) brings together top research and data experts from North American and Europe to deliver exceptional data intelligence to clients. The team offers data intelligence services ranging from demographic and sentiment microtargeting; consumer sentiment identification and decision conversion; and, data analytics and profiling for consumer persuasion. www.nanosdimap.com

NRM is an affiliate of Nanos Research and Rutherford McKay Associates. Our service offerings are based on decades of professional experience and extensive research and include public acceptance and engagement, communications audits, and narrative development. www.nrmpublicaffairs.com

ABOUT NANOS

Any questions?



Nanos Research

(613) 234-4666, ext. 237

ea@nanosresearch.com

For more information on the firm, please visit www.nanos.co



Nanos services

- ✓ As premier market and public opinion research firms, we conduct research around the world for a variety of clients.
- ✓ Nanos offers a full suite of services ranging from bespoke research engagements to strategic assessments and mission planning. Our firm applies the latest machine learning algorithms to deliver exceptionally rigorous and insightful intelligence to clients.
- ✓ At Nanos, we believe that small steps can lead to large insights. We'll sit down with you to learn about your challenges and work on them together.
- ✓ For more information about how we can help, please visit us at:
www.nanos.co

Nanos Research offers a vertically integrated full service quantitative and qualitative research practice to exceed the highest standards.

Since

1987

top executives have turned to Nanos for world-class data and strategic insight.



TABULATIONS



2023-2301 – Globe and Mail/Nanos Survey – January Omni – STAT SHEET - MAID

Our next couple of questions have to do with medical assistance in dying (MAID) which is when a doctor or nurse practitioner helps and supports a patient who wants to voluntarily and intentionally end their life.

Do you agree, somewhat agree, somewhat disagree or disagree with each of the following statements regarding medical assistance in dying (MAID)? [ROTATE]

			Region						Gender			Age		
			Canada 2023-01	Atlantic	Quebec	Ontario	Prairies	British Columbia	Male	Female	Other	18 to 34	35 to 54	55 plus
Question – Canadians who have been diagnosed with a serious, degenerative and incurable disease being allowed to express an advance wish for medical assistance in dying ahead of the time they are no longer able to legally consent	Total	Unwgt N	1054	110	236	353	216	139	557	494	3	245	388	421
		Wgt N	1003	68	231	390	175	139	490	510	3	268	324	411
	Agree	%	68.5	66.0	77.1	63.4	68.5	70.0	67.5	69.3		71.2	65.4	69.3
	Somewhat agree	%	17.5	19.2	14.6	19.5	14.9	19.3	17.1	18.1		15.4	16.8	19.5
	Somewhat disagree	%	3.3	5.0	1.4	4.8	2.2	2.6	3.5	3.1		2.8	2.8	4.0
	Disagree	%	7.3	7.1	3.9	8.3	10.5	5.9	9.1	5.5		7.5	9.7	5.2
	Unsure	%	3.4	2.7	2.9	4.0	3.9	2.2	2.8	3.9		3.1	5.4	2.0

Do you agree, somewhat agree, somewhat disagree or disagree with each of the following statements regarding medical assistance in dying (MAID)? [ROTATE]

			Region						Gender			Age		
			Canada 2023-01	Atlantic	Quebec	Ontario	Prairies	British Columbia	Male	Female	Other	18 to 34	35 to 54	55 plus
Question – Canadians being able to make an official advanced request detailing the circumstances (quality of life, medical conditions, ability to communicate) when they would want to receive an assisted death, even if they can no longer give consent legally	Total	Unwgt N	1054	110	236	353	216	139	557	494	3	245	388	421
		Wgt N	1003	68	231	390	175	139	490	510	3	268	324	411
	Agree	%	59.5	61.7	69.4	53.9	56.9	60.7	58.1	60.5		60.9	59.4	58.6
	Somewhat agree	%	21.4	23.2	16.4	23.8	20.0	23.6	22.7	20.2		19.9	18.9	24.3
	Somewhat disagree	%	5.5	4.2	2.2	7.4	7.7	3.5	4.9	6.2		3.1	5.1	7.5
	Disagree	%	8.8	7.0	7.2	9.8	11.1	6.4	10.2	7.5		11.0	9.8	6.5
	Unsure	%	4.9	4.0	4.8	5.0	4.2	5.8	4.1	5.6		5.1	6.9	3.1