

Two in three Canadians support or somewhat support the Government of Canada using the *Emergencies Act* in response to the Freedom Convoy Protest.

# Key Findings

---

1

**Two thirds of Canadians support the government using the *Emergencies Act***

Two in three Canadians say they support ([48%](#)) or somewhat support ([18%](#)) the Government of Canada using the *Emergencies Act* in response to the Freedom Convoy Protest. Older Canadians (55 and older) ([59%](#) support, [16%](#) somewhat support) are more likely to support or somewhat support compared to Younger Canadians (18 to 34) ([36%](#) support, [19%](#) somewhat support).

2

**Truckers Protestors left Canadians with the worst impression**

When asked who left them with the worst impression thinking of the inquiry into the use of the *Emergencies Act*, Canadians were twice more likely to say the Truckers Protesters in general ([46%](#)) compared to the Government of Canada ([23%](#)). About one in ten mentioned they had a bad impression of all of them ([10%](#)) and the Government of Ontario ([8%](#)).

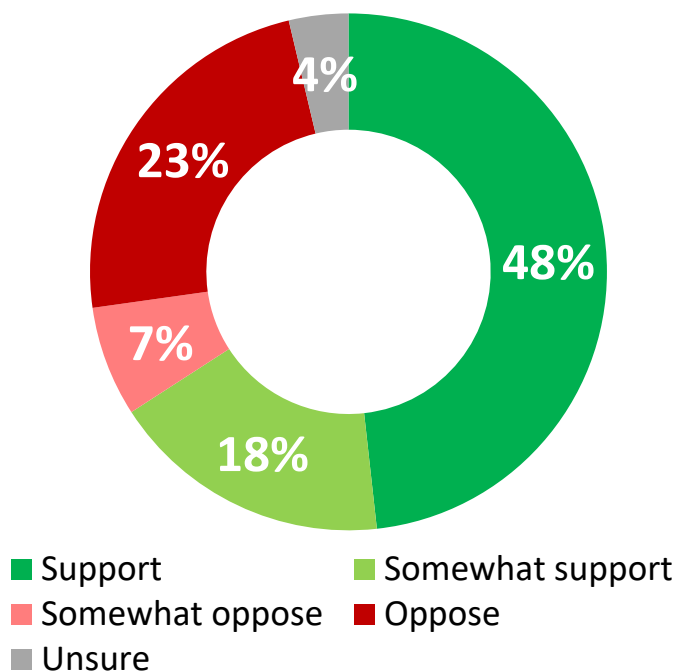
3

**The federal Government left Canadians with the best impression**

When asked who left them with the best impression thinking of the inquiry into the use of the *Emergencies Act*, Canadians were more likely to say the Government of Canada with four in ten who said so ([40%](#)), followed by one in four who were unsure ([25%](#)). About one in ten mentioned Truckers Protesters in general ([13%](#)) and the Police in general ([10%](#)).

# Support for use of *Emergencies Act* in response to Freedom Convoy

Our next few questions are about the federal inquiry into the use of the *Emergencies Act* by the Government of Canada in response to the Freedom Convoy Protest. Do you support, somewhat support, somewhat oppose or oppose the Government of Canada using the *Emergencies Act* in response to the Freedom Convoy Protest?



\*Weighted to the true population proportion.

\*Charts may not add up to 100 due to rounding.

## 2 in 3 Canadians

support or somewhat support the Government of Canada using the *Emergencies Act* in response to the Freedom Convoy Protest. Older Canadians (55 and older) are more likely to support or somewhat support it compared to younger Canadians (18 to 34).

Source: Nanos Research, RDD dual frame hybrid telephone and online random survey, November 27<sup>th</sup> to 29<sup>th</sup>, 2022, n=1,025, accurate 3.1 percentage points plus or minus, 19 times out of 20.

THE GLOBE AND MAIL

 NANOS

# Support for use of *Emergencies Act* in response to Freedom Convoy by demographics

Q – Our next few questions are about the federal inquiry into the use of the Emergencies Act by the Government of Canada in response to the Freedom Convoy Protest. Do you support, somewhat support, somewhat oppose or oppose the Government of Canada using the Emergencies Act in response to the Freedom Convoy Protest?

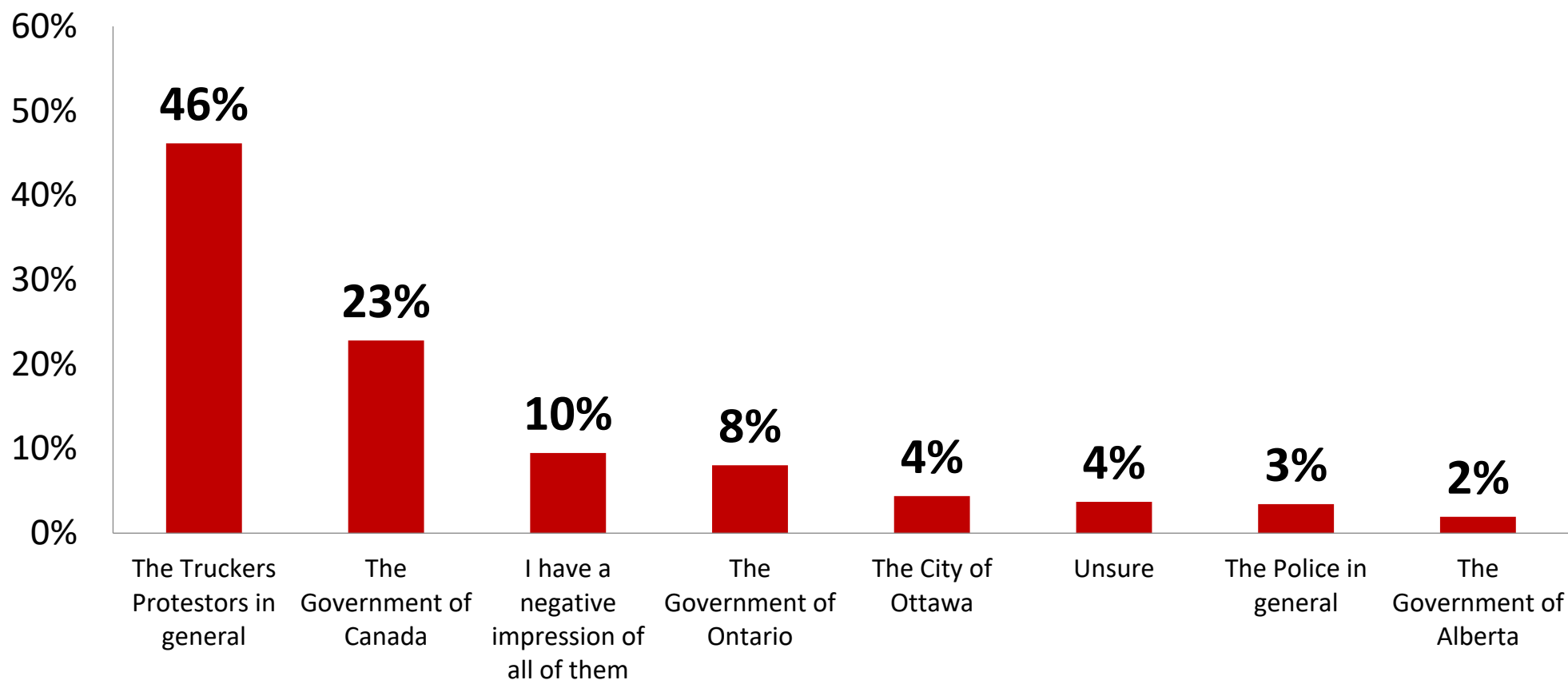
Support/ Somewhat support				
Atlantic (n=98)	Quebec (n=239)	Ontario (n=325)	Prairies (n=206)	BC (n=157)
<b>74.6%</b>	<b>73.4%</b>	<b>67.9%</b>	<b>51.8%</b>	<b>61.1%</b>
Men (n=529)	Women (n=496)	18 to 34 (n=163)	35 to 54 (n=395)	55 plus (n=467)
<b>62.3%</b>	<b>69.3%</b>	<b>55.1%</b>	<b>63.5%</b>	<b>74.7%</b>
Oppose/ Somewhat oppose				
Atlantic (n=98)	Quebec (n=239)	Ontario (n=325)	Prairies (n=206)	BC (n=157)
<b>22.2%</b>	<b>23.3%</b>	<b>27.9%</b>	<b>43.7%</b>	<b>36.5%</b>
Men (n=529)	Women (n=496)	18 to 34 (n=163)	35 to 54 (n=395)	55 plus (n=467)
<b>35.1%</b>	<b>25.9%</b>	<b>35.2%</b>	<b>34.6%</b>	<b>24.0%</b>

Source: Nanos Research, RDD dual frame hybrid telephone and online random survey, November 27<sup>th</sup> to 29<sup>th</sup>, 2022, n=1,025, accurate 3.1 percentage points plus or minus, 19 times out of 20.

## Worst impression of groups due to federal inquiry

[ROTATE Q2 AND Q3]

Q2 – Thinking of the inquiry, which of the following leaves you with the WORST impression (Select ONE) [RANDOMIZE]

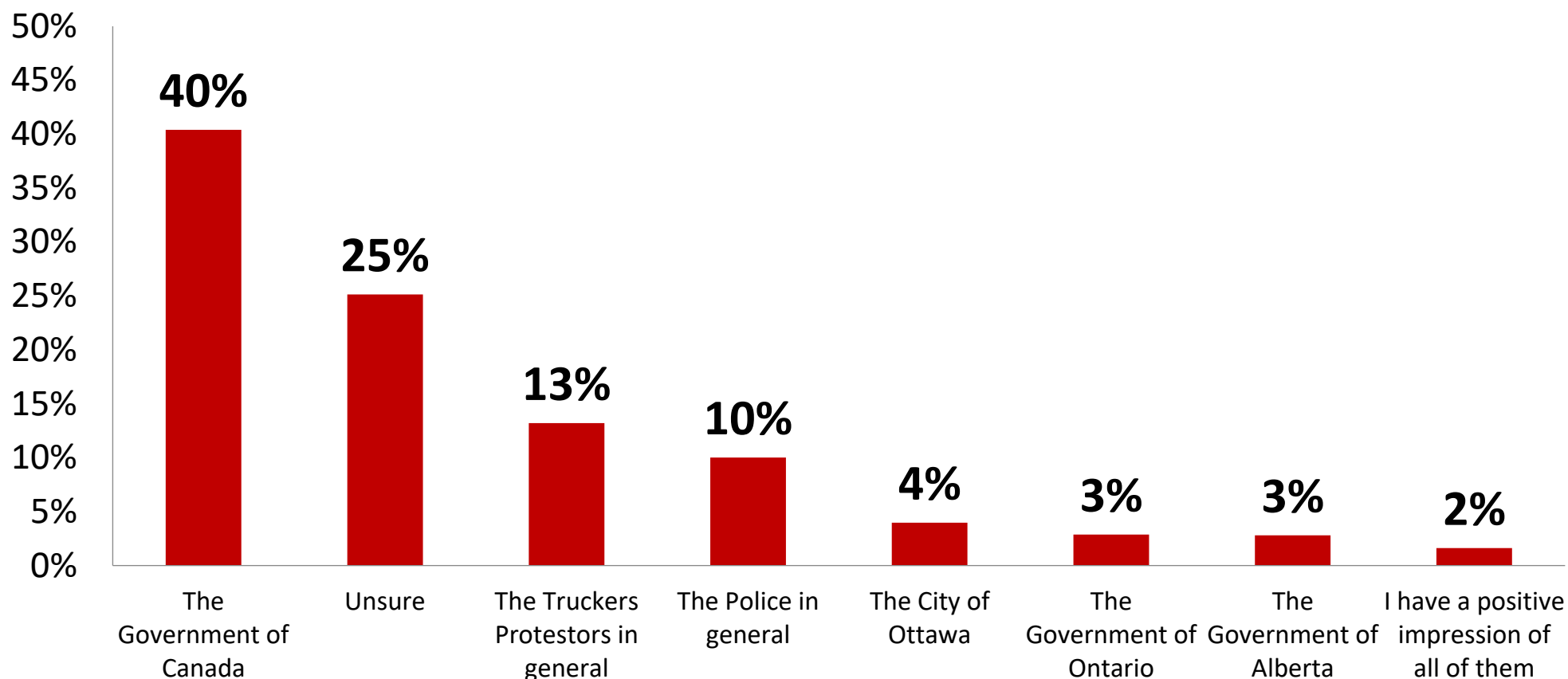


Source: Nanos Research, RDD dual frame hybrid telephone and online random survey, November 27<sup>th</sup> to 29<sup>th</sup>, 2022, n=1,025, accurate 3.1 percentage points plus or minus, 19 times out of 20.

## Best impression of groups due to federal inquiry

[ROTATE Q2 AND Q3]

Q3 – Thinking of the inquiry, which of the following leaves you with the BEST impression (Select ONE) [RANDOMIZE]



Source: Nanos Research, RDD dual frame hybrid telephone and online random survey, November 27<sup>th</sup> to 29<sup>th</sup>, 2022, n=1,025, accurate 3.1 percentage points plus or minus, 19 times out of 20.



# METHODOLOGY

Nanos conducted an RDD dual frame (land- and cell-lines) hybrid telephone and online random survey of 1,025 Canadians, 18 years of age or older, between November 27<sup>th</sup> and 29<sup>th</sup>, 2022 as part of an omnibus survey. Participants were randomly recruited by telephone using live agents and administered a survey online. The sample included both land- and cell-lines across Canada. The results were statistically checked and weighted by age and gender using the latest Census information and the sample is geographically stratified to be representative of Canada.

Individuals randomly called using random digit dialing with a maximum of five call backs.

The margin of error for this survey is  $\pm 3.1$  percentage points, 19 times out of 20.

This study was commissioned by the Globe and Mail and the research was conducted by Nanos Research.

Note: Charts may not add up to 100 due to rounding



Element	Description	Element	Description
Research sponsor	The Globe and Mail	Weighting of Data	The results were weighted by age and gender using the latest Census information (2021) and the sample is geographically stratified to ensure a distribution across all regions of Canada. See tables for full weighting disclosure
Population and Final Sample Size	1025 Randomly selected individuals.	Screening	Screening ensured potential respondents did not work in the market research industry, in the advertising industry, in the media or a political party prior to administering the survey to ensure the integrity of the data.
Source of Sample	Nanos Hybrid Panel	Excluded Demographics	Individuals younger than 18 years old; individuals without land or cell lines, and individuals without internet access could not participate.
Type of Sample	Probability	Stratification	By age and gender using the latest Census information (2021) and the sample is geographically stratified to be representative of Canada. Smaller areas such as Atlantic Canada were marginally oversampled to allow for a minimum regional sample.
Margin of Error	±3.1 percentage points, 19 times out of 20.	Estimated Response Rate	13 percent, consistent with industry norms.
Mode of Survey	RDD dual frame (land- and cell-lines) hybrid telephone and online omnibus survey	Question Order	Question order in the preceding report reflects the order in which they appeared in the original questionnaire.
Sampling Method Base	The sample included both land- and cell-lines RDD (Random Digit Dialed) across Canada.	Question Content	Topics on the omnibus ahead of the survey content included: views on political issues, views on economic issues and the holidays.
Demographics (Captured)	Atlantic Canada, Quebec, Ontario, Prairies, British Columbia; Men and Women; 18 years and older. Six digit postal code was used to validate geography.	Question Wording	The questions in the preceding report are written exactly as they were asked to individuals.
Fieldwork/Validation	Individuals were recruited using live interviews with live supervision to validate work, the research questions were administered online	Research/Data Collection Supplier	Nanos Research
Number of Calls	Maximum of five call backs to those recruited.	Contact	Contact Nanos Research for more information or with any concerns or questions. <a href="http://www.nanos.co">http://www.nanos.co</a> Telephone:(613) 234-4666 ext. 237 Email: info@nanosresearch.com.
Time of Calls	Individuals recruited were called between 12-5:30 pm and 6:30-9:30pm local time for the respondent.		
Field Dates	November 27 <sup>th</sup> to 29 <sup>th</sup> , 2022.		
Language of Survey	The survey was conducted in both English and French.		
Standards	Nanos Research is a member of the Canadian Research Insights Council (CRIC) and confirms that this research fully complies with all CRIC Standards including the CRIC Public Opinion Research Standards and Disclosure Requirements. <a href="https://canadianresearchinsightscouncil.ca/standards/">https://canadianresearchinsightscouncil.ca/standards/</a>		





nanos dimap analytika



NANOS RUTHERFORD McKAY & Co.

As one of North America's premier market and public opinion research firms, we put strategic intelligence into the hands of decision makers. The majority of our work is for private sector and public facing organizations and ranges from market studies, managing reputation through to leveraging data intelligence. Nanos Research offers a vertically integrated full service quantitative and qualitative research practice to attain the highest standards and the greatest control over the research process. [www.nanos.co](http://www.nanos.co)

This international joint venture between [dimap](http://www.dimap.com) and [Nanos](http://www.nanos.co) brings together top research and data experts from North American and Europe to deliver exceptional data intelligence to clients. The team offers data intelligence services ranging from demographic and sentiment microtargeting; consumer sentiment identification and decision conversion; and, data analytics and profiling for consumer persuasion. [www.nanosdimap.com](http://www.nanosdimap.com)

NRM is an affiliate of Nanos Research and Rutherford McKay Associates. Our service offerings are based on decades of professional experience and extensive research and include public acceptance and engagement, communications audits, and narrative development. [www.nrmpublicaffairs.com](http://www.nrmpublicaffairs.com)

ABOUT NANOS

# Any questions?

---



Nanos Research

(613) 234-4666, ext. 237

[ea@nanosresearch.com](mailto:ea@nanosresearch.com)

For more information on the firm, please visit [www.nanos.co](http://www.nanos.co)



# Nanos services

- ✓ As premier market and public opinion research firms, we conduct research around the world for a variety of clients.
- ✓ Nanos offers a full suite of services ranging from bespoke research engagements to strategic assessments and mission planning. Our firm applies the latest machine learning algorithms to deliver exceptionally rigorous and insightful intelligence to clients.
- ✓ At Nanos, we believe that small steps can lead to large insights. We'll sit down with you to learn about your challenges and work on them together.
- ✓ For more information about how we can help, please visit us at:  
[www.nanos.co](http://www.nanos.co)

Nanos Research offers a vertically integrated full service quantitative and qualitative research practice to exceed the highest standards.

Since

1987

top executives have turned to Nanos for world-class data and strategic insight.



# TABULATIONS



**2022-2269 – Globe and Mail/Nanos Survey – November OMNI - STAT SHEET**

Our next few questions are about the federal inquiry into the use of the Emergencies Act by the Government of Canada in response to the Freedom Convoy Protest.

			Region						Gender		Age		
			Canada 2022-11	Atlantic	Quebec	Ontario	Prairies	British Columbia	Male	Female	18 to 34	35 to 54	55 plus
Question – Do you support, somewhat support, somewhat oppose or oppose the Government of Canada using the	Total	Unwgt N	1025	98	239	325	206	157	529	496	163	395	467
		Wgt N	1000	67	231	388	175	139	490	510	267	322	411
	Support	%	48.2	56.5	47.1	53.2	41.0	41.5	43.2	53.1	35.7	45.3	58.6
	Somewhat support	%	17.6	18.1	26.3	14.7	10.8	19.7	19.2	16.1	19.3	18.2	16.1
	Somewhat oppose	%	6.9	4.4	5.3	7.6	8.0	7.4	6.9	6.9	11.5	7.7	3.3
	Oppose	%	23.5	17.8	18.0	20.3	35.7	29.1	28.2	19.0	23.7	26.9	20.7
	Unsure	%	3.7	3.2	3.3	4.2	4.5	2.4	2.6	4.8	9.8	1.9	1.2

[ROTATE Q2 AND Q3]

			Region						Gender		Age		
			Canada 2022-11	Atlantic	Quebec	Ontario	Prairies	British Columbia	Male	Female	18 to 34	35 to 54	55 plus
Question – Thinking of the inquiry, which of the following leaves you with the WORST impression? [RANDOMIZE]	Total	Unwgt N	1025	98	239	325	206	157	529	496	163	395	467
		Wgt N	1000	67	231	388	175	139	490	510	267	322	411
	The Government of Canada	%	22.8	18.7	17.5	19.6	34.5	27.7	26.4	19.4	24.5	25.4	19.7
	The Government of Ontario	%	8.0	2.8	9.1	12.4	3.7	1.9	8.7	7.4	7.4	8.0	8.5
	The Government of Alberta	%	1.9	1.6	1.3	1.5	4.3	1.5	2.1	1.8	4.5	0.9	1.1
	The City of Ottawa	%	4.4	3.8	5.9	5.5	2.0	2.2	5.1	3.7	3.8	4.0	5.0
	The Police in general	%	3.4	1.8	3.5	4.6	2.4	2.1	4.3	2.7	5.2	2.9	2.8
	The Truckers Protestors in general	%	46.2	55.5	46.7	43.1	43.6	52.5	41.0	51.1	35.8	47.3	52.0
	I have a negative impression of all of them	%	9.5	9.2	11.2	10.5	6.1	8.3	10.1	8.9	11.2	8.5	9.2
	Unsure	%	3.7	6.6	4.7	2.8	3.3	3.7	2.4	5.0	7.5	3.1	1.8



**2022-2269 – Globe and Mail/Nanos Survey – November OMNI - STAT SHEET**

			Region						Gender		Age		
			Canada 2022-11	Atlantic	Quebec	Ontario	Prairies	British Columbia	Male	Female	18 to 34	35 to 54	55 plus
Question – Thinking of the inquiry, which of the following leaves you with the BEST impression? [RANDOMIZE]	Total	Unwgt N	1025	98	239	325	206	157	529	496	163	395	467
		Wgt N	1000	67	231	388	175	139	490	510	267	322	411
	The Government of Canada	%	40.4	45.8	40.0	44.3	33.9	35.7	40.8	40.0	30.0	38.9	48.3
	The Government of Ontario	%	2.9	0.0	0.0	6.4	1.8	0.5	3.7	2.0	2.4	3.8	2.4
	The Government of Alberta	%	2.8	3.0	1.8	1.8	5.4	3.9	3.0	2.6	4.1	2.8	1.9
	The City of Ottawa	%	4.0	7.1	4.0	3.5	2.9	5.0	4.5	3.4	4.9	4.7	2.8
	The Police in general	%	10.0	9.4	8.7	8.6	13.5	12.1	8.2	11.8	10.5	10.4	9.4
	The Truckers Protestors in general	%	13.2	9.9	10.4	10.9	18.2	19.6	15.6	10.9	15.2	12.8	12.2
	I have a positive impression of all of them	%	1.6	1.2	3.5	0.8	1.8	0.8	2.0	1.3	1.3	1.2	2.1
	Unsure	%	25.1	23.8	31.5	23.7	22.5	22.3	22.2	28.0	31.5	25.4	20.8