



Nearly nine in ten Canadians support the federal government committing the necessary resources to implement the Diabetes Framework.

Table of Contents

1. Summary	<u>3</u>
2. Key Findings	<u>4</u>
3. Views on Diabetes	<u>7</u>
4. Living with Diabetes	<u>12</u>
5. The Diabetes Framework	<u>20</u>
6. Diabetes Canada	<u>30</u>
7. Methodology	<u>40</u>
8. Tabulations	<u>45</u>

The research gauged opinions among 1043 Canadians on their views on diabetes, living with diabetes, the Diabetes Framework and Diabetes Canada as an organization.

More precisely, the research focused on awareness of diabetes challenges and complications, whether or not there are enough supports for people living with diabetes, their proximity to diabetes and challenges that come with living with diabetes. Additionally, questions were asked on awareness and support for the Diabetes Framework, and usage of resources from Diabetes Canada.

Nanos conducted an RDD dual frame (land- and cell-lines) hybrid telephone and online random survey of 1,043 Canadians, 18 years of age or older, between October 28th and November 1st, 2022.

The research was commissioned by Diabetes Canada and was conducted by Nanos Research.

Key Findings



There is strong support for committing the necessary resources to implement the Diabetes Framework and for an oversight body

Most Canadians support or somewhat support both the federal government committing the necessary resources to implement the Framework ([60% support, 27% somewhat support](#)) and the creation of an independent oversight body ([56% support, 29% somewhat support](#)). Support is strong across all demographics.



Support is also strong for provincial governments committing resources to implement provincial framework

Over nine in ten Canadians support ([65%](#)) or somewhat support ([26%](#)) their provincial or territorial government committing the necessary resources in a provincial or territorial framework or strategy to improve screening for, and treatment of, all types of diabetes. Intensity of support is higher among residents of the Atlantic region ([78% outright support](#)) and lower in Quebec ([55% outright support](#)).



Canadians most likely to say there isn't enough access to medicines and supplies for those living with diabetes

Over four in ten Canadians ([44%](#)) say there isn't enough access to medicines, devices, and supplies to help those with diabetes live healthy and productive lives, while three in ten say there is the right amount. Twenty-six per cent are unsure. Residents from the Atlantic region ([64%](#)) and those who have diabetes ([58%](#)) or are a caregiver to someone who has diabetes ([61%](#)) are more likely to say there isn't enough.



Views on having similar supports for people managing diabetes across Canada are strong and stable

Most Canadians say it's important ([69%](#)) or somewhat important ([26%](#)) to have similar supports for people managing diabetes across Canada. This is consistent with the previous wave of research ([52% important, 33% somewhat important](#)).

Key Findings



Most Canadians are aware of many diabetes complications; have lower awareness of mental health issues

Awareness of complications of Diabetes is high among Canadians, particularly for leg or foot amputations (89%) and eye damage (75%) but is lower for kidney disease and high blood pressure (62% each) and awareness of mental health issues as a complication of diabetes is lowest (33%). Those who report being caregivers for someone living with diabetes are more likely to report being aware of mental health as a complication (49%).



Over four in ten caregivers to someone living with diabetes face difficulty paying for health-care expenses

Forty-one per cent of Canadian caregivers to someone living with diabetes say it is difficult (nine per cent) or somewhat difficult (33%) to pay their health-care expenses related to diabetes. Three in ten of Canadians who have diabetes say the same (nine per cent difficult, 24% somewhat difficult).



Nearly one in ten Canadians who live with diabetes say they have faced discrimination

Just under one in ten Canadians who report living with diabetes say they have faced discrimination (nine per cent), while just over nine in ten (91%) say they haven't experienced this.



Research on treatment and causes of Diabetes is important to most Canadians

A strong majority of Canadians say conducting more research for the treatment of diabetes is important (88% rate it as important; score of 7-10 out of 10)(mean of 8.5), as is research into the causes of diabetes (80% rate it as important; mean of 8.2). Just under eight in ten say conducting annual reporting and data collection to improve health outcomes for people living with diabetes is important (mean of 8.0).

Key Findings

9

Seven in ten Canadians report having heard of Diabetes Canada

Most Canadians ([71%](#)) say they have heard of Diabetes Canada. Awareness is higher in the Prairies ([83%](#)) and Ontario ([83%](#)) and lower in Quebec ([37%](#)). Younger Canadians are more likely to have heard of it ([76%](#)) than older Canadians ([66%](#)). Over eight in ten Canadians who are a caregiver to someone with Diabetes have heard of Diabetes Canada ([84%](#)).

10

Close to one third of Canadians who have diabetes or are a caregiver to someone with diabetes report having used Diabetes Canada resources

Just under three in ten ([29%](#)) of those who have diabetes, or who are a caregiver to someone with diabetes ([14% of all Canadians aware of Diabetes Canada](#)) say they have used Diabetes Canada Services or information. Those who have used their resources most frequently say they visited the website/media ([46%](#)), they looked for nutritional and diet guide resources ([15%](#)). Those who did use the services/information gave a mean satisfaction [score of 7.7 out of 10](#).

11

Canadians most frequently rank advocacy and funding for research as the top priority for Diabetes Canada

Asked to rank potential priorities for Diabetes Canada in order of important, Canadians rank most frequently advocating for improved access to diabetes medicines, devices and services ([31%](#)) and funding for diabetes research ([26%](#)) first. About one in five ([20%](#)) rank providing information and support for people impacted by diabetes first.

12

Nearly all Canadians say providing people with diabetes care based on scientific evidence is important

Over nine in ten Canadians say providing people with diabetes the best diabetes care based on scientific evidence during their visit with their healthcare provider is important ([85%](#)) or somewhat important ([12%](#)) to them. The same is true for healthcare providers having access to the most recent, best practice tools and guidelines through point-of-care technology and electronic medical records ([81% important, 16% somewhat important](#)).

Views on diabetes

“

Awareness of complications of Diabetes is high among Canadians particularly for leg or foot amputations (89%) and eye damage (75%) but is lower for awareness of mental health issues as a complication of diabetes (33%).

”

Biggest challenges for people with diabetes

Q – What would you say are the biggest challenges for people living with diabetes? [OPEN]

TOP RESPONSES

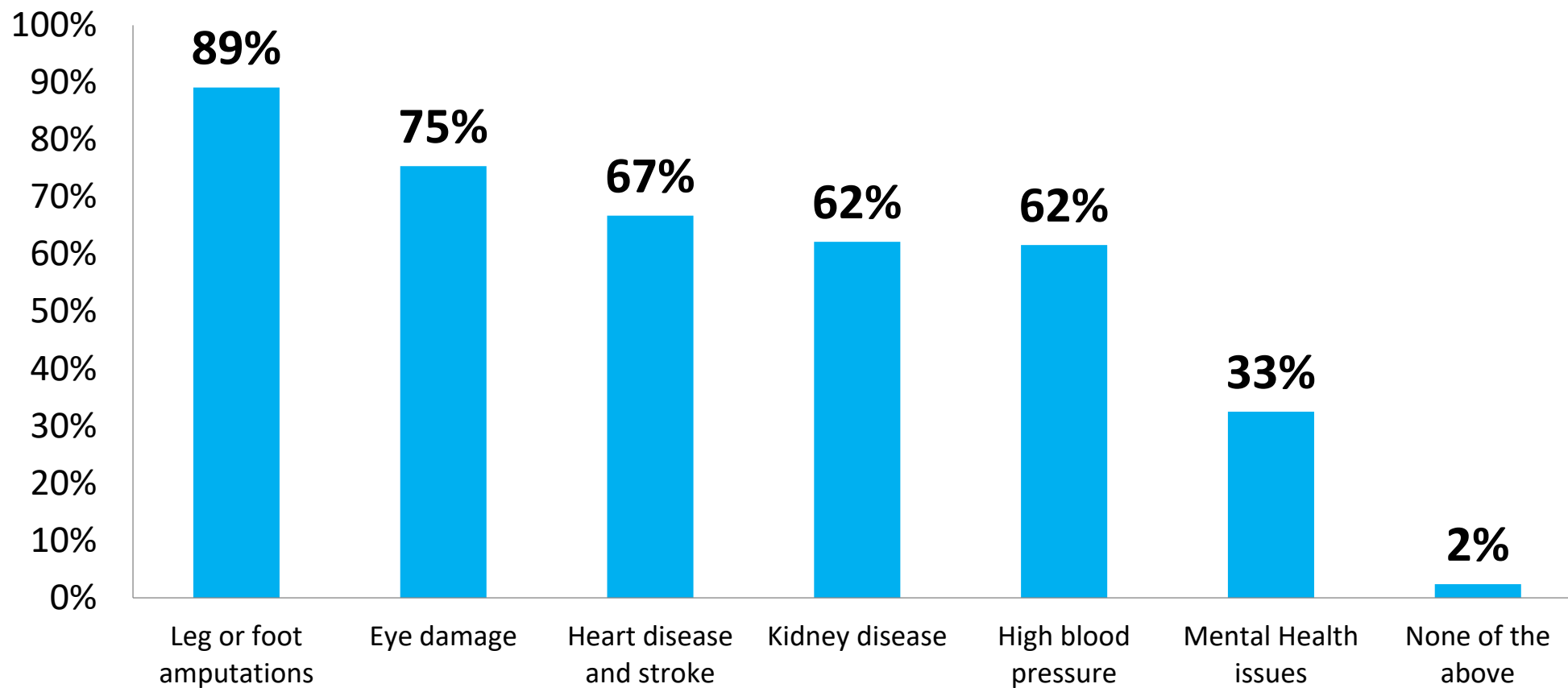
	November 2022 (n=949)	March 2022 (n=850)
Diet and exercise to control/maintain health	38.7%	44.4%
Glucose monitoring/controlling blood sugar levels	20.2%	13.5%
Cost of supplies/medicine/insulin/healthy food	16.9%	24.9%
Access to medication/health supports	11.4%	4.4%
Comorbidities/ health complications	9.2%	6.7%
Having to regularly test/take medication/seek care	5.9%	3.3%
Lack of understanding of the disease/ how to manage the disease	4.7%	4.2%
Unsure	3.1%	6.3%

*Based on multiple mentions

Source: Nanos Research, RDD dual frame hybrid telephone and online random survey, October 28th to November 1st, 2022, n=949, accurate 3.0 percentage points plus or minus, 19 times out of 20.

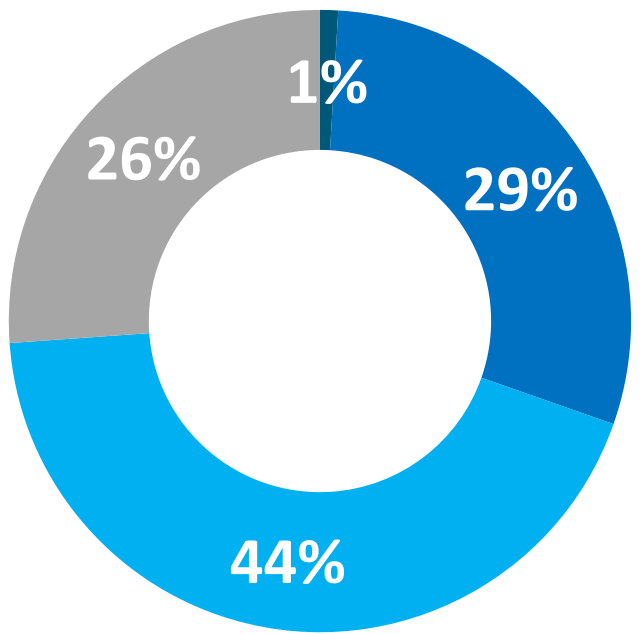
Awareness of Diabetes complications

Q - Which of the following potential complications of diabetes are you aware of? (Select as many as apply) [RANDOMIZE]



Source: Nanos Research, RDD dual frame hybrid telephone and online random survey, October 28th to November 1st, 2022, n=1039, accurate 3.0 percentage points plus or minus, 19 times out of 20.

Support for people living with diabetes



- Too much
- The right amount
- Not enough
- Unsure

Not enough

	Atlantic (n=93)	Quebec (n=231)	Ontario (n=351)	Prairies (n=206)	BC (n=160)
	63.6%	28.8%	46.0%	51.0%	42.0%
	Men (n=521)	Women (n=520)	18 to 34 (n=145)	35 to 54 (n=414)	55 plus (n=482)
	40.5%	46.4%	41.8%	43.3%	44.8%
	Does not have diabetes nor is a caregiver to someone with diabetes (n=774)		Has diabetes (n=137)	Is a caregiver to someone living with diabetes (n=130)	
	39.1%		57.6%	61.0%	

Q – Do you believe that people living with diabetes in Canada have too much, the right amount or not enough access to medicines, devices, and supplies to help them live healthy and productive lives?

Source: Nanos Research, RDD dual frame hybrid telephone and online random survey, October 28th to November 1st, 2022, n=1041, accurate 3.0 percentage points plus or minus, 19 times out of 20.

Support for people living with diabetes - Continued

Q – Do you believe that people living with diabetes in Canada have too much, the right amount or not enough access to medicines, devices, and supplies to help them live healthy and productive lives?

The right amount				
Atlantic (n=93)	Quebec (n=213)	Ontario (n=351)	Prairies (n=206)	BC (n=160)
16.3%	36.8%	31.7%	22.7%	25.6%
Men (n=521)	Women (n=520)	18 to 34 (n=145)	35 to 54 (n=414)	55 plus (n=482)
32.4%	26.6%	27.4%	31.0%	29.6%
Does not have diabetes nor is a caregiver to someone with diabetes (n=774)		Has diabetes (n=137)	Is a caregiver to someone living with diabetes (n=130)	
28.1%		35.4%	32.0%	
Unsure				
Atlantic (n=93)	Quebec (n=213)	Ontario (n=351)	Prairies (n=206)	BC (n=160)
20.1%	33.6%	20.7%	25.7%	32.4%
Men (n=521)	Women (n=520)	18 to 34 (n=145)	35 to 54 (n=414)	55 plus (n=482)
25.9%	26.4%	28.7%	24.5%	25.7%
Does not have diabetes nor is a caregiver to someone with diabetes (n=774)		Has diabetes (n=137)	Is a caregiver to someone living with diabetes (n=130)	
31.7%		7.0%	6.3%	

Source: Nanos Research, RDD dual frame hybrid telephone and online random survey, October 28th to November 1st, 2022, n=1041, accurate 3.0 percentage points plus or minus, 19 times out of 20.

A man with short dark hair and a light beard is sitting on a grey couch in a living room. He is wearing a light blue button-down shirt and dark pants. He is looking off to the side with a thoughtful expression. The background shows a white wall with a framed picture and a window with curtains. The overall lighting is soft and natural.

Living with diabetes

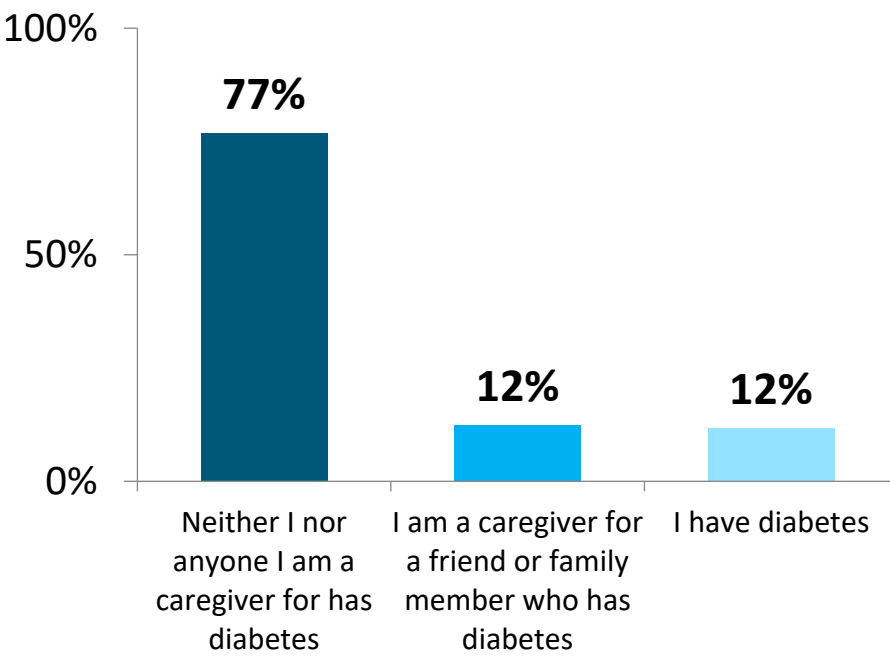
“

Over one in three Canadians who have diabetes and/or are a caregiver to someone with diabetes say paying all their health-care expenses related to diabetes is difficult or somewhat difficult. Close to one in ten Canadians who have diabetes say they have faced discrimination because of it.

”

Proximity to Diabetes

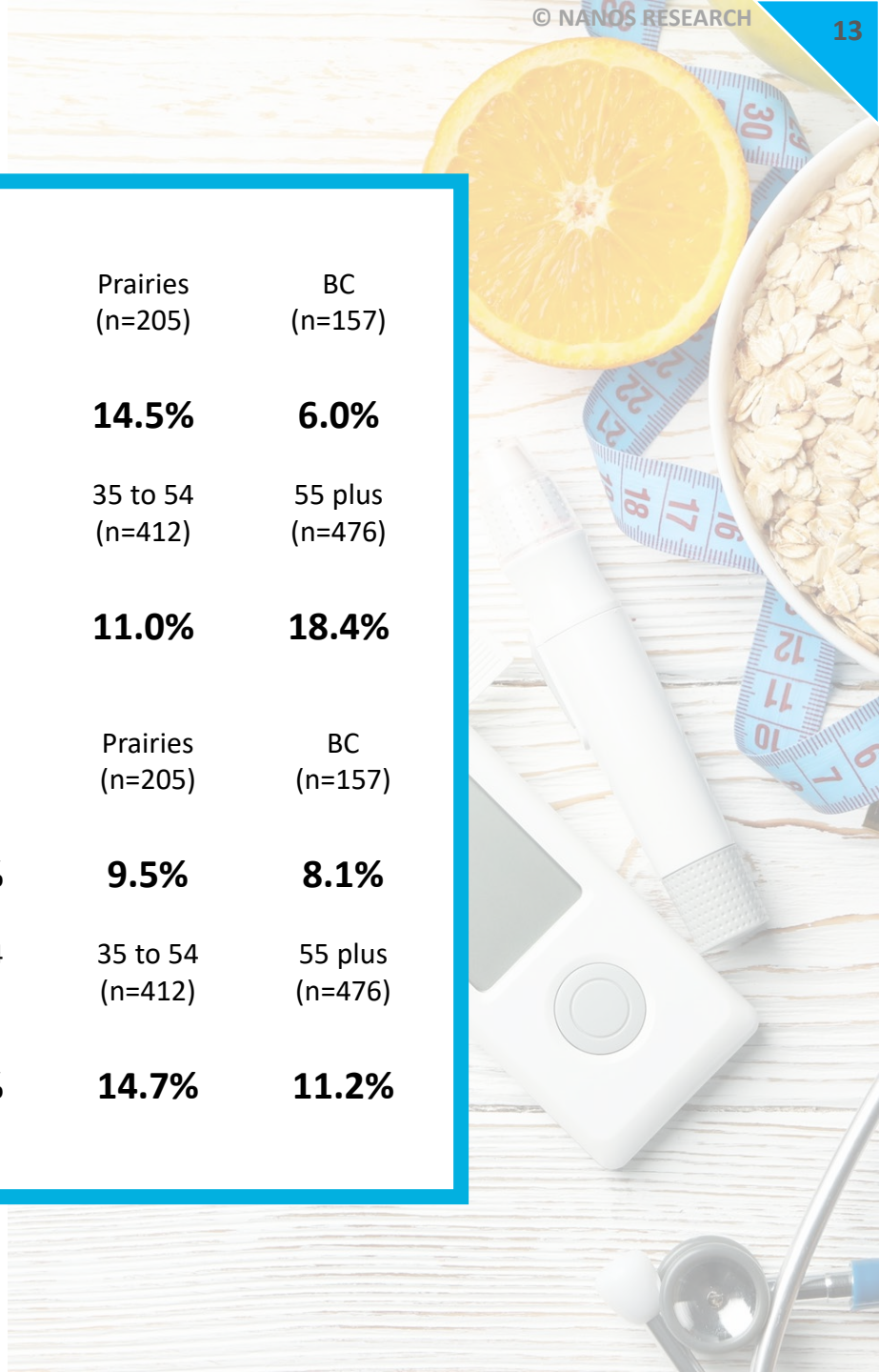
Q – Which of the following statements best describe you: [RANDOMIZE] (Select all that apply)



*Based on multiple mentions

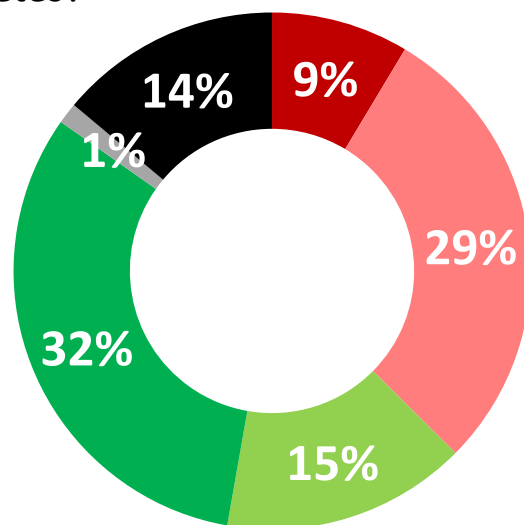
	Atlantic (n=92)	Quebec (n=231)	Ontario (n=348)	Prairies (n=205)	BC (n=157)
Has diabetes	14.0%	13.0%	11.1%	14.5%	6.0%
	Men (n=517)	Women (n=516)	18 to 34 (n=145)	35 to 54 (n=412)	55 plus (n=476)
Is a caregiver to someone with diabetes	13.1%	10.3%	2.2%	11.0%	18.4%
	Atlantic (n=92)	Quebec (n=231)	Ontario (n=348)	Prairies (n=205)	BC (n=157)
Is a caregiver to someone with diabetes	13.1%	7.3%	18.0%	9.5%	8.1%
	Men (n=517)	Women (n=516)	18 to 34 (n=145)	35 to 54 (n=412)	55 plus (n=476)
Is a caregiver to someone with diabetes	8.9%	15.7%	11.2%	14.7%	11.2%

Source: Nanos Research, RDD dual frame hybrid telephone and online random survey, October 28th to November 1st, 2022, n=1033, accurate 3.0 percentage points plus or minus, 19 times out of 20.



Difficulty paying health-related bills

Q – [IF HAS DIABETES OR IS CAREGIVER TO SOMEONE LIVING WITH DIABETES] Do you find it difficult, somewhat difficult, somewhat not difficult or not difficult to pay all your health-care expenses related to diabetes?



■ Difficult
■ Somewhat difficult
■ Somewhat not difficult
■ Not difficult
■ Unsure
■ Not applicable

Over **1 in 3** Canadians

who have diabetes and/or are a caregiver to someone with diabetes say paying all their health-care expenses related to diabetes is difficult of somewhat difficult.

Source: Nanos Research, RDD dual frame hybrid telephone and online random survey, October 28th to November 1st, 2022, n=258 Canadians who has diabetes or is a caregiver to someone with diabetes, accurate 6.1 percentage points plus or minus, 19 times out of 20.

Difficulty paying health-related bills - Continued

Q – [IF HAS DIABETES OR IS CAREGIVER TO SOMEONE LIVING WITH DIABETES] Do you find it difficult, somewhat difficult, somewhat not difficult or not difficult to pay all your health-care expenses related to diabetes?

Difficult/somewhat difficult				
Atlantic (n=27)*	Quebec (n=50)	Ontario (n=106)	Prairies (n=49)	BC (n=26)*
	26.3%	36.1%	52.5%	
Men (n=123)	Women (n=135)	18 to 34 (n=18)*	35 to 54 (n=105)	55 plus (n=135)
34.3%	40.0%		43.3%	31.6%
Does not have diabetes nor is a caregiver to someone with diabetes (n=0)*		Has diabetes (n=138)	Is a caregiver to someone living with diabetes (n=129)	
		33.1%	41.4%	
Not difficult/somewhat not difficult				
Atlantic (n=27)*	Quebec (n=50)	Ontario (n=106)	Prairies (n=49)	BC (n=26)*
	56.4%	48.9%	37.3%	
Men (n=123)	Women (n=135)	18 to 34 (n=18)*	35 to 54 (n=105)	55 plus (n=135)
51.1%	44.2%		46.5%	53.1%
Does not have diabetes nor is a caregiver to someone with diabetes (n=0)*		Has diabetes (n=138)	Is a caregiver to someone living with diabetes (n=129)	
		61.0%	35.0%	


Source: Nanos Research, RDD dual frame hybrid telephone and online random survey, October 28th to November 1st, 2022, n=258 Canadians who has diabetes or is a caregiver to someone with diabetes, accurate 6.1 percentage points plus or minus, 19 times out of 20.

Missing work due to diabetes – Person with diabetes for whom they care for

Q – [IF IS CAREGIVER TO SOMEONE LIVING WITH DIABETES] In the past six months, on how many days has the person with diabetes for whom you care had to miss work due to living with or managing diabetes?

	Days (n=130)
Mean	13.6
Median	5.0
None	38.1%
Five	1.6%
One	1.3%
Fourteen	1.3%
Two	0.7%
Fifteen	0.6%
Ninety	0.5%
Three	0.3%
Not Applicable/They don't work	55.5%

Source: Nanos Research, RDD dual frame hybrid telephone and online random survey, October 28th to November 1st, 2022, n=130 Canadians who is a caregiver to someone with diabetes, accurate 8.6 percentage points plus or minus, 19 times out of 20.



Missing work due to diabetes – Person with diabetes

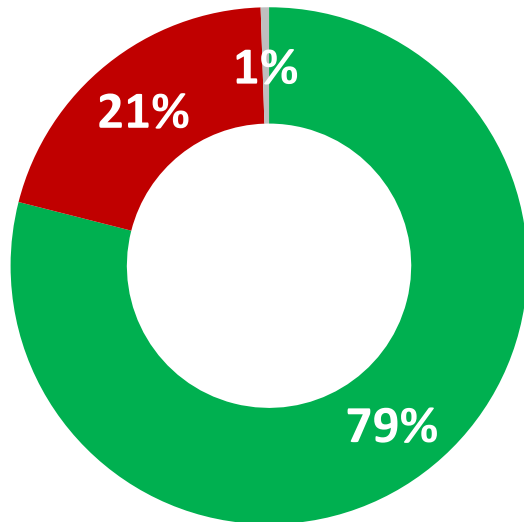
Q – [IF HAS DIABETES] In the past six months, on how many days have you had to miss work due to living with or managing diabetes?

	Days (n=137)
Mean	6.2
Median	7.0
None	48.4%
Seven	2.1%
Two	2.0%
Five	0.6%
Twenty	0.5%
Not Applicable/They don't work	46.4%

Source: Nanos Research, RDD dual frame hybrid telephone and online random survey, October 28th to November 1st, 2022, n=137 Canadians who have diabetes, accurate 8.4 percentage points plus or minus, 19 times out of 20.

Talking about diabetes to primary health-care provider

Q – [IF HAS DIABETES] Thinking about the last time you consulted your primary health care provider for any reason, did you discuss or not discuss diabetes with them?



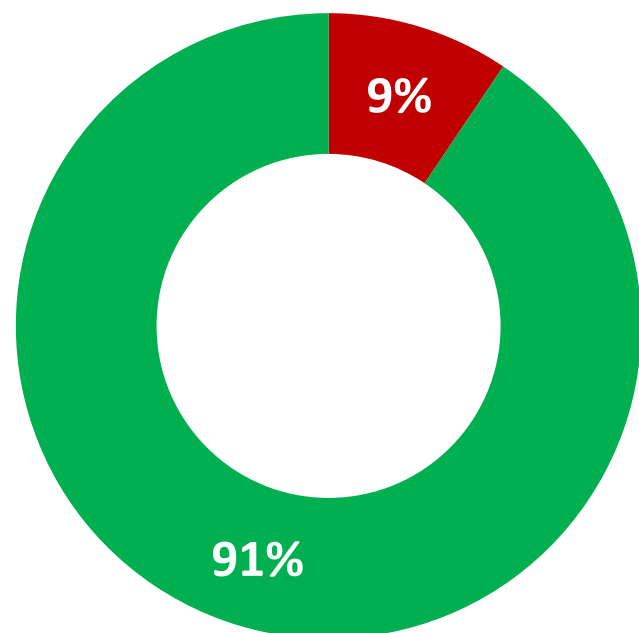
- Discussed diabetes
- Did not discuss diabetes
- Unsure

Discussed diabetes	Atlantic (n=15)	Quebec (n=33)	Ontario (n=45)	Prairies (n=31)	BC (n=13)
	Men (n=81)	80.3%	87.0%	74.0%	85.7%
Women (n=56)	77.2%				
18 to 34 (n=3)					
35 to 54 (n=48)					
55 plus (n=86)					

Source: Nanos Research, RDD dual frame hybrid telephone and online random survey, October 28th to November 1st, 2022, n=137 Canadians who have diabetes, accurate 8.4 percentage points plus or minus, 19 times out of 20.



Discrimination related to diabetes



- Yes, has experienced discrimination
- No, has not experienced discrimination

“Employer stated high health care costs and let me go. Also, when I get a driver's license, I have to pay extra for doctor's checkup specific to license.”

“[I have faced discrimination from] international health insurance providers even though my diabetes is completely managed.”

“I was pregnant and at a fast-food outlet for lunch and had to take an insulin injection; I was ridiculed and accused of being a drug addict by other patrons in the establishment. People also project their biases on me by saying that my diabetes is a result of my lifestyle.”

“Pause repas à heure fixe non respectée par mon employeur.”

“People comment on if you are doing drugs when giving/receiving insulin injections in public.”

Q – [IF HAS DIABETES] Have you ever experienced discrimination related to diabetes?
[IF YES] What kind of discrimination related to diabetes have you faced? [OPEN]

Source: Nanos Research, RDD dual frame hybrid telephone and online random survey, October 28th to November 1st, 2022, n=137 Canadians who have diabetes, accurate 8.4 percentage points plus or minus, 19 times out of 20.

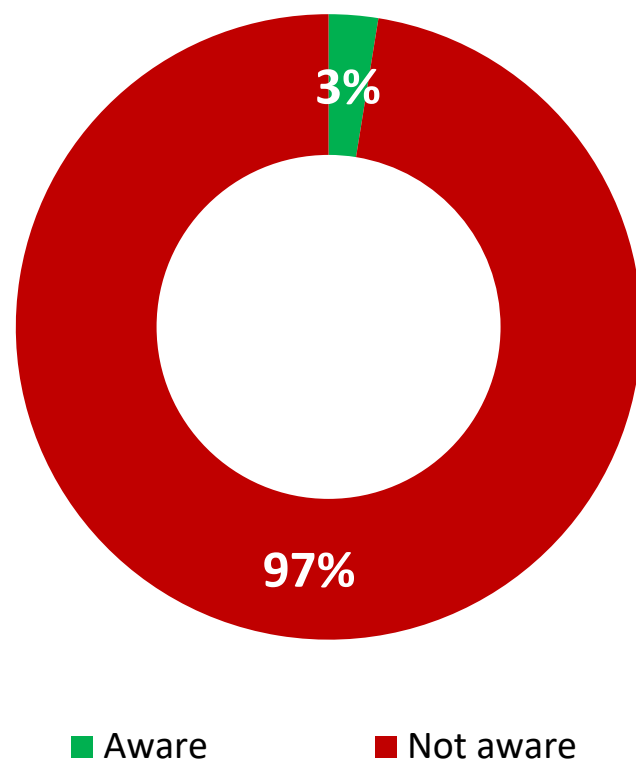
Diabetes Framework

“

Support is high among most Canadians for both the federal government committing the necessary resources to implement the Framework and the creation of an independent oversight body. Support is also high for the creation of a provincial diabetes framework.

”

Awareness of Diabetes Framework



“The federal government is considering assisting diabetics with the costs associated with dealing with their illness more than they currently are.”

“Not much other than the tabling.”

“Through the media as well as monitoring parliament activities.”

“Very little. I’ve read in news clips only.”

“Not very much, it barely was mentioned in the news.”

“Managing the prices around insulin/medication”

Q – Are you aware or not aware that on October 5th, the federal Minister of Health, Jean-Yves Duclos, tabled the Framework for Diabetes in Canada in Parliament? [IF AWARE] What have you heard about it? [OPEN]

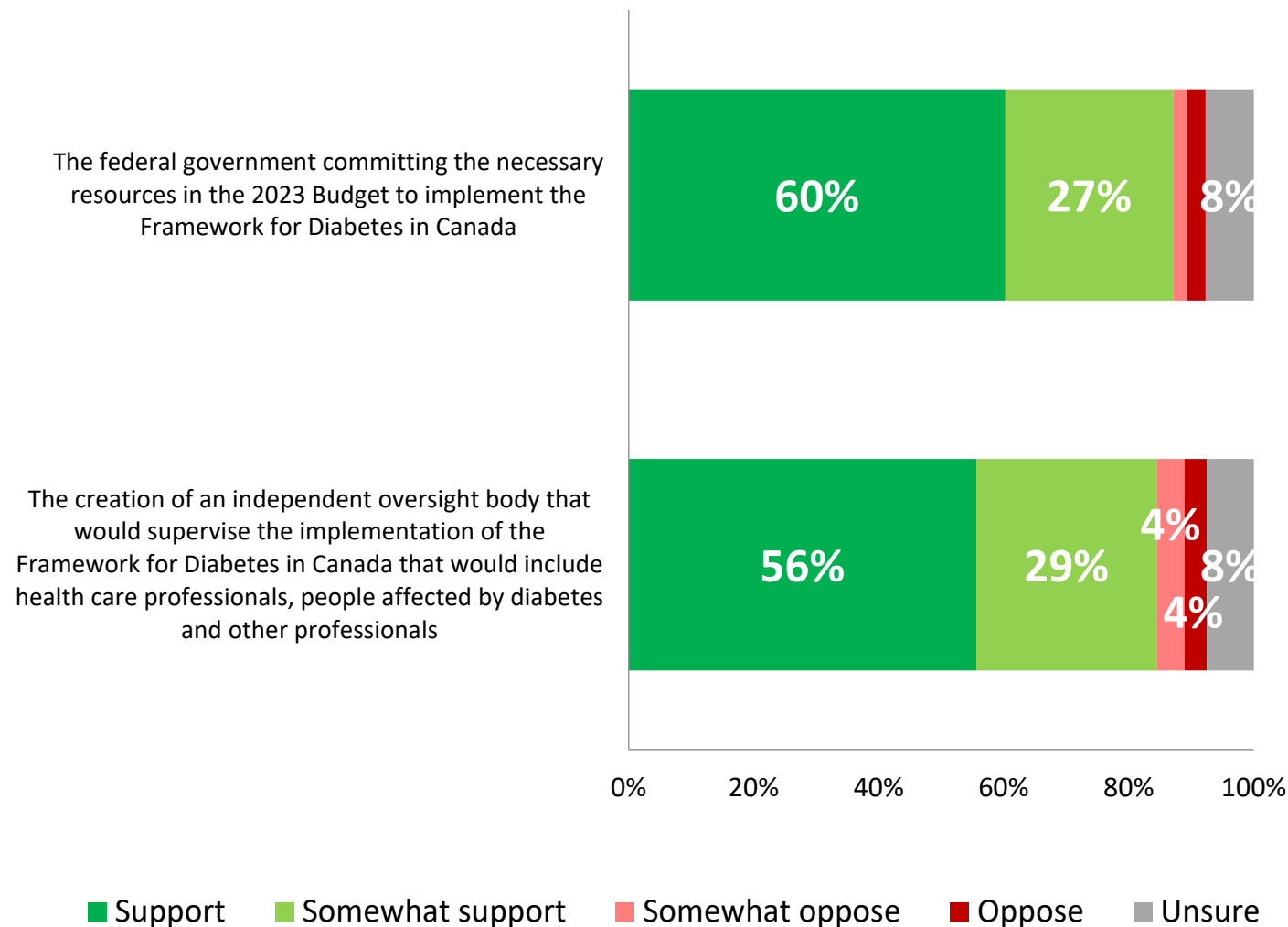
Source: Nanos Research, RDD dual frame hybrid telephone and online random survey, October 28th to November 1st, 2022, n=1035, accurate 3.0 percentage points plus or minus, 19 times out of 20.

Most Canadians support or somewhat support both the federal government committing the necessary resources to implement the Framework and the creation of an independent oversight body.

Support is high across all demographics and level of proximity to diabetes.

Q - Would you support, somewhat support, somewhat oppose or oppose the following: [ROTATE Q13-14]

Support for statements related to Diabetes Framework



Source: Nanos Research, RDD dual frame hybrid telephone and online random survey, October 28th to November 1st, 2022, n=1039, accurate 3.0 percentage points plus or minus, 19 times out of 20.

Support for the federal government committing the necessary resources to implement the Diabetes Framework

Q - Would you support, somewhat support, somewhat oppose or oppose the following: [ROTATE Q13-14]
The federal government committing the necessary resources in the 2023 Budget to implement the Framework for Diabetes in Canada

Support/Somewhat support				
Atlantic (n=93)	Quebec (n=230)	Ontario (n=351)	Prairies (n=205)	BC (n=157)
92.0%	85.3%	87.8%	86.2%	86.9%
Men (n=517)	Women (n=519)	18 to 34 (n=145)	35 to 54 (n=414)	55 plus (n=477)
87.9%	86.3%	87.3%	85.3%	88.4%
Does not have diabetes nor is a caregiver to someone with diabetes (n=769)		Has diabetes (n=137)	Is a caregiver to someone living with diabetes (n=129)	
86.7%		88.8%	88.9%	

Source: Nanos Research, RDD dual frame hybrid telephone and online random survey, October 28th to November 1st, 2022, n=1036, accurate 3.0 percentage points plus or minus, 19 times out of 20.

Support for an independent oversight body to supervise the implementation of the Diabetes Framework

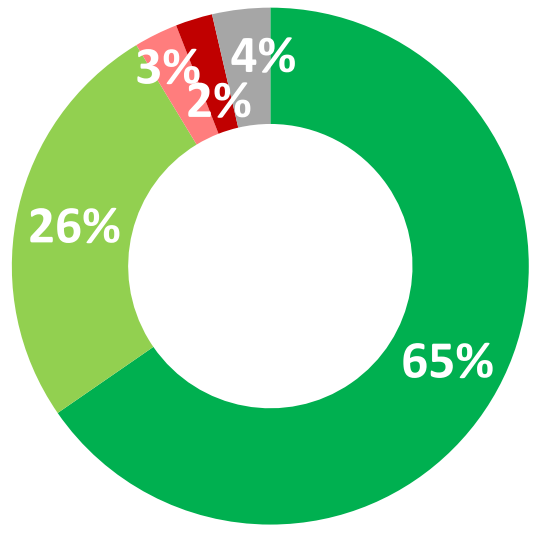
Q - Would you support, somewhat support, somewhat oppose or oppose the following: [ROTATE Q13-14]
The creation of an independent oversight body that would supervise the implementation of the Framework for Diabetes in Canada that would include health care professionals, people affected by diabetes and other professionals

Support/Somewhat support				
Atlantic (n=92)	Quebec (n=231)	Ontario (n=350)	Prairies (n=205)	BC (n=161)
91.2%	84.8%	84.6%	82.8%	82.1%
Men (n=520)	Women (n=519)	18 to 34 (n=145)	35 to 54 (n=413)	55 plus (n=481)
83.7%	85.1%	83.0%	83.7%	85.9%
Does not have diabetes nor is a caregiver to someone with diabetes (n=771)		Has diabetes (n=138)	Is a caregiver to someone living with diabetes (n=129)	
83.8%		86.7%	86.8%	

Source: Nanos Research, RDD dual frame hybrid telephone and online random survey, October 28th to November 1st, 2022, n=1039, accurate 3.0 percentage points plus or minus, 19 times out of 20.

Support for provincial Diabetes Framework

Q – Would you support, somewhat support, somewhat oppose or oppose your provincial/territorial government committing the necessary resources in a provincial/territorial framework or strategy to improve screening for, and treatment of, all types of diabetes in your province/territory?



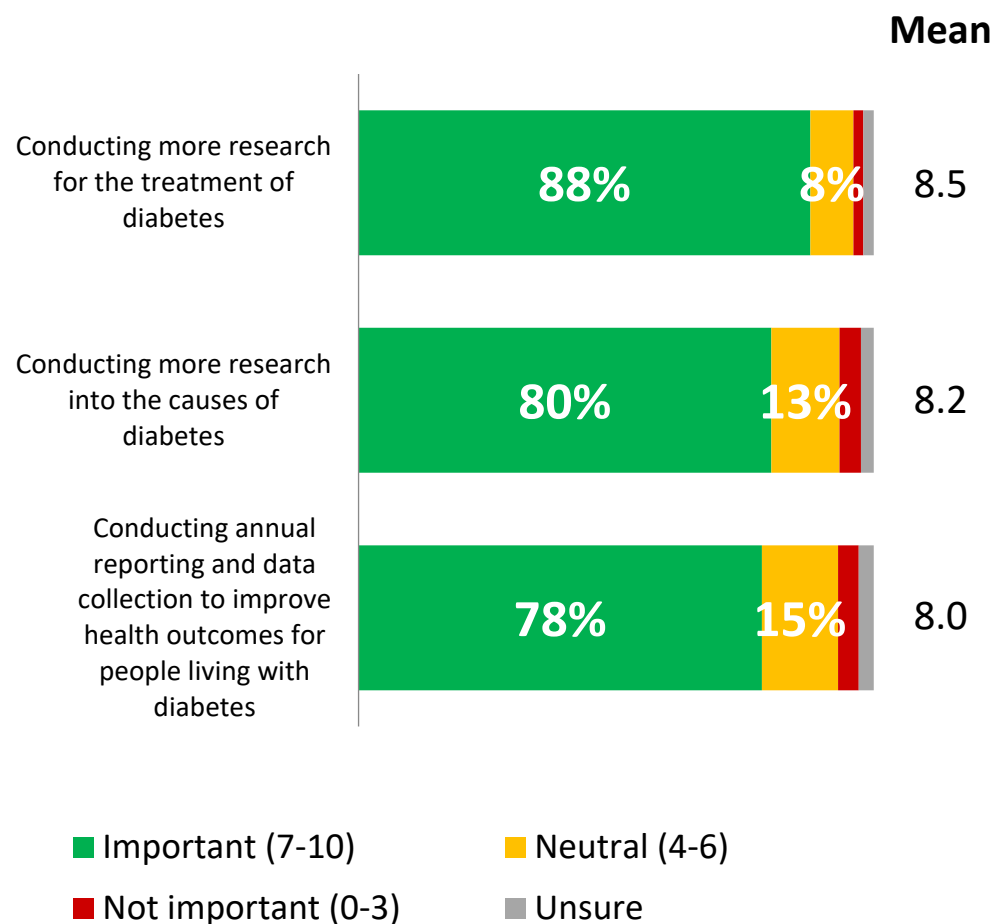
■ Support
■ Somewhat support
■ Somewhat oppose
■ Oppose
■ Unsure

Support/somewhat support

	Atlantic (n=93)	Quebec (n=230)	Ontario (n=350)	Prairies (n=206)	BC (n=161)
	93.3%	90.9%	91.0%	89.5%	94.3%
Men (n=520)		Women (n=520)	18 to 34 (n=145)	35 to 54 (n=413)	55 plus (n=482)
	91.9%	90.8%	90.7%	89.0%	93.5%
Does not have diabetes nor is a caregiver to someone with diabetes (n=771)		Has diabetes (n=138)	Is a caregiver to someone living with diabetes (n=129)		
	90.9%	96.5%	90.7%		

Source: Nanos Research, RDD dual frame hybrid telephone and online random survey, October 28th to November 1st, 2022, n=1040 Canadians, accurate 3.0 percentage points plus or minus, 19 times out of 20.

Importance of research and reporting



Over **4 in 5** Canadians

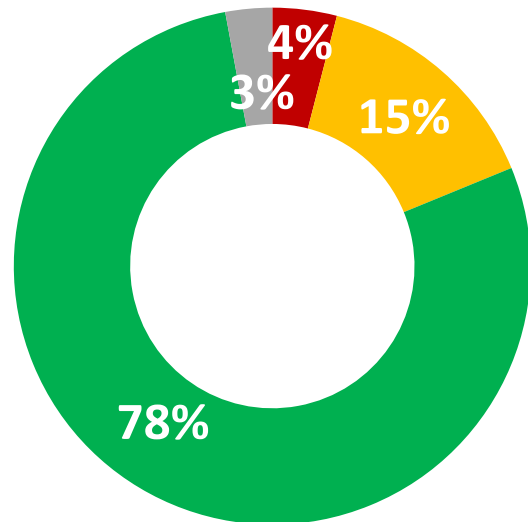
Say conducting more research for the treatment of diabetes is important. Overall, older Canadians (55 plus) reported a higher importance than younger Canadians (18-34) on conducting more research for treatment (mean of 8.8 compared to 8.2), more research on the causes (mean of 8.6 compared to 7.7) and conducting reporting and data collection (mean of 8.3 compared to 7.6).

Q – On a scale from 0 to 10 where 0 is not at all important and 10 is extremely important, how important are the following:
[RANDOMIZE]

Source: Nanos Research, RDD dual frame hybrid telephone and online random survey, October 28th to November 1st, 2022, n=1042 Canadians, accurate 3.0 percentage points plus or minus, 19 times out of 20.

Importance of reporting and data collection

Q – On a scale from 0 to 10 where 0 is not at all important and 10 is extremely important, how important are the following: [RANDOMIZE] **Conducting annual reporting and data collection to improve health outcomes for people living with diabetes**

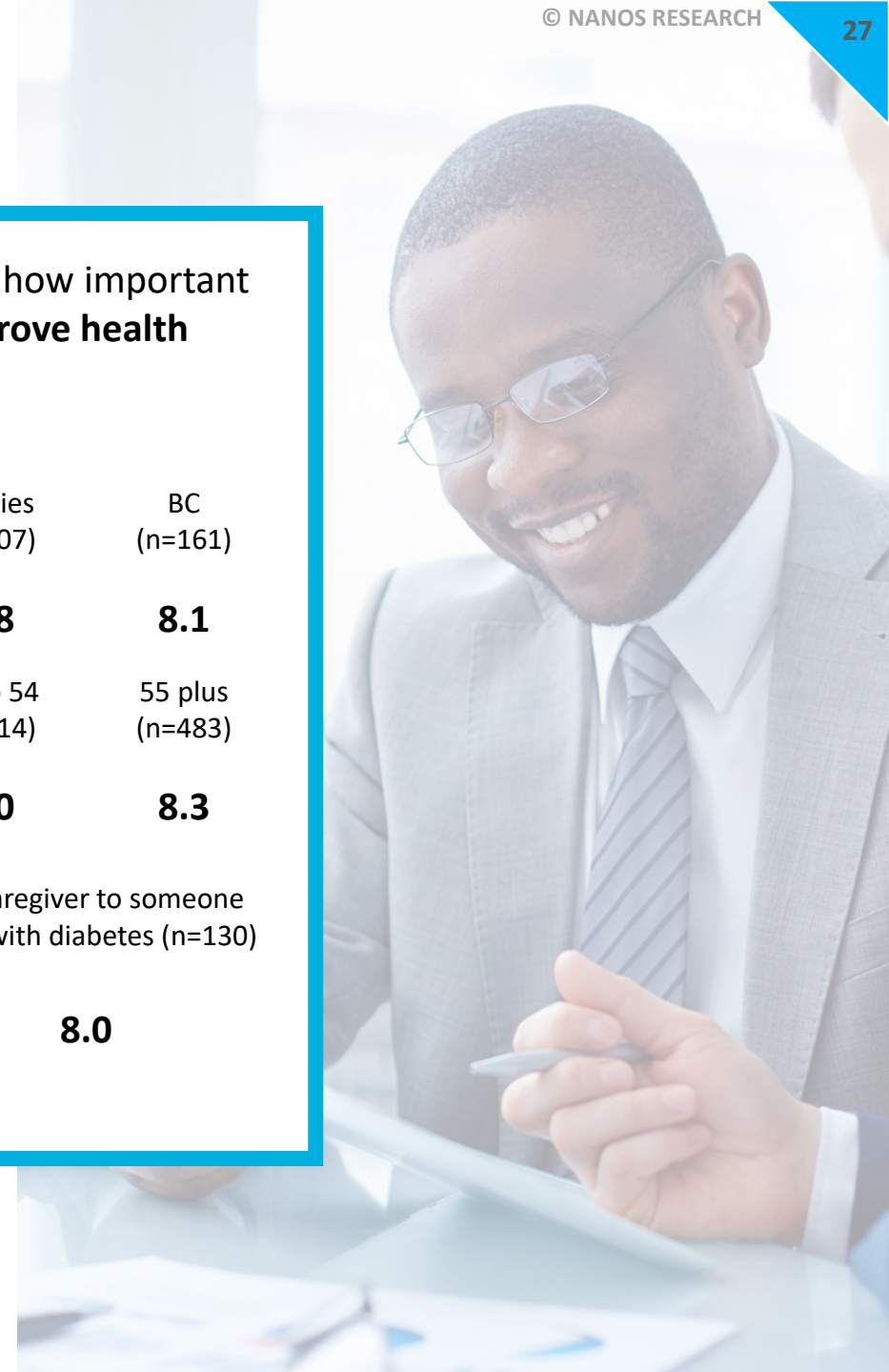


- Not important (0-3)
- Average (4-6)
- Important (7-10)

Mean score

Atlantic (n=92)	Quebec (n=231)	Ontario (n=351)	Prairies (n=207)	BC (n=161)
8.3	7.9	8.0	7.8	8.1
Men (n=521)	Women (n=521)	18 to 34 (n=145)	35 to 54 (n=414)	55 plus (n=483)
8.0	8.0	7.6	8.0	8.3
Does not have diabetes nor is a caregiver to someone with diabetes (n=772)		Has diabetes (n=138)	Is a caregiver to someone living with diabetes (n=130)	
7.9		8.4	8.0	

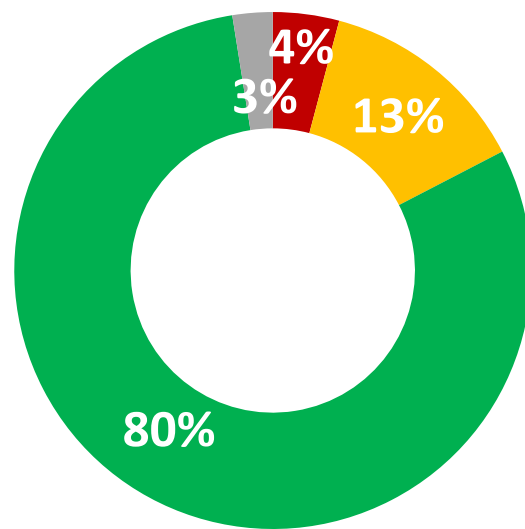
Source: Nanos Research, RDD dual frame hybrid telephone and online random survey, October 28th to November 1st, 2022, n=1042 Canadians, accurate 3.0 percentage points plus or minus, 19 times out of 20.



Importance of conducting more research into the causes of diabetes



Q – On a scale from 0 to 10 where 0 is not at all important and 10 is extremely important, how important are the following: [RANDOMIZE] **Conducting more research into the causes of diabetes**



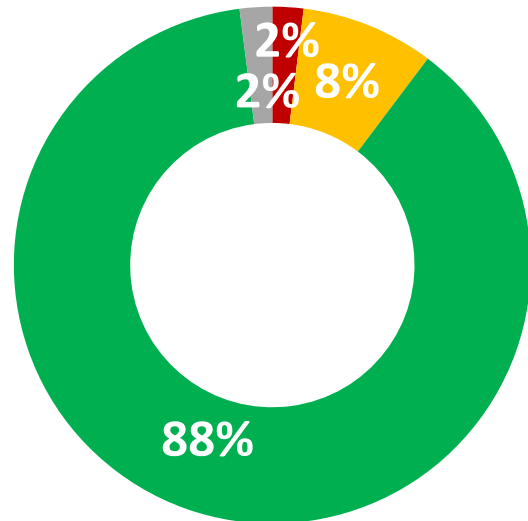
- Not important (0-3)
- Average (4-6)
- Important (7-10)

Mean score	Atlantic (n=93)	Quebec (n=231)	Ontario (n=350)	Prairies (n=207)	BC (n=161)
	8.2	8.3	8.2	8.0	7.9
	Men (n=521)	Women (n=521)	18 to 34 (n=145)	35 to 54 (n=414)	55 plus (n=483)
8.2	8.2	7.7	8.1	8.6	
	Does not have diabetes nor is a caregiver to someone with diabetes (n=773)		Has diabetes (n=137)	Is a caregiver to someone living with diabetes (n=130)	
8.0	8.8	8.5			

Source: Nanos Research, RDD dual frame hybrid telephone and online random survey, October 28th to November 1st, 2022, n=1042 Canadians, accurate 3.0 percentage points plus or minus, 19 times out of 20.

Importance of conducting more research for the treatment of diabetes

Q – On a scale from 0 to 10 where 0 is not at all important and 10 is extremely important, how important are the following: [RANDOMIZE] **Conducting more research for the treatment of diabetes**



- Not important (0-3)
- Average (4-6)
- Important (7-10)

Mean score

Atlantic (n=93)	Quebec (n=231)	Ontario (n=350)	Prairies (n=207)	BC (n=161)
8.7	8.6	8.6	8.4	8.2
Men (n=522)	Women (n=520)	18 to 34 (n=145)	35 to 54 (n=413)	55 plus (n=484)
8.5	8.6	8.2	8.4	8.8
Does not have diabetes nor is a caregiver to someone with diabetes (n=772)		Has diabetes (n=138)	Is a caregiver to someone living with diabetes (n=130)	
8.4		9.0	8.9	

Source: Nanos Research, RDD dual frame hybrid telephone and online random survey, October 28th to November 1st, 2022, n=1042 Canadians, accurate 3.0 percentage points plus or minus, 19 times out of 20.



Diabetes Canada

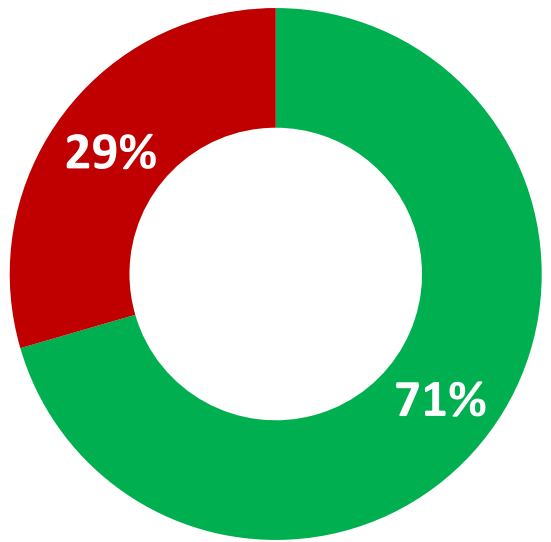
“

Seven in ten Canadians have heard of Diabetes Canada and among those who have heard of it, just over one in ten report they have used Diabetes Canada resources. Canadians rank advocacy and funding for research as the top priority for Diabetes Canada to focus on.

”

Awareness of Diabetes Canada

Q – Have you ever heard or not heard of Diabetes Canada?

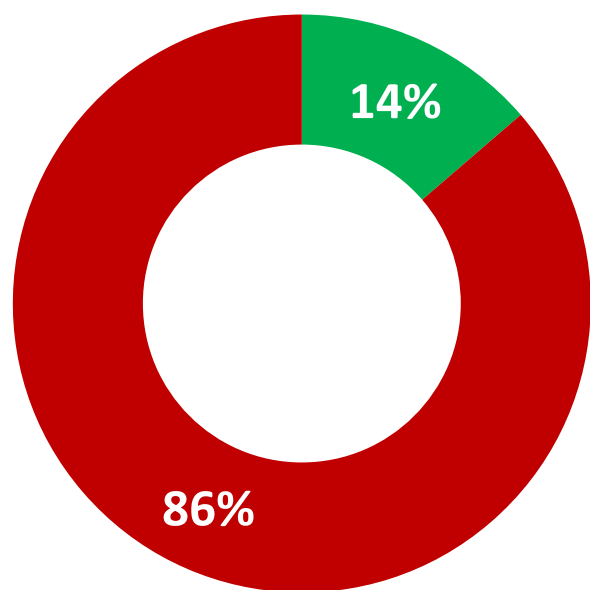


■ Heard ■ Not heard

Has heard	Atlantic (n=93)	Quebec (n=230)	Ontario (n=350)	Prairies (n=206)	BC (n=160)
		76.5%	36.5%	82.5%	83.2%
Men (n=520)		Women (n=519)	18 to 34 (n=145)	35 to 54 (n=412)	55 plus (n=482)
	67.3%	73.6%	76.2%	72.1%	65.6%
Does not have diabetes nor is a caregiver to someone with diabetes (n=771)			Has diabetes (n=137)	Is a caregiver to someone living with diabetes (n=129)	
	67.4%		78.9%	84.4%	

Source: Nanos Research, RDD dual frame hybrid telephone and online random survey, October 28th to November 1st, 2022, n=1039 Canadians, accurate 3.0 percentage points plus or minus, 19 times out of 20.

Usage of Diabetes Canada resources



- Yes, has consulted or used Diabetes Canada
- No, has not consulted or used Diabetes Canada

> Top services used or information consulted*

- 46% The Diabetes Canada Website/media
- 15% Nutritional/diet guides and resources
- 8% Donations (money/clothing)
- 7% General information
- 7% Information sessions/courses /Webinars
- 5% Blood glucose measuring/testing
- 4% Pre-diabetic symptoms/risk factors
- 4% Meetings/ Forum

(*n=95 Canadians who have heard of Diabetes Canada and used their services/ information)

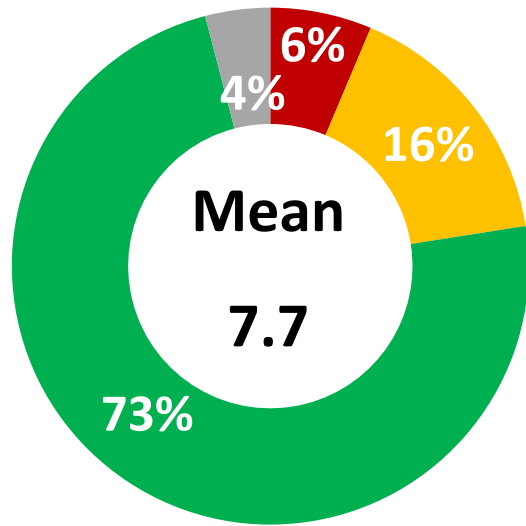
Q - [IF HEARD] Have you ever consulted or used any of Diabetes Canada's services or information (i.e. website, call centre, etc.)?

[IF USED SERVICES] What services or information did you use? [OPEN]

Source: Nanos Research, RDD dual frame hybrid telephone and online random survey, October 28th to November 1st, 2022, n=719 Canadians who have heard of Diabetes Canada, accurate 3.7 percentage points plus or minus, 19 times out of 20.

Satisfaction with Diabetes Canada resources

Q – [ASK THOSE WHO HAVE HEARD OF DIABETES CANADA AND USED THEIR RESOURCES] On a scale from 0 to 10 where 0 is not satisfied at all and 10 is very satisfied, how satisfied were you overall with the services of information you received?



■ Not satisfied (0-3) ■ Neutral (4-6)
■ Satisfied (7-10) ■ Unsure

Mean score	Atlantic (n=8)	Quebec (n=12)	Ontario (n=50)	Prairies (n=16)	BC (n=12)
		7.9		7.9	
	Men (n=38)	Women (n=60)	18 to 34 (n=11)	35 to 54 (n=36)	55 plus (n=51)
	7.7	7.8	8.1		7.4
	Does not have diabetes nor is a caregiver to someone with diabetes (n=41)		Has diabetes (n=30)	Is a caregiver to someone living with diabetes (n=29)	
	8.5		6.6	7.4	



Source: Nanos Research, RDD dual frame hybrid telephone and online random survey, October 28th to November 1st, 2022, n=98 Canadians who have used Diabetes Canada services or information, accurate 9.9 percentage points plus or minus, 19 times out of 20.

Other services used or information consulted

Q – [IF AWARE OF DIABETES CANADA BUT NOT USED SERVICES] Where have you searched, if anywhere, for information on diabetes or diabetes services? [OPEN]

	Frequency (n=460)
Top responses	
I have not searched for info/nowhere	41.6%
Internet/Google search	36.1%
My doctor/doctor's office	10.9%
Health care professional (Pharmacist, Podiatrist, Ophthalmologist, Dietician)	5.2%
Talked to family/friend/colleague	4.5%
Medical journals/magazines/textbooks	3.7%
Provincial government	2.2%
Local Diabetes clinic/association/program	2.2%

Source: Nanos Research, RDD dual frame hybrid telephone and online random survey, October 28th to November 1st, 2022, n=460 Canadians who have heard of Diabetes Canada but not used their resources, accurate 4.6 percentage points plus or minus, 19 times out of 20.

Ranking of priorities for Diabetes Canada

Q – Out of the following potential priorities for Diabetes Canada, please rank the top three priorities you would like it to focus on with 1 being the most important, 2 the second most important and 3 the third most important: [RANDOMIZE]

TOP RESPONSES

	Rank 1 (n=1014)	Rank 2 (n=995)	Rank 3 (n=974)
Advocating for improved access to diabetes medicines, devices and services	31.3%	24.7%	17.5%
Funding diabetes research	26.2%	21.7%	19.5%
Providing information and support for people impacted by diabetes	20.1%	28.5%	27.8%
Providing educational tools on diabetes	14.2%	16.5%	19.1%
Hosting camps for children living with type 1 diabetes	5.7%	8.1%	14.5%
Unsure	2.5%	0.5%	1.6%

Source: Nanos Research, RDD dual frame hybrid telephone and online random survey, October 28th to November 1st, 2022, n=1014 Canadians, accurate 3.0 percentage points plus or minus, 19 times out of 20.

Over eight in ten Canadians view healthcare providers having access to the most recent, best practice tools and guidelines through point-of-care technology and electronic medical records, and people living with diabetes being given care based on scientific evidence as important.

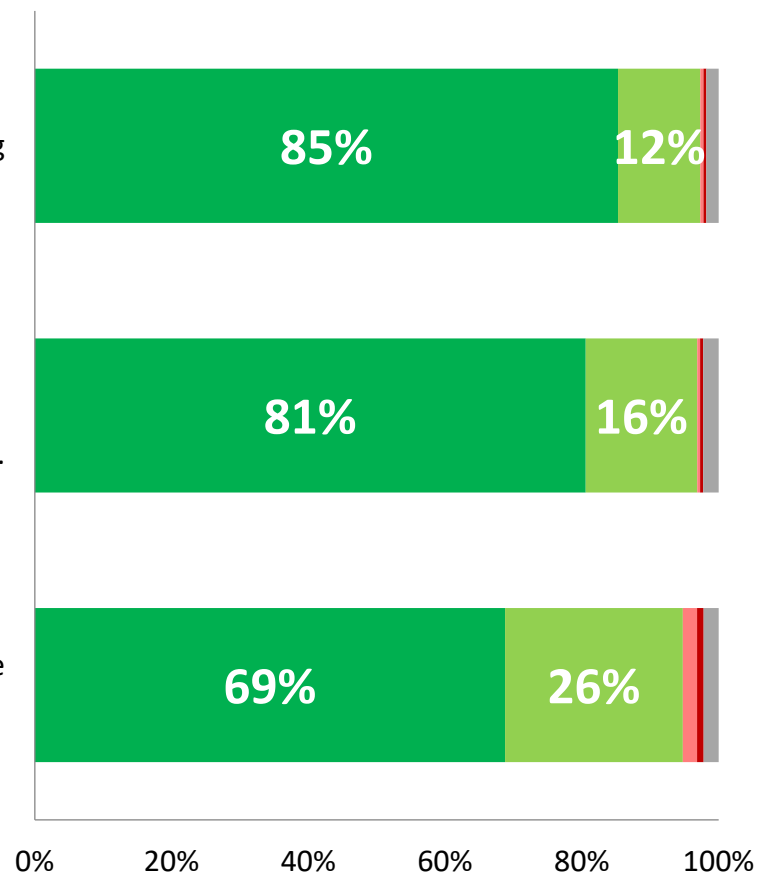
Q - Are the following important, somewhat important, somewhat not important or not important when it comes to diabetes: [RANDOMIZE]

Importance of statements when it comes to diabetes

That people with diabetes are given the best diabetes care based on scientific evidence during their visit with their healthcare provider

That healthcare providers have access to the most recent, best practice tools and guidelines through point-of-care technology and electronic medical records right where care is provided (I.e. clinics, diabetes education centres, etc.)

That there be similar supports for people managing diabetes across Canada



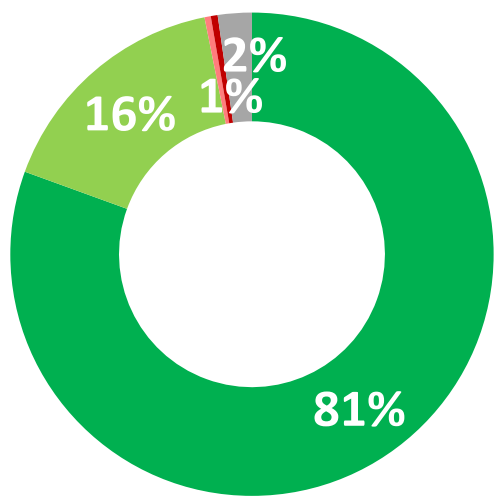
■ Important
 ■ Somewhat important
 ■ Somewhat not important
 ■ Not important
 ■ Unsure

Source: Nanos Research, RDD dual frame hybrid telephone and online random survey, October 28th to November 1st, 2022, n=1043, accurate 3.0 percentage points plus or minus, 19 times out of 20.

Importance that healthcare providers have access to the most recent, best practice tools and guidelines

Q – Are the following important, somewhat important, somewhat not important or not important when it comes to diabetes: [RANDOMIZE]

That healthcare providers have access to the most recent, best practice tools and guidelines through point-of-care technology and electronic medical records right where care is provided (I.e. clinics, diabetes education centres, etc.)



- Important
- Somewhat important
- Somewhat not important
- Not important
- Unsure

Important/somewhat important

	Atlantic (n=93)	Quebec (n=231)	Ontario (n=352)	Prairies (n=207)	BC (n=160)
	98.1%	97.1%	96.2%	96.3%	98.2%
Men (n=522)		Women (n=521)	18 to 34 (n=145)	35 to 54 (n=414)	55 plus (n=484)
	97.7%	96.0%	96.6%	95.9%	97.7%
Does not have diabetes nor is a caregiver to someone with diabetes (n=773)		Has diabetes (n=138)	Is a caregiver to someone living with diabetes (n=130)		
	96.6%	98.4%	98.1%		

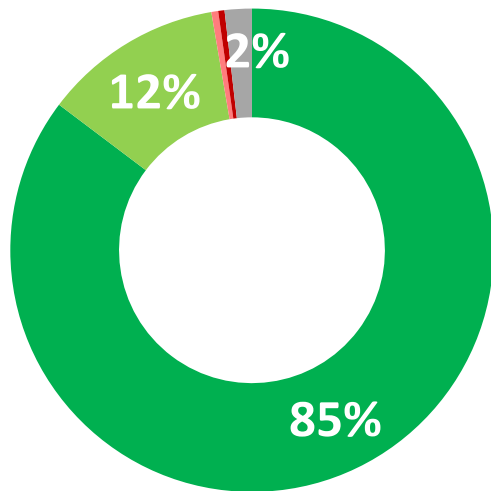
Source: Nanos Research, RDD dual frame hybrid telephone and online random survey, October 28th to November 1st, 2022, n=1043 Canadians, accurate 3.0 percentage points plus or minus, 19 times out of 20.



Importance that people with diabetes are given the best diabetes care based on scientific evidence

Q – Are the following important, somewhat important, somewhat not important or not important when it comes to diabetes: [RANDOMIZE]

That people with diabetes are given the best diabetes care based on scientific evidence during their visit with their healthcare provider



- Important
- Somewhat important
- Somewhat not important
- Not important
- Unsure

Important/somewhat important

	Atlantic (n=93)	Quebec (n=231)	Ontario (n=352)	Prairies (n=206)	BC (n=159)
	100.0%	97.7%	97.1%	96.6%	96.8%
Men (n=523)		Women (n=518)	18 to 34 (n=144)	35 to 54 (n=414)	55 plus (n=483)
	97.4%	97.3%	97.5%	96.9%	97.5%
Does not have diabetes nor is a caregiver to someone with diabetes (n=771)		Has diabetes (n=138)	Is a caregiver to someone living with diabetes (n=130)		
	97.1%	98.9%	98.7%		

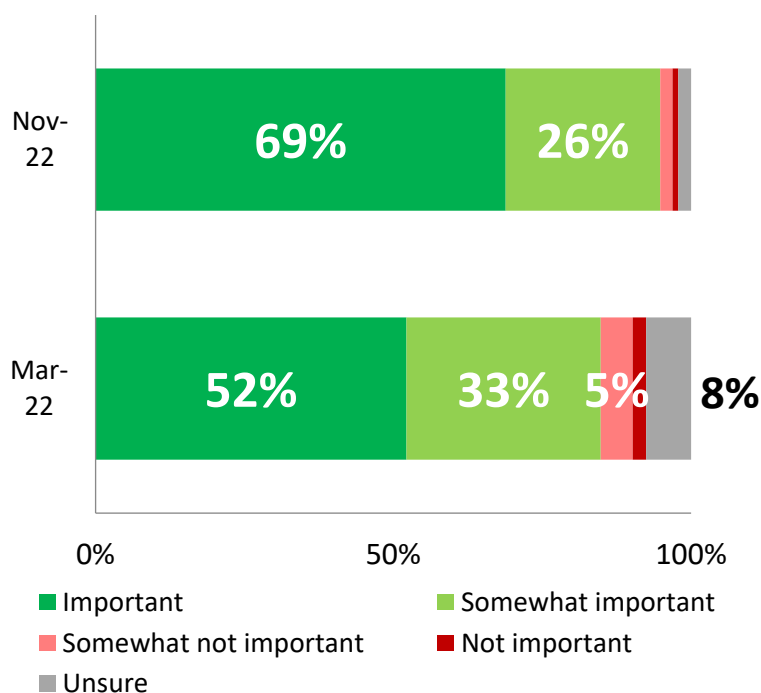
Source: Nanos Research, RDD dual frame hybrid telephone and online random survey, October 28th to November 1st, 2022, n=1041 Canadians, accurate 3.0 percentage points plus or minus, 19 times out of 20.



Importance of having similar supports across Canada

Q – Are the following important, somewhat important, somewhat not important or not important when it comes to diabetes: [RANDOMIZE]

That there be similar supports for people managing diabetes across Canada



Important/somewhat important

	Atlantic (n=93)	Quebec (n=231)	Ontario (n=351)	Prairies (n=206)	BC (n=157)
	98.4%	89.6%	95.7%	94.3%	99.5%
	Men (n=522)	Women (n=516)	18 to 34 (n=145)	35 to 54 (n=411)	55 plus (n=482)
	94.9%	94.6%	92.9%	94.8%	95.9%
	Does not have diabetes nor is a caregiver to someone with diabetes (n=768)		Has diabetes (n=138)	Is a caregiver to someone living with diabetes (n=130)	
	93.9%		97.5%	97.9%	

Source: Nanos Research, RDD dual frame hybrid telephone and online random survey, October 28th to November 1st, 2022, n=1038 Canadians, accurate 3.0 percentage points plus or minus, 19 times out of 20.

Nanos conducted an RDD dual frame (land- and cell-lines) hybrid telephone and online random survey of 1,043 Canadians, 18 years of age or older, between October 28th and November 1st, 2022. Participants were randomly recruited by telephone using live agents and administered a survey online. The results were statistically checked and weighted by age and gender using the latest Census information and the sample is geographically stratified to be representative of Canada.

Individuals were randomly called using random digit dialing with a maximum of five call backs.

The margin of error for a random survey of 1,043 Canadians is ± 3.0 percentage points, 19 times out of 20.

The research was commissioned by Diabetes Canada and was conducted by Nanos Research.

Note: Charts may not add up to 100 due to rounding.



Element	Description	Element	Description
Research sponsor	Diabetes Canada	Weighting of Data	The results were weighted by age and gender using the latest Census information (2021) and the sample is geographically stratified to ensure a distribution across all regions of Canada. See tables for full weighting disclosure.
Population and Final Sample Size	1043 Randomly selected individuals.	Screening	Screening ensured potential respondents did not work in the market research industry, in the advertising industry, in the media or a political party prior to administering the survey to ensure the integrity of the data.
Source of Sample	Nanos Probability Panel	Excluded Demographics	Individuals younger than 18 years old; individuals without land or cell lines could not participate.
Type of Sample	Probability	Stratification	By age and gender using the latest Census information (2021) and the sample is geographically stratified to be representative of Canada. Smaller areas such as Atlantic Canada were marginally oversampled to allow for a minimum regional sample.
Margin of Error	±3.0 percentage points, 19 times out of 20.	Estimated Response Rate	13 percent, consistent with industry norms.
Mode of Survey	RDD dual frame (land- and cell-lines) hybrid telephone and online survey	Question Order	Question order in the preceding report reflects the order in which they appeared in the original questionnaire.
Sampling Method Base	The sample included both land- and cell-lines RDD (Random Digit Dialed) across Canada.	Question Content	All questions asked are contained in the report.
Demographics (Captured)	Atlantic Canada, Quebec, Ontario, Prairies, British Columbia; Men and Women; 18 years and older. Six digit postal code was used to validate geography.	Question Wording	The questions in the preceding report are written exactly as they were asked to individuals.
Fieldwork/Validation	Individuals were recruited using live interviews with live supervision to validate work, the research questions were administered online	Research/Data Collection Supplier	Nanos Research
Number of Calls	Maximum of five call backs.	Contact	Contact Nanos Research for more information or with any concerns or questions. http://www.nanos.co Telephone:(613) 234-4666 ext. 237 Email: info@nanosresearch.com.
Time of Calls	Individuals were called between 6:30-9:30pm local time for the respondent.		
Field Dates	October 28 th to November 1 st , 2022.		
Language of Survey	The survey was conducted in both English and French.		
Standards	Nanos Research is a member of the Canadian Research Insights Council (CRIC) and confirms that this research fully complies with all CRIC Standards including the CRIC Public Opinion Research Standards and Disclosure Requirements. https://canadianresearchinsightscouncil.ca/standards/		



nanos dimap analytika



NANOS RUTHERFORD MCKAY & Co.

As one of North America's premier market and public opinion research firms, we put strategic intelligence into the hands of decision makers. The majority of our work is for private sector and public facing organizations and ranges from market studies, managing reputation through to leveraging data intelligence. Nanos Research offers a vertically integrated full service quantitative and qualitative research practice to attain the highest standards and the greatest control over the research process. www.nanos.co

This international joint venture between [dimap](#) and [Nanos](#) brings together top research and data experts from North American and Europe to deliver exceptional data intelligence to clients. The team offers data intelligence services ranging from demographic and sentiment microtargeting; consumer sentiment identification and decision conversion; and, data analytics and profiling for consumer persuasion. www.nanosdimap.com

NRM is an affiliate of Nanos Research and Rutherford McKay Associates. Our service offerings are based on decades of professional experience and extensive research and include public acceptance and engagement, communications audits, and narrative development. www.nrmpublicaffairs.com

ABOUT NANOS

Any questions?



Nanos Research

(613) 234-4666, ext. 237

ea@nanosresearch.com

For more information on the firm, please visit www.nanos.co



Nanos services

- ✓ As premier market and public opinion research firms, we conduct research around the world for a variety of clients.
- ✓ Nanos offers a full suite of services ranging from bespoke research engagements to strategic assessments and mission planning. Our firm applies the latest machine learning algorithms to deliver exceptionally rigorous and insightful intelligence to clients.
- ✓ At Nanos, we believe that small steps can lead to large insights. We'll sit down with you to learn about your challenges and work on them together.
- ✓ For more information about how we can help, please visit us at:
www.nanos.co

Nanos Research offers a vertically integrated full service quantitative and qualitative research practice to exceed the highest standards.

Since

1987

top executives have turned to Nanos for world-class data and strategic insight.





TABULATIONS



2022-2239 – Diabetes Canada – Advocacy – STAT SHEET

			Region					Gender		Age			
			Canada 2022-11	Atlantic	Quebec	Ontario	Prairies	British Columbia	Male	Female	18 to 34	35 to 54	55 plus
Question 1 - What would you say are the biggest challenges for people living with diabetes? [OPEN]	Total	Unwgt N	949	84	221	309	185	150	473	476	132	373	444
		Wgt N	909	60	221	341	156	130	444	465	242	288	379
	Diet and exercise to control/maintain health	%	38.7	32.6	46.4	39.2	35.0	31.7	38.7	38.7	37.5	36.9	40.8
	Cost of supplies/medicine/insulin/healthy food	%	16.9	27.8	3.1	17.1	27.5	22.1	13.4	20.2	21.9	18.1	12.9
	Glucose monitoring/controlling blood sugar levels / insulin levels / Managing disease	%	20.2	12.7	25.9	19.6	16.3	20.4	17.6	22.7	16.9	19.5	22.9
	Access to medication/health supports	%	11.4	19.2	6.6	13.7	9.0	13.1	10.5	12.3	17.3	9.4	9.3
	Lack of understanding of the disease/ how to manage the disease/ education	%	4.7	4.2	3.0	5.0	7.4	3.8	4.7	4.7	2.8	5.7	5.2
	Comorbidities/ health complications	%	9.2	10.7	7.9	7.9	10.2	12.6	8.2	10.1	9.5	8.1	9.8
	Biased approach to treatment by health professionals	%	0.1	0.0	0.0	0.2	0.0	0.0	0.0	0.2	0.0	0.3	0.0
	Having to regularly test/take medication/seek care	%	5.9	1.8	9.8	4.9	5.7	4.2	6.9	5.0	4.9	6.8	6.0
	Failing healthcare system/pandemic	%	0.3	0.0	0.4	0.6	0.0	0.0	0.4	0.2	0.0	0.3	0.5
	Stigma of disease	%	0.3	0.7	0.0	0.3	0.0	1.0	0.0	0.6	0.0	0.4	0.5
	Unpredictability of disease	%	0.8	0.0	0.6	1.3	0.6	0.5	0.1	1.4	1.4	0.3	0.7
	Quality of life/living with the disease	%	4.1	2.2	3.7	4.2	4.0	5.8	5.9	2.4	2.7	5.5	4.1
	Other	%	1.6	1.8	2.7	1.2	0.9	1.4	2.1	1.1	0.0	2.0	2.2
Unsure	%	3.1	0.0	4.1	3.3	2.5	3.3	3.8	2.5	2.5	3.8	3.1	

*Values are based on the percentage of positive responses to a specific response option (columns exceed 100%) **Multifrequency tab based on multiple responses



2022-2239 – Diabetes Canada – Advocacy – STAT SHEET

			Region					Gender		Age			
			Canada 2022-11	Atlantic	Quebec	Ontario	Prairies	British Columbia	Male	Female	18 to 34	35 to 54	55 plus
Question 1 - What would you say are the biggest challenges for people living with diabetes? [OPEN]	Total	Unwgt N	1115	100	251	367	220	177	532	583	153	439	523
		Wgt N	1068	69	252	404	186	156	499	569	284	337	447
		%	33.0	28.7	40.6	33.1	29.4	26.4	34.4	31.7	32.0	31.5	34.6
	Diet and exercise to control/maintain health	%	14.4	24.5	2.7	14.4	23.1	18.4	11.9	16.5	18.6	15.4	10.9
	Cost of supplies/medicine/insulin/healthy food	%	17.2	11.1	22.7	16.5	13.7	17.0	15.7	18.6	14.4	16.7	19.4
	Glucose monitoring/controlling blood sugar levels / insulin levels / Managing disease	%	9.7	16.9	5.8	11.6	7.6	10.9	9.3	10.1	14.8	8.0	7.9
	Access to medication/health supports	%	4.0	3.7	2.6	4.2	6.2	3.2	4.2	3.8	2.4	4.8	4.4
	Lack of understanding of the disease/ how to manage the disease/ education	%	7.8	9.4	6.9	6.7	8.6	10.5	7.3	8.3	8.1	6.9	8.3
	Comorbidities/ health complications	%	0.1	0.0	0.0	0.2	0.0	0.0	0.0	0.1	0.0	0.2	0.0
	Biased approach to treatment by health professionals	%	5.1	1.6	8.6	4.2	4.8	3.5	6.2	4.1	4.1	5.8	5.1
	Having to regularly test/take medication/seek care	%	0.3	0.0	0.3	0.5	0.0	0.0	0.4	0.2	0.0	0.3	0.4
	Failing healthcare system/pandemic	%	0.3	0.6	0.0	0.3	0.0	0.8	0.0	0.5	0.0	0.3	0.4
	Stigma of disease	%	0.7	0.0	0.5	1.1	0.5	0.4	0.1	1.2	1.2	0.3	0.6
	Unpredictability of disease	%	3.5	2.0	3.2	3.6	3.3	4.8	5.3	2.0	2.3	4.7	3.5
	Quality of life/living with the disease	%	1.3	1.5	2.3	1.0	0.8	1.2	1.8	0.9	0.0	1.7	1.9
	Other	%	2.7	0.0	3.6	2.8	2.1	2.8	3.4	2.0	2.1	3.3	2.6
Unsure	%												

*Values are based on the proportion an activity represents of all response options (columns add up to 100%). **Multifrequency tab based on multiple responses

2022-2239 – Diabetes Canada – Advocacy – STAT SHEET

			Region					Gender		Age			
			Canada 2022-11	Atlantic	Quebec	Ontario	Prairies	British Columbia	Male	Female	18 to 34	35 to 54	55 plus
Question 2 - Which of the following potential complications of diabetes are you aware of? (Select as many as apply) [RANDOMIZE]	Total	Unwgt N	1039	93	231	349	207	159	521	518	143	412	484
		Wgt N	992	67	231	383	175	135	489	503	261	319	411
	Heart disease and stroke	%	66.7	66.9	53.8	71.6	72.4	67.6	66.2	67.2	65.1	68.5	66.4
	Leg or foot amputations	%	89.1	91.9	82.5	89.8	91.6	94.0	85.9	92.2	86.1	90.6	89.9
	Kidney disease	%	62.2	68.2	47.0	65.0	70.3	66.6	60.3	64.0	58.6	64.0	63.1
	Eye damage	%	75.4	85.8	61.2	77.4	80.4	82.3	72.5	78.2	71.9	74.7	78.2
	High blood pressure	%	61.6	62.9	47.6	65.7	68.3	64.7	59.9	63.2	64.8	62.4	58.9
	Mental Health issues	%	32.5	28.6	14.5	39.9	41.6	32.2	30.1	34.8	40.2	34.7	25.9
	None of the above	%	2.4	1.0	5.7	1.3	0.8	2.9	3.0	1.8	2.3	2.2	2.6

*Values are based on the percentage of positive responses to a specific response option (columns exceed 100%) **Multifrequency tab based on multiple responses

			Region					Gender		Age			
			Canada 2022-11	Atlantic	Quebec	Ontario	Prairies	British Columbia	Male	Female	18 to 34	35 to 54	55 plus
Question 2 - Which of the following potential complications of diabetes are you aware of? (Select as many as apply) [RANDOMIZE]	Total	Unwgt N	4071	388	719	1440	865	659	1946	2125	550	1636	1885
		Wgt N	3867	272	721	1575	744	554	1847	2020	1017	1267	1584
	Heart disease and stroke	%	17.1	16.5	17.2	17.4	17.0	16.5	17.5	16.7	16.7	17.2	17.2
	Leg or foot amputations	%	22.9	22.7	26.4	21.9	21.5	22.9	22.7	23.0	22.1	22.8	23.4
	Kidney disease	%	15.9	16.8	15.0	15.8	16.5	16.2	16.0	15.9	15.1	16.1	16.4
	Eye damage	%	19.3	21.2	19.6	18.8	18.9	20.1	19.2	19.5	18.5	18.8	20.3
	High blood pressure	%	15.8	15.5	15.2	16.0	16.1	15.8	15.9	15.8	16.7	15.7	15.3
	Mental Health issues	%	8.3	7.0	4.7	9.7	9.8	7.9	8.0	8.7	10.3	8.7	6.7
	None of the above	%	0.6	0.2	1.8	0.3	0.2	0.7	0.8	0.5	0.6	0.6	0.7

*Values are based on the proportion an activity represents of all response options (columns add up to 100%). **Multifrequency tab based on multiple responses

			Region					Gender		Age			
			Canada 2022-11	Atlantic	Quebec	Ontario	Prairies	British Columbia	Male	Female	18 to 34	35 to 54	55 plus
Question 3- Do you believe that people living with diabetes in Canada have too much, the right amount or not enough access to medicines, devices, and supplies to help them live healthy and productive lives?	Total	Unwgt N	1041	93	231	351	206	160	521	520	145	414	482
		Wgt N	997	67	231	387	174	138	489	508	266	321	410
	Too much	%	0.9	0.0	0.8	1.7	0.6	0.0	1.2	0.7	2.1	1.1	0.0
	The right amount	%	29.4	16.3	36.8	31.7	22.7	25.6	32.4	26.6	27.4	31.0	29.6
	Not enough	%	43.5	63.6	28.8	46.0	51.0	42.0	40.5	46.4	41.8	43.3	44.8
	Unsure	%	26.1	20.1	33.6	20.7	25.7	32.4	25.9	26.4	28.7	24.5	25.7

2022-2239 – Diabetes Canada – Advocacy – STAT SHEET

			Region					Gender		Age			
			Canada 2022-11	Atlantic	Quebec	Ontario	Prairies	British Columbia	Male	Female	18 to 34	35 to 54	55 plus
Question 4 - Which of the following statements best describe you: [SELECT ALL THAT APPLY]	Total	Unwgt N	1033	92	231	348	205	157	517	516	145	412	476
		Wgt N	991	67	231	384	174	136	486	506	266	320	406
	Neither I nor anyone I am a caregiver for has diabetes	%	76.8	73.9	79.7	72.3	76.8	85.9	78.3	75.3	87.4	74.9	71.2
	I have diabetes	%	11.7	14.0	13.0	11.1	14.5	6.0	13.1	10.3	2.2	11.0	18.4
	I am a caregiver for a friend or family member who has diabetes	%	12.4	13.1	7.3	18.0	9.5	8.1	8.9	15.7	11.2	14.7	11.2

*Values are based on the percentage of positive responses to a specific response option (columns exceed 100%) **Multifrequency tab based on multiple responses

			Region					Gender		Age			
			Canada 2022-11	Atlantic	Quebec	Ontario	Prairies	British Columbia	Male	Female	18 to 34	35 to 54	55 plus
Question 4 - Which of the following statements best describe you: [SELECT ALL THAT APPLY]	Total	Unwgt N	1042	93	231	353	208	157	519	523	146	415	481
		Wgt N	999	67	231	390	175	136	487	512	268	322	409
	Neither I nor anyone I am a caregiver for has diabetes	%	76.2	73.1	79.7	71.2	76.1	85.9	78.0	74.4	86.7	74.4	70.6
	I have diabetes	%	11.6	13.9	13.0	11.0	14.4	6.0	13.1	10.1	2.1	11.0	18.3
	I am a caregiver for a friend or family member who has diabetes	%	12.3	13.0	7.3	17.8	9.4	8.1	8.9	15.5	11.1	14.6	11.1

*Values are based on the proportion an activity represents of all response options (columns add up to 100%). **Multifrequency tab based on multiple responses

			Region					Gender		Age			
			Canada 2022-11	Atlantic	Quebec	Ontario	Prairies	British Columbia	Male	Female	18 to 34	35 to 54	55 plus
Question 5 – [IF HAS DIABETES OR IS CAREGIVER TO SOMEONE WITH DIABETES] Do you find it difficult, somewhat difficult, somewhat not difficult or not difficult to pay all your health-care expenses related to diabetes?	Total	Unwgt N	258	27	50	106	49	26	123	135	18	105	135
		Wgt N	230	17	47	107	40	19	105	125	33	80	116
	Difficult	%	8.6		5.1	9.2	19.0		9.0	8.2		9.6	7.0
	Somewhat difficult	%	28.8		21.2	26.9	33.5		25.3	31.8		33.7	24.6
	Somewhat not difficult	%	15.3		20.0	14.2	10.7		17.6	13.4		20.2	12.6
	Not difficult	%	32.0		36.5	34.7	26.5		33.5	30.8		26.3	40.5
	Unsure	%	1.3		3.7	0.0	3.2		0.8	1.7		1.1	1.9
	Not applicable/I don't pay for healthcare related bills	%	13.9		13.6	15.0	7.1		13.7	14.1		9.2	13.4

Nanos conducted an RDD dual frame (land- and cell- lines) hybrid telephone and online random survey of 1,043 Canadians, 18 years of age or older, between October 28th to November 1st, 2022. The margin of error this survey is ±3.0 percentage points, 19 times out of 20. *Columns with n values under 30 have been shaded.



2022-2239 – Diabetes Canada – Advocacy – STAT SHEET

			Region					Gender		Age			
			Canada 2022-11	Atlantic	Quebec	Ontario	Prairies	British Columbia	Male	Female	18 to 34	35 to 54	55 plus
Question 6 - [IF IS CAREGIVER FOR SOMEONE WITH DIABETES] In the past six months, on how many days has the person with diabetes for whom you care had to miss work due to living with or managing diabetes?	Total	Unwgt N	130	13	17	66	21	13	45	85	16	60	54
		Wgt N	123	9	17	69	17	11	43	79	30	47	46
		Mean	13.6			5.4			27.1	7.9		8.6	20.1
		Median	5.0			5.0			5.0	5.0		14.0	5.0
	1	%	1.3			1.2			1.9	1.0		1.6	1.8
	2	%	0.7			1.2			0.0	1.0		1.7	0.0
	3	%	0.3			0.0			0.0	0.5		0.9	0.0
	5	%	1.6			2.8			1.9	1.4		0.0	4.2
	14	%	1.3			1.2			0.0	2.0		3.4	0.0
	15	%	0.6			0.0			0.0	1.0		1.6	0.0
	None	%	38.1			37.6			32.7	41.1		40.3	36.3
	90	%	0.5			0.0			1.5	0.0		0.0	1.4
	Not Applicable/They don't work	%	55.5			56.1			61.9	52.0		50.4	56.3

			Region					Gender		Age			
			Canada 2022-11	Atlantic	Quebec	Ontario	Prairies	British Columbia	Male	Female	18 to 34	35 to 54	55 plus
Question 7 – [IF HAS DIABETES] In the past six months, on how many days have you had to miss work due to living with or managing diabetes?	Total	Unwgt N	137	15	33	45	31	13	81	56	3	48	86
		Wgt N	114	9	30	43	24	8	64	51	6	35	73
		Mean	6.2		5.0	2.0	7.0		6.0	6.2		10.4	
		Median	7.0		5.0	2.0	7.0		7.0	7.0		7.0	
	2	%	2.0		0.0	5.3	0.0		0.0	4.5		0.0	0.0
	5	%	0.6		2.1	0.0	0.0		1.0	0.0		1.8	0.0
	7	%	2.1		0.0	0.0	10.0		1.0	3.5		1.8	0.0
	20	%	0.5		0.0	0.0	0.0		0.0	1.2		1.7	0.0
	None	%	48.4		47.6	37.5	64.4		55.8	39.1		77.1	36.1
	Not Applicable/I don't work	%	46.4		50.3	57.2	25.6		42.2	51.8		17.6	63.9

			Region					Gender		Age			
			Canada 2022-11	Atlantic	Quebec	Ontario	Prairies	British Columbia	Male	Female	18 to 34	35 to 54	55 plus
Question 8 - [IF HAS DIABETES] Thinking about the last time you consulted your primary health care provider for any reason, did you discuss or not discuss diabetes with them?	Total	Unwgt N	137	15	33	45	31	13	81	56	3	48	86
		Wgt N	114	9	30	43	24	8	64	51	6	35	73
	Discussed diabetes	%	79.0		87.0	74.0	85.7		80.3	77.2		82.0	75.9
	Did not discuss diabetes	%	20.5		13.0	26.0	14.3		19.7	21.6		16.3	24.1
Unsure	%	0.5		0.0	0.0	0.0		0.0	1.2		1.7	0.0	

Nanos conducted an RDD dual frame (land- and cell- lines) hybrid telephone and online random survey of 1,043 Canadians, 18 years of age or older, between October 28th to November 1st, 2022. The margin of error this survey is ±3.0 percentage points, 19 times out of 20. *Columns with n values under 30 have been shaded.



2022-2239 – Diabetes Canada – Advocacy – STAT SHEET

			Region					Gender		Age			
			Canada 2022-11	Atlantic	Quebec	Ontario	Prairies	British Columbia	Male	Female	18 to 34	35 to 54	55 plus
Question 9 – [IF HAS DIABETES] Have you ever experienced discrimination related to diabetes?	Total	Unwgt N	137	15	32	45	32	13	80	57	3	48	86
		Wgt N	115	9	29	43	25	8	63	52	6	35	74
	Yes	%	9.4		5.2	3.9	22.3		9.5	9.3		11.5	6.8
	No	%	90.6		94.8	96.1	77.7		90.5	90.7		88.5	93.2

[NOTE: Question 10 had too few responses to report]

			Region					Gender		Age			
			Canada 2022-11	Atlantic	Quebec	Ontario	Prairies	British Columbia	Male	Female	18 to 34	35 to 54	55 plus
Question 11 - Are you aware or not aware that on October 5th, the federal Minister of Health, Jean-Yves Duclos, tabled the Framework for Diabetes in Canada in Parliament?	Total	Unwgt N	1035	93	229	348	206	159	521	514	145	411	479
		Wgt N	990	67	228	384	174	138	489	502	266	318	406
	Aware	%	2.6	4.5	0.8	2.6	4.6	1.8	2.8	2.3	4.0	3.2	1.0
	Not aware	%	97.4	95.5	99.2	97.4	95.4	98.2	97.2	97.7	96.0	96.8	99.0

[NOTE: Question 12 had too few responses to report]

			Region					Gender		Age			
			Canada 2022-11	Atlantic	Quebec	Ontario	Prairies	British Columbia	Male	Female	18 to 34	35 to 54	55 plus
Question 12 – [IF HEARD ABOUT FRAMEWORK FOR DIABETES] What have you heard about it? [OPEN]	Total	Unwgt N	22	2	2	8	7	3	12	10	6	10	6
		Wgt N	24	2	2	9	8	3	12	11	11	9	4
	Managing price of insulin/medications	%											
	Not much/very little/that it was tabled	%											
	Covering costs/rebates for devices or medications	%											
	Priority for the government	%											
	Not effective/not a good plan	%											
	Other	%											

Nanos conducted an RDD dual frame (land- and cell- lines) hybrid telephone and online random survey of 1,043 Canadians, 18 years of age or older, between October 28th to November 1st, 2022. The margin of error this survey is ±3.0 percentage points, 19 times out of 20. *Columns with n values under 30 have been shaded.



2022-2239 – Diabetes Canada – Advocacy – STAT SHEET

The Framework for Diabetes in Canada was developed in consultation with people impacted by diabetes, health groups, and all levels of government. It provides policy direction to align efforts and support improved access to prevention and treatment for all types of diabetes.

Would you support, somewhat support, somewhat oppose or oppose the following: [ROTATE Q13-14]

			Region					Gender		Age			
			Canada 2022-11	Atlantic	Quebec	Ontario	Prairies	British Columbia	Male	Female	18 to 34	35 to 54	55 plus
Question 13 - The federal government committing the necessary resources in the 2023 Budget to implement the Framework for Diabetes in Canada	Total	Unwgt N	1036	93	230	351	205	157	517	519	145	414	477
		Wgt N	994	67	230	387	174	136	487	508	266	321	407
	Support	%	60.2	77.0	49.2	64.8	59.1	59.1	59.8	60.7	57.8	59.0	62.8
	Somewhat support	%	26.9	15.0	36.1	23.0	27.1	27.7	28.2	25.6	29.5	26.3	25.6
	Somewhat oppose	%	2.3	3.4	3.0	1.9	2.6	0.9	2.1	2.4	2.1	3.0	1.8
	Oppose	%	2.9	0.6	2.6	2.5	3.7	4.6	3.1	2.8	3.2	4.2	1.7
	Unsure	%	7.7	4.0	9.1	7.7	7.5	7.6	6.8	8.6	7.5	7.5	8.1

Would you support, somewhat support, somewhat oppose or oppose the following: [ROTATE Q13-14]

			Region					Gender		Age			
			Canada 2022-11	Atlantic	Quebec	Ontario	Prairies	British Columbia	Male	Female	18 to 34	35 to 54	55 plus
Question 14 - The creation of an independent oversight body that would supervise the implementation of the Framework for Diabetes in Canada that would include health care professionals, people affected by diabetes and other professionals	Total	Unwgt N	1039	92	231	350	205	161	520	519	145	413	481
		Wgt N	996	66	231	386	174	139	489	508	266	320	410
	Support	%	55.6	70.4	44.1	59.6	55.5	56.5	53.4	57.7	53.4	53.9	58.3
	Somewhat support	%	28.8	20.8	40.7	25.0	27.3	25.5	30.3	27.5	29.6	29.8	27.6
	Somewhat oppose	%	4.5	3.2	4.2	4.0	6.7	4.2	4.7	4.3	4.9	4.1	4.5
	Oppose	%	3.6	0.9	4.2	3.2	4.3	3.6	3.7	3.4	4.3	4.8	2.1
	Unsure	%	7.5	4.6	6.8	8.1	6.2	10.2	7.9	7.2	7.8	7.5	7.4

			Region					Gender		Age			
			Canada 2022-11	Atlantic	Quebec	Ontario	Prairies	British Columbia	Male	Female	18 to 34	35 to 54	55 plus
Question 15 - Would you support, somewhat support, somewhat oppose or oppose your provincial/territorial government committing the necessary resources in a provincial/territorial framework or strategy to improve screening for, and treatment of, all types of diabetes in your province/ territory?	Total	Unwgt N	1040	93	230	350	206	161	520	520	145	413	482
		Wgt N	997	67	230	386	175	139	489	508	266	320	410
	Support	%	65.4	77.5	54.6	68.7	65.4	68.1	64.3	66.5	63.5	61.7	69.4
	Somewhat support	%	25.9	15.8	36.3	22.3	24.1	26.2	27.7	24.3	27.1	27.3	24.1
	Somewhat oppose	%	2.7	3.2	2.7	2.8	3.8	0.9	1.5	4.0	3.6	3.5	1.6
	Oppose	%	2.3	1.6	1.6	2.3	3.4	2.6	2.9	1.8	2.8	3.1	1.4
	Unsure	%	3.6	1.9	4.8	3.9	3.3	2.2	3.7	3.5	3.0	4.3	3.5

Nanos conducted an RDD dual frame (land- and cell- lines) hybrid telephone and online random survey of 1,043 Canadians, 18 years of age or older, between October 28th to November 1st, 2022. The margin of error this survey is ±3.0 percentage points, 19 times out of 20. *Columns with n values under 30 have been shaded.

2022-2239 – Diabetes Canada – Advocacy – STAT SHEET

On a scale from 0 to 10 where 0 is not at all important and 10 is extremely important, how important are the following: [RANDOMIZE]

			Region					Gender		Age				
			Canada 2022-11	Atlantic	Quebec	Ontario	Prairies	British Columbia	Male	Female	18 to 34	35 to 54	55 plus	
Question 16 - Conducting annual reporting and data collection to improve health outcomes for people living with diabetes	Total	Unwgt N	1042	92	231	351	207	161	521	521	145	414	483	
		Wgt N	998	66	231	387	175	139	489	509	266	321	411	
		Mean	8.0	8.3	7.9	8.0	7.8	8.1	8.0	8.0	7.6	8.0	8.3	
		Median	8.0	9.0	8.0	8.0	8.0	8.0	8.0	8.0	8.0	8.0	9.0	
		Not at all important (0)	%	0.8	0.0	0.7	1.0	1.3	0.0	0.5	1.0	0.9	1.0	0.5
	1	%	0.4	0.6	1.2	0.0	0.0	0.5	0.3	0.5	0.5	0.3	0.4	
	2	%	0.5	2.0	0.0	0.8	0.4	0.0	0.6	0.5	0.8	0.2	0.6	
	3	%	2.3	1.7	1.8	2.2	4.5	1.3	2.6	2.0	2.6	3.5	1.3	
	4	%	1.5	1.0	1.9	1.8	1.0	1.0	0.9	2.1	0.5	1.3	2.4	
	5	%	6.2	1.6	6.5	6.0	8.3	5.9	5.9	6.5	7.3	5.9	5.8	
	6	%	7.0	4.7	9.5	5.9	6.6	7.9	6.6	7.5	11.0	6.6	4.8	
	7	%	15.5	19.7	15.1	14.9	14.0	17.3	17.2	13.7	23.6	15.3	10.3	
	8	%	18.4	15.9	19.4	18.3	20.6	15.1	19.8	17.0	16.6	17.9	19.9	
	9	%	13.0	9.4	11.9	13.5	12.6	15.5	12.4	13.5	10.1	14.1	14.0	
		Extremely important (10)	%	31.5	38.8	29.3	33.6	29.1	28.7	30.2	32.7	22.6	31.2	37.4
	Unsure	%	2.9	4.7	2.6	2.0	1.6	6.8	2.9	3.0	3.7	2.6	2.7	

On a scale from 0 to 10 where 0 is not at all important and 10 is extremely important, how important are the following: [RANDOMIZE]

			Region					Gender		Age				
			Canada 2022-11	Atlantic	Quebec	Ontario	Prairies	British Columbia	Male	Female	18 to 34	35 to 54	55 plus	
Question 17 - Conducting more research into the causes of diabetes	Total	Unwgt N	1042	93	231	350	207	161	521	521	145	414	483	
		Wgt N	998	67	231	386	175	139	489	509	266	321	411	
		Mean	8.2	8.2	8.3	8.2	8.0	7.9	8.2	8.2	7.7	8.1	8.6	
		Median	9.0	9.0	9.0	9.0	8.0	8.0	8.0	9.0	8.0	8.0	9.0	
		Not at all important (0)	%	0.7	0.0	0.7	0.8	1.3	0.0	0.5	0.9	1.4	0.6	0.3
	1	%	0.6	2.0	0.0	0.8	0.0	1.0	0.6	0.6	0.0	0.5	1.0	
	2	%	1.5	2.9	0.9	0.8	2.1	2.8	0.4	2.5	2.9	0.9	0.9	
	3	%	1.4	0.0	0.8	1.5	1.9	2.1	1.3	1.5	1.3	2.1	0.9	
	4	%	2.0	0.6	1.7	3.2	1.0	0.9	2.1	1.8	2.3	2.8	1.1	
	5	%	5.5	8.0	5.3	4.3	6.9	6.2	5.9	5.2	5.8	6.9	4.3	
	6	%	5.8	5.1	7.3	5.0	6.3	4.8	6.2	5.3	8.0	7.4	3.0	
	7	%	11.4	14.6	8.8	10.1	12.7	16.4	12.6	10.3	13.5	11.3	10.2	
	8	%	18.1	11.4	19.0	19.2	17.5	17.4	19.5	16.7	22.0	16.6	16.6	
	9	%	11.2	7.6	14.6	9.8	12.5	9.7	11.0	11.4	11.7	10.1	11.8	
		Extremely important (10)	%	39.4	46.3	38.6	42.6	35.7	33.1	37.1	41.5	27.4	38.8	47.6
	Unsure	%	2.5	1.6	2.4	1.8	2.1	5.5	2.7	2.3	3.5	2.0	2.3	



2022-2239 – Diabetes Canada – Advocacy – STAT SHEET

On a scale from 0 to 10 where 0 is not at all important and 10 is extremely important, how important are the following: [RANDOMIZE]

			Region					Gender		Age			
			Canada 2022-11	Atlantic	Quebec	Ontario	Prairies	British Columbia	Male	Female	18 to 34	35 to 54	55 plus
Question 18 - Conducting more research for the treatment of diabetes	Total	Unwgt N	1042	93	231	350	207	161	522	520	145	413	484
		Wgt N	998	67	231	386	175	139	490	508	266	320	412
		Mean	8.5	8.7	8.6	8.6	8.4	8.2	8.5	8.6	8.2	8.4	8.8
		Median	9.0	10.0	9.0	9.0	9.0	9.0	9.0	9.0	8.0	9.0	10.0
	Not at all important (0)	%	0.3	0.0	0.0	0.3	1.3	0.0	0.2	0.5	0.0	0.3	0.6
		1	%	0.2	0.0	0.0	0.2	0.0	0.5	0.0	0.3	0.0	0.2
		2	%	0.8	1.9	0.5	0.6	0.4	1.9	0.3	1.3	2.3	0.2
		3	%	0.6	0.0	0.4	0.3	1.8	0.9	0.4	0.9	0.7	0.9
		4	%	1.0	1.0	1.4	1.2	0.7	0.5	0.9	1.2	0.8	1.5
		5	%	3.9	6.3	2.3	4.0	3.8	4.9	5.0	2.7	3.1	5.7
		6	%	3.4	2.7	2.9	3.7	4.0	3.1	4.3	2.6	4.2	4.6
		7	%	12.6	5.3	13.5	11.2	12.6	18.4	14.8	10.5	18.4	12.1
		8	%	18.4	21.4	21.2	18.5	14.6	16.7	17.7	19.0	19.7	18.7
9		%	14.1	7.2	13.2	14.3	18.0	13.2	15.2	13.0	17.5	10.7	
Extremely important (10)	%	42.6	53.7	42.5	44.8	40.4	34.4	39.7	45.4	31.5	42.7		
Unsure	%	2.0	0.6	2.0	0.9	2.3	5.5	1.5	2.5	1.9	2.3		

			Region					Gender		Age			
			Canada 2022-11	Atlantic	Quebec	Ontario	Prairies	British Columbia	Male	Female	18 to 34	35 to 54	55 plus
Question 19 - Have you ever heard or not heard of Diabetes Canada?	Total	Unwgt N	1039	93	230	350	206	160	520	519	145	412	482
		Wgt N	996	67	230	386	175	138	488	508	266	320	410
	Not heard	%	70.5	76.5	36.5	82.5	83.2	74.9	67.3	73.6	76.2	72.1	65.6
		%	29.5	23.5	63.5	17.5	16.8	25.1	32.7	26.4	23.8	27.9	34.4

Diabetes Canada is a registered national charity whose mission includes serving the 11.7 million Canadians living with diabetes or prediabetes.

			Region					Gender		Age			
			Canada 2022-11	Atlantic	Quebec	Ontario	Prairies	British Columbia	Male	Female	18 to 34	35 to 54	55 plus
Question 20 – [IF HEARD OF DIABETES CANADA] Have you ever consulted or used any of Diabetes Canada’s services or information (i.e. website, call centre, etc.)?	Total	Unwgt N	719	71	80	288	167	113	339	380	106	290	323
		Wgt N	698	51	82	318	145	102	327	371	201	229	268
	Yes	%	13.7	9.7	12.8	16.9	10.7	10.7	11.4	15.7	11.3	12.2	16.7
		No	%	86.3	90.3	87.2	83.1	89.3	89.3	88.6	84.3	88.7	87.8

Nanos conducted an RDD dual frame (land- and cell- lines) hybrid telephone and online random survey of 1,043 Canadians, 18 years of age or older, between October 28th to November 1st, 2022. The margin of error this survey is ±3.0 percentage points, 19 times out of 20. *Columns with n values under 30 have been shaded.



2022-2239 – Diabetes Canada – Advocacy – STAT SHEET

			Region						Gender		Age		
			Canada	Atlantic	Quebec	Ontario	Prairies	British Columbia	Male	Female	18 to 34	35 to 54	55 plus
			2022-11										
Question 21 - [IF HEARD OF DIABETES CANADA AND USED THEIR SERVICES] What information did you use? [OPEN]	Total	Unwgt N	95	7	11	48	17	12	38	57	11	35	49
		Wgt N	92	4	9	52	16	11	37	55	22	27	43
	Website/ media	%	45.6			46.5			49.5	43.0		37.7	41.9
	Donations (money/clothing)	%	8.2			9.0			4.1	11.0		9.4	11.7
	Meetings/ Forum	%	4.0			1.6			6.5	2.3		3.9	6.0
	Nutritional/diet guides and resources	%	14.6			16.9			20.8	10.4		18.2	11.3
	Information on gestational diabetes	%	0.5			0.0			0.0	0.8		1.6	0.0
	Information sessions/courses /Webinars	%	6.7			7.9			13.9	1.9		2.6	4.4
	Reading materials/pamphlets/books	%	3.1			1.6			2.3	3.7		2.8	4.9
	Blood glucose measuring/testing	%	4.8			4.2			3.7	5.5		3.2	8.1
	Pre-diabetic symptoms/risk factors	%	4.1			6.0			0.0	6.8		3.0	1.6
	Cost and coverage information	%	1.6			1.6			0.0	2.7		3.0	1.6
	General information	%	7.1			6.9			2.4	10.3		12.3	7.5
	Clinics	%	2.3			1.6			2.3	2.3		0.0	4.9
	Other	%	8.7			7.8			12.8	5.9		6.5	9.3
	Unsure	%	0.7			0.0			1.7	0.0		2.3	0.0

*Values are based on the percentage of positive responses to a specific response option (columns exceed 100%) **Multifrequency tab based on multiple responses



2022-2239 – Diabetes Canada – Advocacy – STAT SHEET

		Region							Gender		Age		
		Canada	Atlantic	Quebec	Ontario	Prairies	British Columbia	Male	Female	18 to 34	35 to 54	55 plus	
		2022-11											
Question 21 - [IF HEARD OF DIABETES CANADA AND USED THEIR SERVICES] What services or information did you use? [OPEN]	Total	Unwgt N	106	7	11	53	23	12	45	61	13	37	56
		Wgt N	103	4	9	58	21	11	44	59	25	29	49
	Website/ media	%	40.7			41.7			41.2	40.4		35.4	37.0
	Donations (money/clothing)	%	7.4			8.0			3.4	10.3		8.8	10.3
	Meetings/ Forum	%	3.5			1.5			5.4	2.2		3.6	5.3
	Nutritional/diet guides and resources	%	13.0			15.1			17.4	9.7		17.1	10.0
	Information on gestational diabetes	%	0.4			0.0			0.0	0.7		1.5	0.0
	Information sessions/courses /Webinars	%	6.0			7.1			11.6	1.8		2.5	3.9
	Reading materials/pamphlets/books	%	2.8			1.5			1.9	3.5		2.7	4.3
	Blood glucose measuring/testing	%	4.3			3.7			3.1	5.1		3.0	7.2
	Pre-diabetic symptoms/risk factors	%	3.7			5.4			0.0	6.4		2.8	1.4
	Cost and coverage information	%	1.5			1.4			0.0	2.5		2.8	1.4
	General information	%	6.4			6.1			2.0	9.7		11.6	6.6
	Clinics	%	2.1			1.5			1.9	2.2		0.0	4.3
	Other	%	7.7			7.0			10.7	5.5		6.1	8.2
	Unsure	%	0.6			0.0			1.4	0.0		2.2	0.0

*Values are based on the proportion an activity represents of all response options (columns add up to 100%). **Multifrequency tab based on multiple responses

		Region							Gender		Age		
		Canada	Atlantic	Quebec	Ontario	Prairies	British Columbia	Male	Female	18 to 34	35 to 54	55 plus	
		2022-11											
Question 22 – [IF HEARD OF DIABETES CANADA AND USED THEIR SERVICES] On a scale from 0 to 10 where 0 is not satisfied at all and 10 is very satisfied, how satisfied where you overall with the services of information you received?	Total	Unwgt N	98	8	12	50	16	12	38	60	11	36	51
		Wgt N	94	5	10	54	14	11	36	58	21	28	45
		Mean	7.7			7.9			7.7	7.8		8.1	7.4
		Median	8.0			8.0			8.0	8.0		8.0	8.0
	Not at all satisfied (0)	%	2.0			3.6			2.3	1.8		0.0	4.3
	1	%	0.7			0.0			0.0	1.2		0.0	1.5
	2	%	2.5			0.0			2.9	2.2		3.8	2.8
	3	%	1.1			2.0			0.0	1.8		0.0	2.4
	5	%	5.8			5.6			13.0	1.4		5.5	3.9
	6	%	10.3			7.1			8.6	11.4		2.9	14.1
	7	%	16.3			18.0			8.4	21.1		18.5	14.9
	8	%	13.4			12.1			16.4	11.5		14.8	15.1
	9	%	15.6			16.5			15.4	15.6		17.0	12.2
	Very satisfied (10)	%	28.2			30.6			26.8	29.0		26.7	26.9
Unsure	%	4.1			4.6			6.1	2.8		10.7	1.9	

Nanos conducted an RDD dual frame (land- and cell- lines) hybrid telephone and online random survey of 1,043 Canadians, 18 years of age or older, between October 28th to November 1st, 2022. The margin of error this survey is ±3.0 percentage points, 19 times out of 20. *Columns with n values under 30 have been shaded.



2022-2239 – Diabetes Canada – Advocacy – STAT SHEET

			Region					Gender		Age			
			Canada 2022-11	Atlantic	Quebec	Ontario	Prairies	British Columbia	Male	Female	18 to 34	35 to 54	55 plus
Question 23 – [IF HEARD OF DIABETES CANADA BUT DID NOT USE SERVICES] Where have you searched, if anywhere, for information on diabetes or diabetes services? [OPEN]	Total	Unwgt N	460	48	52	179	109	72	221	239	59	183	218
		Wgt N	434	34	54	195	90	61	206	228	111	144	179
	Internet/Google search	%	36.1	36.7	50.6	32.3	38.9	31.1	31.3	40.5	45.6	36.5	30.0
	I have not searched for info/nowhere	%	41.6	40.2	28.6	46.1	33.0	51.9	48.5	35.3	33.1	41.8	46.6
	My doctor/doctor's office	%	10.9	11.8	11.8	11.0	12.5	6.9	11.1	10.8	5.8	14.6	11.1
	Medical journals/magazines/textbooks	%	3.7	6.3	2.8	3.5	5.9	0.0	4.2	3.2	1.6	4.3	4.4
	Public Health	%	0.5	0.0	0.0	0.6	1.1	0.0	0.0	0.9	0.0	0.3	0.9
	Books/Library	%	1.2	0.0	2.8	1.0	1.2	1.1	1.6	0.8	0.0	1.7	1.5
	Hospital	%	1.3	3.2	0.0	1.5	1.6	0.0	1.3	1.3	2.0	1.2	0.9
	Provincial government	%	2.2	8.0	1.6	0.4	5.9	0.0	1.3	3.1	6.4	1.2	0.5
	Diabetes Canada	%	1.5	1.8	1.6	2.1	0.5	1.1	0.3	2.7	0.0	1.5	2.5
	Local Diabetes clinic/association/program	%	2.2	3.1	1.6	1.4	4.1	2.1	1.9	2.5	1.6	2.6	2.3
	Mayo Clinic	%	1.2	0.0	0.0	1.5	1.3	2.0	1.5	0.9	0.0	1.4	1.8
	Health care professional (Pharmacist, Podiatrist, Ophthalmologist, Dietician)	%	5.2	9.6	5.6	6.3	4.7	0.0	3.7	6.6	3.5	3.0	8.1
	Talked to family/friend/colleague	%	4.5	4.9	4.0	5.0	5.8	1.1	3.8	5.1	9.0	2.3	3.5
	I am a health care professional	%	1.1	2.0	0.0	0.6	0.0	4.9	0.8	1.3	1.5	0.4	1.4
	Media/news/TV	%	1.3	1.8	1.2	0.4	2.8	2.0	2.1	0.7	1.6	2.4	0.4
	Natural medicine/alternative treatment	%	0.4	0.0	1.6	0.0	1.2	0.0	0.5	0.4	0.0	1.3	0.0
	CDC	%	0.3	0.0	0.0	0.4	0.5	0.0	0.4	0.2	0.0	0.3	0.5
	Other	%	3.8	0.0	9.5	3.1	5.0	1.1	3.4	4.1	4.1	3.3	4.0
	Unsure	%	0.1	1.8	0.0	0.0	0.0	0.0	0.3	0.0	0.0	0.0	0.4

*Values are based on the percentage of positive responses to a specific response option (columns exceed 100%) **Multifrequency tab based on multiple responses



2022-2239 – Diabetes Canada – Advocacy – STAT SHEET

			Region					Gender		Age			
			Canada 2022-11	Atlantic	Quebec	Ontario	Prairies	British Columbia	Male	Female	18 to 34	35 to 54	55 plus
Question 23 – [IF HEARD OF DIABETES CANADA BUT DID NOT USE SERVICES] Where have you searched, if anywhere, for information on diabetes or diabetes services? [OPEN]	Total	Unwgt N	552	67	63	214	132	76	261	291	69	222	261
		Wgt N	517	45	67	228	114	64	242	275	129	173	216
	Internet/Google search	%	30.3	28.0	41.0	27.6	30.9	29.5	26.6	33.6	39.4	30.3	24.9
	I have not searched for info/nowhere	%	34.9	30.6	23.2	39.4	26.2	49.3	41.1	29.3	28.6	34.8	38.7
	My doctor/doctor's office	%	9.2	9.0	9.6	9.4	9.9	6.5	9.4	8.9	5.0	12.1	9.2
	Medical journals/magazines/textbooks	%	3.1	4.8	2.3	3.0	4.7	0.0	3.5	2.7	1.4	3.6	3.7
	Public Health	%	0.4	0.0	0.0	0.5	0.9	0.0	0.0	0.7	0.0	0.3	0.7
	Books/Library	%	1.0	0.0	2.3	0.8	0.9	1.0	1.3	0.7	0.0	1.4	1.2
	Hospital	%	1.1	2.5	0.0	1.3	1.3	0.0	1.1	1.1	1.7	1.0	0.8
	Provincial government	%	1.9	6.1	1.3	0.4	4.7	0.0	1.1	2.6	5.6	1.0	0.4
	Diabetes Canada	%	1.3	1.4	1.3	1.8	0.4	1.1	0.3	2.2	0.0	1.2	2.1
	Local Diabetes clinic/association/program	%	1.8	2.4	1.3	1.2	3.2	2.0	1.6	2.1	1.4	2.2	1.9
	Mayo Clinic	%	1.0	0.0	0.0	1.3	1.0	1.9	1.3	0.8	0.0	1.2	1.5
	Health care professional (Pharmacist, Podiatrist, Ophthalmologist, Dietician)	%	4.4	7.3	4.6	5.3	3.7	0.0	3.1	5.5	3.1	2.5	6.7
	Talked to family/friend/colleague	%	3.8	3.7	3.2	4.2	4.6	1.1	3.2	4.3	7.7	1.9	2.9
	I am a health care professional	%	0.9	1.5	0.0	0.5	0.0	4.7	0.7	1.1	1.3	0.3	1.1
	Media/news/TV	%	1.1	1.4	0.9	0.4	2.3	1.9	1.8	0.6	1.4	2.0	0.3
	Natural medicine/alternative treatment	%	0.4	0.0	1.3	0.0	0.9	0.0	0.4	0.3	0.0	1.1	0.0
	CDC	%	0.3	0.0	0.0	0.4	0.4	0.0	0.3	0.2	0.0	0.3	0.4
	Other	%	3.2	0.0	7.7	2.7	4.0	1.0	2.9	3.4	3.5	2.7	3.3
	Unsure	%	0.1	1.4	0.0	0.0	0.0	0.0	0.3	0.0	0.0	0.0	0.3

*Values are based on the proportion an activity represents of all response options (columns add up to 100%). **Multifrequency tab based on multiple responses

Out of the following potential priorities for Diabetes Canada, please rank the top three priorities you would like it to focus on with 1 being the most important, 2 the second most important and 3 the third most important: [RANDOMIZE]

			Region					Gender		Age			
			Canada 2022-11	Atlantic	Quebec	Ontario	Prairies	British Columbia	Male	Female	18 to 34	35 to 54	55 plus
Question 24 - Rank 1	Total	Unwgt N	1014	90	226	341	200	157	508	506	145	400	469
		Wgt N	976	65	226	378	170	136	479	497	266	311	399
	Providing educational tools on diabetes	%	14.2	9.1	19.0	13.3	12.8	12.7	14.2	14.1	13.2	16.1	13.3
	Hosting camps for children living with type 1 diabetes	%	5.7	5.4	5.8	5.7	4.9	7.0	3.5	7.9	4.3	5.9	6.6
	Advocating for improved access to diabetes medicines, devices and services	%	31.3	36.5	24.7	32.8	37.7	27.5	28.1	34.4	36.4	30.6	28.4
	Funding diabetes research	%	26.2	22.1	28.1	28.2	22.6	24.1	33.0	19.7	25.3	24.7	28.1
	Providing information and support for people impacted by diabetes	%	20.1	24.9	20.8	16.9	19.6	25.9	18.6	21.5	17.6	20.6	21.3
	Unsure	%	2.5	2.0	1.6	3.1	2.4	2.8	2.6	2.4	3.3	2.1	2.3

Nanos conducted an RDD dual frame (land- and cell- lines) hybrid telephone and online random survey of 1,043 Canadians, 18 years of age or older, between October 28th to November 1st, 2022. The margin of error this survey is ±3.0 percentage points, 19 times out of 20. *Columns with n values under 30 have been shaded.



2022-2239 – Diabetes Canada – Advocacy – STAT SHEET

Out of the following potential priorities for Diabetes Canada, please rank the top three priorities you would like it to focus on with 1 being the most important, 2 the second most important and 3 the third most important: [RANDOMIZE]

Question	Total		Region						Gender		Age			
			Canada 2022-11	Atlantic	Quebec	Ontario	Prairies	British Columbia	Male	Female	18 to 34	35 to 54	55 plus	
24 - Rank 2		Unwgt N	995	88	222	336	197	152	497	498	143	392	460	
		Wgt N	959	64	223	371	168	133	471	488	262	305	393	
		Providing educational tools on diabetes	%	16.5	18.1	15.5	18.0	15.7	14.2	17.5	15.5	13.9	17.1	17.8
		Hosting camps for children living with type 1 diabetes	%	8.1	3.4	11.6	6.8	8.7	7.6	6.9	9.3	8.7	6.7	8.9
		Advocating for improved access to diabetes medicines, devices and services	%	24.7	29.7	19.3	23.6	26.1	32.4	26.1	23.3	24.8	24.4	24.8
		Funding diabetes research	%	21.7	21.5	25.8	22.8	19.7	14.3	20.1	23.2	19.4	23.2	22.1
		Providing information and support for people impacted by diabetes	%	28.5	27.3	27.5	28.8	29.8	28.4	29.2	27.8	32.2	28.4	26.1
		Unsure	%	0.5	0.0	0.3	0.0	0.0	3.0	0.1	0.8	1.0	0.2	0.4

Out of the following potential priorities for Diabetes Canada, please rank the top three priorities you would like it to focus on with 1 being the most important, 2 the second most important and 3 the third most important: [RANDOMIZE]

Question	Total		Region						Gender		Age			
			Canada 2022-11	Atlantic	Quebec	Ontario	Prairies	British Columbia	Male	Female	18 to 34	35 to 54	55 plus	
24 - Rank 3		Unwgt N	974	87	214	333	192	148	484	490	140	385	449	
		Wgt N	937	64	215	367	164	127	458	479	255	298	383	
		Providing educational tools on diabetes	%	19.1	17.9	14.5	18.2	24.2	23.7	19.7	18.6	19.2	21.0	17.6
		Hosting camps for children living with type 1 diabetes	%	14.5	21.6	14.3	16.1	11.4	10.9	13.1	15.9	12.3	13.2	17.0
		Advocating for improved access to diabetes medicines, devices and services	%	17.5	13.2	23.6	16.0	15.8	15.4	19.6	15.4	16.4	17.0	18.5
		Funding diabetes research	%	19.5	20.0	18.2	18.7	20.1	22.9	19.3	19.6	20.7	19.6	18.6
		Providing information and support for people impacted by diabetes	%	27.8	26.3	29.4	28.3	27.0	25.6	27.3	28.3	30.5	27.6	26.2
		Unsure	%	1.6	1.1	0.0	2.7	1.6	1.4	1.1	2.1	0.9	1.7	2.0

Nanos conducted an RDD dual frame (land- and cell- lines) hybrid telephone and online random survey of 1,043 Canadians, 18 years of age or older, between October 28th to November 1st, 2022. The margin of error this survey is ±3.0 percentage points, 19 times out of 20. *Columns with n values under 30 have been shaded.

2022-2239 – Diabetes Canada – Advocacy – STAT SHEET

Are the following important, somewhat important, somewhat not important or not important when it comes to diabetes: [RANDOMIZE]

			Region					Gender		Age			
			Canada 2022-11	Atlantic	Quebec	Ontario	Prairies	British Columbia	Male	Female	18 to 34	35 to 54	55 plus
Question 25 - That healthcare providers have access to the most recent, best practice tools and guidelines through point-of-care technology and electronic medical records right where care is provided (i.e. clinics, diabetes education centres, etc.)	Total	Unwgt N	1043	93	231	352	207	160	522	521	145	414	484
		Wgt N	999	67	231	388	175	138	490	509	266	321	412
	Important	%	80.5	88.9	66.0	86.5	82.4	81.7	77.9	83.1	79.6	76.3	84.4
	Somewhat important	%	16.3	9.2	31.1	9.7	13.9	16.6	19.8	12.9	17.0	19.6	13.3
	Somewhat not important	%	0.4	1.0	0.3	0.3	0.7	0.4	0.1	0.7	0.0	0.8	0.4
	Not important	%	0.5	0.9	0.0	0.6	0.6	0.5	0.5	0.4	0.9	0.3	0.3
	Unsure	%	2.3	0.0	2.6	2.9	2.4	0.9	1.7	2.8	2.5	3.0	1.5

Are the following important, somewhat important, somewhat not important or not important when it comes to diabetes: [RANDOMIZE]

			Region					Gender		Age			
			Canada 2022-11	Atlantic	Quebec	Ontario	Prairies	British Columbia	Male	Female	18 to 34	35 to 54	55 plus
Question 26 - That people with diabetes are given the best diabetes care based on scientific evidence during their visit with their healthcare provider	Total	Unwgt N	1041	93	231	352	206	159	523	518	144	414	483
		Wgt N	996	67	231	388	174	136	491	505	264	321	411
	Important	%	85.3	92.8	75.3	88.6	86.4	87.6	84.8	85.8	85.9	83.0	86.7
	Somewhat important	%	12.0	7.2	22.3	8.6	10.2	9.2	12.6	11.5	11.6	13.9	10.8
	Somewhat not important	%	0.5	0.0	0.0	0.0	1.9	0.9	0.1	0.8	0.0	0.4	0.8
	Not important	%	0.4	0.0	0.4	0.6	0.6	0.0	0.4	0.4	0.9	0.3	0.2
Unsure	%	1.8	0.0	2.0	2.3	0.9	2.3	2.1	1.5	1.7	2.3	1.5	

Are the following important, somewhat important, somewhat not important or not important when it comes to diabetes: [RANDOMIZE]

			Region					Gender		Age			
			Canada 2022-11	Atlantic	Quebec	Ontario	Prairies	British Columbia	Male	Female	18 to 34	35 to 54	55 plus
Question 27 - That there be similar supports for people managing diabetes across Canada	Total	Unwgt N	1038	93	231	351	206	157	522	516	145	411	482
		Wgt N	996	67	231	387	174	136	490	506	266	319	411
	Important	%	68.8	84.1	55.4	72.5	69.2	72.5	64.7	72.7	62.6	67.2	74.0
	Somewhat important	%	26.0	14.3	34.2	23.2	25.0	27.0	30.2	21.9	30.2	27.7	21.9
	Somewhat not important	%	2.1	1.6	2.9	1.6	3.8	0.0	2.0	2.1	3.5	1.6	1.5
	Not important	%	1.0	0.0	2.4	0.6	1.0	0.0	1.4	0.5	1.4	1.3	0.4
Unsure	%	2.2	0.0	5.1	2.1	0.9	0.5	1.7	2.7	2.3	2.2	2.2	



2022-2239 – Diabetes Canada – Advocacy – By Proximity to Diabetes – STAT SHEET

Question 4 – Which of the following statements best describe you:[RANDOMIZE – MULTISELECT]

			Canada 2022-11	Neither I nor anyone I am a caregiver for has diabetes	I have diabetes	I am a caregiver for a friend or family member who has diabetes
Question 1 –	Total	Unwgt N	940	705	126	118
What would you say are the biggest challenges for people living with diabetes? [OPEN]		Wgt N	902	695	106	109
	Diet and exercise to control/maintain health	%	38.8	37.5	44.7	40.3
	Cost of supplies/medicine/insulin/healthy food	%	17.0	15.5	19.8	24.1
	Glucose monitoring/controlling blood sugar levels / insulin levels / Managing disease	%	20.3	19.7	28.1	16.6
	Access to medication/health supports	%	11.4	12.6	6.5	10.0
	Lack of understanding of the disease/ how to manage the disease/ education	%	4.7	4.5	6.2	6.0
	Comorbidities/ health complications	%	9.2	10.6	3.1	5.1
	Biased approach to treatment by health professionals	%	0.1	0.0	0.8	0.8
	Having to regularly test/take medication/seek care	%	5.9	5.9	4.8	6.7
	Failing healthcare system/pandemic	%	0.3	0.3	0.8	0.0
	Stigma of disease	%	0.3	0.1	2.0	0.0
	Unpredictability of disease	%	0.8	0.6	0.0	3.1
	Quality of life/living with the disease	%	4.2	4.3	3.7	3.7
	Other	%	1.6	1.6	2.4	0.7
	Unsure	%	2.8	3.7	0.0	0.0

*Values are based on the percentage of positive responses to a specific response option (columns exceed 100%) **Multifrequency tab based on multiple responses

Question 4 – Which of the following statements best describe you:[RANDOMIZE – MULTISELECT]

			Canada 2022-11	Neither I nor anyone I am a caregiver for has diabetes	I have diabetes	I am a caregiver for a friend or family member who has diabetes
Question 1 –	Total	Unwgt N	1103	819	156	140
What would you say are the biggest challenges for people living with diabetes? [OPEN]		Wgt N	1059	811	130	128
	Diet and exercise to control/maintain health	%	33.1	32.2	36.4	34.4
	Cost of supplies/medicine/insulin/healthy food	%	14.4	13.3	16.1	20.6
	Glucose monitoring/controlling blood sugar levels / insulin levels / Managing disease	%	17.3	16.9	22.9	14.2
	Access to medication/health supports	%	9.7	10.8	5.3	8.6
	Lack of understanding of the disease/ how to manage the disease/ education	%	4.0	3.8	5.0	5.1
	Comorbidities/ health complications	%	7.8	9.1	2.5	4.4
	Biased approach to treatment by health professionals	%	0.1	0.0	0.6	0.6
	Having to regularly test/take medication/seek care	%	5.0	5.0	3.9	5.7
	Failing healthcare system/pandemic	%	0.3	0.3	0.7	0.0
	Stigma of disease	%	0.3	0.1	1.6	0.0
	Unpredictability of disease	%	0.7	0.5	0.0	2.6
	Quality of life/living with the disease	%	3.6	3.7	3.0	3.2
	Other	%	1.3	1.3	2.0	0.6
	Unsure	%	2.4	3.2	0.0	0.0

*Values are based on the proportion an activity represents of all response options (columns add up to 100%). **Multifrequency tab based on multiple responses

Nanos conducted an RDD dual frame (land- and cell- lines) hybrid telephone and online random survey of 1,043 Canadians, 18 years of age or older, between October 28th and November 1st, 2022. The margin of error this survey is ±3.0 percentage points, 19 times out of 20. Columns with a sample size of less than 30 have been shaded.



2022-2239 – Diabetes Canada – Advocacy – By Proximity to Diabetes – STAT SHEET

		Question 4 – Which of the following statements best describe you:[RANDOMIZE – MULTISELECT]				
		Canada 2022-11	Neither I nor anyone I am a caregiver for has diabetes	I have diabetes	I am a caregiver for a friend or family member who has diabetes	
Question 2 – Which of the following potential complications of diabetes are you aware of? (Select as many as apply)[RANDOMIZE]	Total	Unwgt N	1028	771	138	128
		Wgt N	983	756	116	119
	Heart disease and stroke	%	66.6	62.2	82.8	80.9
	Leg or foot amputations	%	89.3	88.9	89.4	92.2
	Kidney disease	%	62.1	57.8	80.2	74.1
	Eye damage	%	75.4	72.4	86.3	85.4
	High blood pressure	%	61.7	58.7	74.3	70.8
	Mental Health issues	%	32.6	30.5	32.2	48.9
None of the above	%	2.4	2.7	2.6	0.0	

*Values are based on the percentage of positive responses to a specific response option (columns exceed 100%) **Multifrequency tab based on multiple responses

		Question 4 – Which of the following statements best describe you:[RANDOMIZE – MULTISELECT]				
		Canada 2022-11	Neither I nor anyone I am a caregiver for has diabetes	I have diabetes	I am a caregiver for a friend or family member who has diabetes	
Question 2 – Which of the following potential complications of diabetes are you aware of? (Select as many as apply)[RANDOMIZE]	Total	Unwgt N	4028	2880	613	586
		Wgt N	3834	2823	518	537
	Heart disease and stroke	%	17.1	16.7	18.5	17.9
	Leg or foot amputations	%	22.9	23.8	20.0	20.4
	Kidney disease	%	15.9	15.5	17.9	16.4
	Eye damage	%	19.3	19.4	19.3	18.9
	High blood pressure	%	15.8	15.7	16.6	15.7
	Mental Health issues	%	8.3	8.2	7.2	10.8
None of the above	%	0.6	0.7	0.6	0.0	

*Values are based on the proportion an activity represents of all response options (columns add up to 100%). **Multifrequency tab based on multiple responses

		Question 4 – Which of the following statements best describe you:[RANDOMIZE – MULTISELECT]				
		Canada 2022-11	Neither I nor anyone I am a caregiver for has diabetes	I have diabetes	I am a caregiver for a friend or family member who has diabetes	
Question 3 – Do you believe that people living with diabetes in Canada have too much, the right amount or not enough access to medicines, devices, and supplies to help them live healthy and productive lives?	Total	Unwgt N	1032	774	137	130
		Wgt N	991	761	115	123
	Too much	%	0.9	1.1	0.0	0.8
	The right amount	%	29.6	28.1	35.4	32.0
	Not enough	%	43.5	39.1	57.6	61.0
Unsure	%	25.9	31.7	7.0	6.3	

Nanos conducted an RDD dual frame (land- and cell- lines) hybrid telephone and online random survey of 1,043 Canadians, 18 years of age or older, between October 28th and November 1st, 2022. The margin of error this survey is ±3.0 percentage points, 19 times out of 20. Columns with a sample size of less than 30 have been shaded.



2022-2239 – Diabetes Canada – Advocacy – By Proximity to Diabetes – STAT SHEET

Question 4 – Which of the following statements best describe you:[RANDOMIZE – MULTISELECT]

			Canada 2022-11	Neither I nor anyone I am a caregiver for has diabetes	I have diabetes	I am a caregiver for a friend or family member who has diabetes
Question 5 – [IF HAS DIABETES OR IS CAREGIVER FOR SOMEONE WITH DIABETES] Do you find it difficult, somewhat difficult, somewhat not difficult or not difficult to pay all your health-care expenses related to diabetes?	Total	Unwgt N	258	0	138	129
		Wgt N	230	0	116	122
	Difficult	%	8.6		8.6	8.9
	Somewhat difficult	%	28.8		24.4	32.5
	Somewhat not difficult	%	15.3		13.0	17.3
	Not difficult	%	32.0		48.0	17.7
	Unsure	%	1.3		0.8	1.8
	Not applicable/I don't pay for healthcare related bills	%	13.9		5.2	21.8

Question 4 – Which of the following statements best describe you:[RANDOMIZE – MULTISELECT]

			Canada 2022-11	Neither I nor anyone I am a caregiver for has diabetes	I have diabetes	I am a caregiver for a friend or family member who has diabetes
Question 6 – [IF IS CAREGIVER FOR SOMEONE WITH DIABETES] In the past six months, on how many days has the person with diabetes for whom you care had to miss work due to living with or managing diabetes?	Total	Unwgt N	130	0	9	130
		Wgt N	123	0	8	123
		Mean	13.6			13.6
		Median	5.0			5.0
	1	%	1.3			1.3
	2	%	0.7			0.7
	3	%	0.3			0.3
	5	%	1.6			1.6
	14	%	1.3			1.3
	15	%	0.6			0.6
	None	%	38.1			38.1
90	%	0.5			0.5	
Not Applicable/They don't work	%	55.5			55.5	

Question 4 – Which of the following statements best describe you:[RANDOMIZE – MULTISELECT]

			Canada 2022-11	Neither I nor anyone I am a caregiver for has diabetes	I have diabetes	I am a caregiver for a friend or family member who has diabetes
Question 7 – [IF HAS DIABETES] In the past six months, on how many days have you had to miss work due to living with or managing diabetes?	Total	Unwgt N	137	0	137	9
		Wgt N	114	0	114	8
		Mean	6.2		6.2	
		Median	7.0		7.0	
	2	%	2.0		2.0	
	5	%	0.6		0.6	
	7	%	2.1		2.1	
	20	%	0.5		0.5	
	None	%	48.4		48.4	
Not Applicable/I don't work	%	46.4		46.4		

Nanos conducted an RDD dual frame (land- and cell- lines) hybrid telephone and online random survey of 1,043 Canadians, 18 years of age or older, between October 28th and November 1st, 2022. The margin of error this survey is ±3.0 percentage points, 19 times out of 20. Columns with a sample size of less than 30 have been shaded.



2022-2239 – Diabetes Canada – Advocacy – By Proximity to Diabetes – STAT SHEET

		Question 4 – Which of the following statements best describe you:[RANDOMIZE – MULTISELECT]				
			Neither I nor anyone I am a caregiver for has diabetes	I have diabetes	I am a caregiver for a friend or family member who has diabetes	
		Canada 2022-11				
Question 8 – [IF HAS DIABETES]	Total	Unwgt N	137	0	137	9
Thinking about the last time you consulted your primary health care provider for any reason, did you discuss or not discuss diabetes with them?		Wgt N	114	0	114	8
	Discussed diabetes	%	79.0		79.0	
	Did not discuss diabetes	%	20.5		20.5	
	Unsure	%	0.5		0.5	

		Question 4 – Which of the following statements best describe you:[RANDOMIZE – MULTISELECT]				
			Neither I nor anyone I am a caregiver for has diabetes	I have diabetes	I am a caregiver for a friend or family member who has diabetes	
		Canada 2022-11				
Question 9 – [IF HAS DIABETES]	Total	Unwgt N	137	0	137	9
Have you ever experienced discrimination related to diabetes?		Wgt N	115	0	115	8
	Yes	%	9.4		9.4	
	No	%	90.6		90.6	

[NOTE: Question 10 had too few responses to report]

		Question 4 – Which of the following statements best describe you:[RANDOMIZE – MULTISELECT]				
			Neither I nor anyone I am a caregiver for has diabetes	I have diabetes	I am a caregiver for a friend or family member who has diabetes	
		Canada 2022-11				
Question 11 – Are you aware or not aware that on October 5th, the federal Minister of Health, Jean-Yves Duclos, tabled the Framework for Diabetes in Canada in Parliament?	Total	Unwgt N	1024	769	135	129
		Wgt N	982	756	113	121
	Aware	%	2.6	2.6	3.4	3.4
	Not aware	%	97.4	97.4	96.6	96.6

[NOTE: Question 10 had too few responses to report]

		Question 4 – Which of the following statements best describe you:[RANDOMIZE – MULTISELECT]				
			Neither I nor anyone I am a caregiver for has diabetes	I have diabetes	I am a caregiver for a friend or family member who has diabetes	
		Canada 2022-11				
Question 12 – [THOSE AWARE] What have you heard about it? [OPEN]	Total	Unwgt N	22	18	2	3
		Wgt N	24	19	3	4
	Managing price of insulin/medications	%				
	Not much/very little/that it was tabled	%				
	Covering costs/rebates for devices or medications	%				
	Priority for the government	%				
	Not effective/not a good plan	%				
	Other	%				

Nanos conducted an RDD dual frame (land- and cell- lines) hybrid telephone and online random survey of 1,043 Canadians, 18 years of age or older, between October 28th and November 1st, 2022. The margin of error this survey is ±3.0 percentage points, 19 times out of 20. Columns with a sample size of less than 30 have been shaded.



2022-2239 – Diabetes Canada – Advocacy – By Proximity to Diabetes – STAT SHEET

The Framework for Diabetes in Canada was developed in consultation with people impacted by diabetes, health groups, and all levels of government. It provides policy direction to align efforts and support improved access to prevention and treatment for all types of diabetes.

Would you support, somewhat support, somewhat oppose or oppose the following: [ROTATE Q13-14]

		Question 4 – Which of the following statements best describe you:[RANDOMIZE – MULTISELECT]					
			Canada 2022-11	Neither I nor anyone I am a caregiver for has diabetes	I have diabetes	I am a caregiver for a friend or family member who has diabetes	
Question 13 – The federal government committing the necessary resources in the 2023 Budget to implement the Framework for Diabetes in Canada	Total	Unwgt N	1026	769	137	129	
		Wgt N	987	758	115	122	
	Support	%	60.3	59.2	63.1	64.4	
	Somewhat support	%	27.0	27.6	25.7	24.5	
	Somewhat oppose	%	2.3	1.9	2.2	4.4	
	Oppose	%	2.9	3.3	2.0	1.4	
	Unsure	%	7.5	8.1	7.0	5.3	

Would you support, somewhat support, somewhat oppose or oppose the following: [ROTATE Q13-14]

		Question 4 – Which of the following statements best describe you:[RANDOMIZE – MULTISELECT]					
			Canada 2022-11	Neither I nor anyone I am a caregiver for has diabetes	I have diabetes	I am a caregiver for a friend or family member who has diabetes	
Question 14 – The creation of an independent oversight body that would supervise the implementation of the Framework for Diabetes in Canada that would include health care professionals, people affected by diabetes and other professionals	Total	Unwgt N	1029	771	138	129	
		Wgt N	989	759	116	122	
	Support	%	55.6	55.8	51.0	58.9	
	Somewhat support	%	29.0	28.0	35.7	28.0	
	Somewhat oppose	%	4.5	4.3	4.5	5.2	
	Oppose	%	3.6	3.8	3.5	2.0	
	Unsure	%	7.3	8.0	5.3	5.9	

Question 4 – Which of the following statements best describe you:[RANDOMIZE – MULTISELECT]

			Canada 2022-11	Neither I nor anyone I am a caregiver for has diabetes	I have diabetes	I am a caregiver for a friend or family member who has diabetes	
Question 15 – Would you support, somewhat support, somewhat oppose or oppose your provincial/territorial government committing the necessary resources in a provincial/territorial framework or strategy to improve screening for, and treatment of, all types of diabetes in your province/territory?	Total	Unwgt N	1029	771	138	129	
		Wgt N	988	759	116	122	
	Support	%	65.3	64.1	68.5	71.2	
	Somewhat support	%	26.2	26.9	28.0	19.6	
	Somewhat oppose	%	2.8	2.5	0.7	6.0	
	Oppose	%	2.3	2.8	0.0	1.2	
Unsure	%	3.4	3.7	2.8	2.0		

Nanos conducted an RDD dual frame (land- and cell- lines) hybrid telephone and online random survey of 1,043 Canadians, 18 years of age or older, between October 28th and November 1st, 2022. The margin of error this survey is ±3.0 percentage points, 19 times out of 20. Columns with a sample size of less than 30 have been shaded.



2022-2239 – Diabetes Canada – Advocacy – By Proximity to Diabetes – STAT SHEET

On a scale from 0 to 10 where 0 is not at all important and 10 is extremely important, how important are the following: [RANDOMIZE]

Question 4 – Which of the following statements best describe you: [RANDOMIZE – MULTISELECT]

			Canada 2022-11	Neither I nor anyone I am a caregiver for has diabetes	I have diabetes	I am a caregiver for a friend or family member who has diabetes	
Question 16 – Conducting annual reporting and data collection to improve health outcomes for people living with diabetes	Total	Unwgt N	1031	772	138	130	
		Wgt N	990	759	116	123	
		Mean	8.0	7.9	8.4	8.0	
		Median	8.0	8.0	9.0	8.0	
		Not at all important (0)	%	0.8	0.7	0.8	1.3
		1	%	0.4	0.5	0.0	0.3
		2	%	0.5	0.6	0.0	0.9
		3	%	2.3	2.4	1.4	2.6
		4	%	1.5	1.5	1.5	2.4
		5	%	6.3	6.9	4.9	3.3
		6	%	7.1	6.7	7.7	9.2
		7	%	15.5	16.5	11.1	14.1
		8	%	18.5	19.2	14.6	16.1
		9	%	12.9	12.2	16.5	13.4
	Extremely important (10)	%	31.4	29.5	40.4	35.6	
	Unsure	%	2.7	3.3	1.1	0.7	

On a scale from 0 to 10 where 0 is not at all important and 10 is extremely important, how important are the following: [RANDOMIZE]

Question 4 – Which of the following statements best describe you: [RANDOMIZE – MULTISELECT]

			Canada 2022-11	Neither I nor anyone I am a caregiver for has diabetes	I have diabetes	I am a caregiver for a friend or family member who has diabetes	
Question 17 – Conducting more research into the causes of diabetes	Total	Unwgt N	1031	773	137	130	
		Wgt N	990	760	115	123	
		Mean	8.2	8.0	8.8	8.5	
		Median	9.0	8.0	10.0	9.0	
		Not at all important (0)	%	0.7	0.9	0.0	0.0
		1	%	0.6	0.5	0.0	1.7
		2	%	1.5	1.9	0.0	0.4
		3	%	1.4	1.6	0.5	0.6
		4	%	2.0	2.1	0.9	1.9
		5	%	5.6	5.8	4.1	5.9
		6	%	5.7	6.0	6.3	3.4
		7	%	11.5	12.1	9.3	11.0
		8	%	18.1	19.1	16.7	12.1
		9	%	11.2	11.2	8.1	13.9
	Extremely important (10)	%	39.4	36.2	54.0	46.8	
	Unsure	%	2.3	2.6	0.0	2.5	

Nanos conducted an RDD dual frame (land- and cell- lines) hybrid telephone and online random survey of 1,043 Canadians, 18 years of age or older, between October 28th and November 1st, 2022. The margin of error this survey is ±3.0 percentage points, 19 times out of 20. Columns with a sample size of less than 30 have been shaded.



2022-2239 – Diabetes Canada – Advocacy – By Proximity to Diabetes – STAT SHEET

On a scale from 0 to 10 where 0 is not at all important and 10 is extremely important, how important are the following: [RANDOMIZE]

Question 4 – Which of the following statements best describe you: [RANDOMIZE – MULTISELECT]

			Canada 2022-11	Neither I nor anyone I am a caregiver for has diabetes	I have diabetes	I am a caregiver for a friend or family member who has diabetes
Question 18 – Conducting more research for the treatment of diabetes	Total	Unwgt N	1031	772	138	130
		Wgt N	990	759	116	123
		Mean	8.5	8.4	9.0	8.9
		Median	9.0	9.0	10.0	10.0
	Not at all important (0)	%	0.3	0.4	0.0	0.0
	1	%	0.2	0.2	0.0	0.0
	2	%	0.8	1.1	0.0	0.0
	3	%	0.6	0.7	0.0	0.9
	4	%	1.1	1.3	0.0	0.7
	5	%	3.9	4.6	2.0	1.1
	6	%	3.4	3.4	2.5	4.3
	7	%	12.7	13.1	10.5	11.5
	8	%	18.5	18.8	17.6	17.0
	9	%	13.9	14.7	10.0	12.1
Extremely important (10)	%	42.7	39.4	56.8	51.4	
Unsure	%	1.8	2.2	0.4	1.0	

Question 4 – Which of the following statements best describe you: [RANDOMIZE – MULTISELECT]

			Canada 2022-11	Neither I nor anyone I am a caregiver for has diabetes	I have diabetes	I am a caregiver for a friend or family member who has diabetes
Question 19 – Have you ever heard or not heard of Diabetes Canada?	Total	Unwgt N	1028	771	137	129
		Wgt N	988	759	115	122
	Heard	%	70.5	67.4	78.9	84.4
	Not heard	%	29.5	32.6	21.1	15.6

Diabetes Canada is a registered national charity whose mission includes serving the 11.7 million Canadians living with diabetes or prediabetes.

Question 4 – Which of the following statements best describe you: [RANDOMIZE – MULTISELECT]

			Canada 2022-11	Neither I nor anyone I am a caregiver for has diabetes	I have diabetes	I am a caregiver for a friend or family member who has diabetes
Question 20 – [IF HEARD] Have you ever consulted or used any of Diabetes Canada’s services or information (i.e. website, call centre, etc.)?	Total	Unwgt N	712	506	106	109
		Wgt N	693	509	89	102
	Yes	%	13.7	8.4	29.3	29.3
	No	%	86.3	91.6	70.7	70.7

Nanos conducted an RDD dual frame (land- and cell- lines) hybrid telephone and online random survey of 1,043 Canadians, 18 years of age or older, between October 28th and November 1st, 2022. The margin of error this survey is ±3.0 percentage points, 19 times out of 20. Columns with a sample size of less than 30 have been shaded.



2022-2239 – Diabetes Canada – Advocacy – By Proximity to Diabetes – STAT SHEET

		Question 4 – Which of the following statements best describe you:[RANDOMIZE – MULTISELECT]				
		Canada 2022-11	Neither I nor anyone I am a caregiver for has diabetes	I have diabetes	I am a caregiver for a friend or family member who has diabetes	
Question 21 – [IF HEARD OF DIABETES CANADA AND USED THEIR SERVICES] What services or information did you use? [OPEN]	Total	Unwgt N	94	39	29	29
		Wgt N	91	41	26	29
	Website/ media	%	45.3	36.1		
	Donations (money/clothing)	%	8.3	11.3		
	Meetings/ Forum	%	4.0	3.1		
	Nutritional/diet guides and resources	%	14.6	12.1		
	Information on gestational diabetes	%	0.5	1.1		
	Information sessions/courses /Webinars	%	6.8	7.4		
	Reading materials/pamphlets/books	%	3.1	3.1		
	Blood glucose measuring/testing	%	4.8	4.8		
	Pre-diabetic symptoms/risk factors	%	4.1	9.3		
	Cost and coverage information	%	1.6	0.0		
	General information	%	7.2	10.0		
	Clinics	%	2.3	0.0		
	Other	%	8.7	12.7		
	Unsure	%	0.7	0.0		

*Values are based on the percentage of positive responses to a specific response option (columns exceed 100%) **Multifrequency tab based on multiple responses

		Question 4 – Which of the following statements best describe you:[RANDOMIZE – MULTISELECT]				
		Canada 2022-11	Neither I nor anyone I am a caregiver for has diabetes	I have diabetes	I am a caregiver for a friend or family member who has diabetes	
Question 21 – [IF HEARD OF DIABETES CANADA AND USED THEIR SERVICES] What services or information did you use? [OPEN]	Total	Unwgt N	105	42	33	34
		Wgt N	102	45	28	33
	Website/ media	%	40.4	32.6	39.2	55.5
	Donations (money/clothing)	%	7.4	10.1	0.0	9.0
	Meetings/ Forum	%	3.6	2.8	8.4	0.0
	Nutritional/diet guides and resources	%	13.1	10.9	15.4	12.4
	Information on gestational diabetes	%	0.4	1.0	0.0	0.0
	Information sessions/courses /Webinars	%	6.0	6.7	2.5	7.3
	Reading materials/pamphlets/books	%	2.8	2.8	3.0	2.3
	Blood glucose measuring/testing	%	4.3	4.3	8.6	0.0
	Pre-diabetic symptoms/risk factors	%	3.7	8.4	0.0	0.0
	Cost and coverage information	%	1.5	0.0	2.4	2.5
	General information	%	6.4	9.0	9.0	2.5
	Clinics	%	2.1	0.0	4.5	2.5
	Other	%	7.8	11.4	4.8	5.9
	Unsure	%	0.6	0.0	2.2	0.0

*Values are based on the proportion an activity represents of all response options (columns add up to 100%). **Multifrequency tab based on multiple responses

Nanos conducted an RDD dual frame (land- and cell- lines) hybrid telephone and online random survey of 1,043 Canadians, 18 years of age or older, between October 28th and November 1st, 2022. The margin of error this survey is ±3.0 percentage points, 19 times out of 20. Columns with a sample size of less than 30 have been shaded.



2022-2239 – Diabetes Canada – Advocacy – By Proximity to Diabetes – STAT SHEET

		Question 4 – Which of the following statements best describe you:[RANDOMIZE – MULTISELECT]				
		Canada 2022-11	Neither I nor anyone I am a caregiver for has diabetes	I have diabetes	I am a caregiver for a friend or family member who has diabetes	
Question 22 – [IF HEARD OF DIABETES CANADA AND USED THEIR SERVICES] On a scale from 0 to 10 where 0 is not satisfied at all and 10 is very satisfied, how satisfied were you overall with the services of information you received?	Total	Unwgt N	97	41	30	29
		Wgt N	94	43	26	29
		Mean	7.8	8.5	6.6	
		Median	8.0	9.0	7.0	
	Not at all satisfied (0)	%	2.0	0.0	3.2	
	1	%	0.7	0.0	2.6	
	2	%	2.5	3.0	4.0	
	3	%	1.1	0.0	4.1	
	5	%	5.9	1.9	6.1	
	6	%	10.4	4.8	20.7	
	7	%	15.8	14.8	17.9	
	8	%	13.5	15.5	10.7	
	9	%	15.6	21.2	5.5	
Very satisfied (10)	%	28.3	36.8	17.0		
Unsure	%	4.1	2.0	8.3		

		Question 4 – Which of the following statements best describe you:[RANDOMIZE – MULTISELECT]				
		Canada 2022-11	Neither I nor anyone I am a caregiver for has diabetes	I have diabetes	I am a caregiver for a friend or family member who has diabetes	
Question 23 – [IF HEARD OF DIABETES CANADA AND NOT USED THEIR SERVICES] Where have you searched, if anywhere, for information on diabetes or diabetes services? [OPEN]	Total	Unwgt N	456	334	69	58
		Wgt N	431	328	58	48
	Internet/Google search	%	36.1	32.2	43.6	50.7
	I have not searched for info/nowhere	%	41.4	50.1	16.8	10.6
	My doctor/doctor's office	%	11.0	5.1	23.9	35.9
	Medical journals/magazines/textbooks	%	3.5	3.0	6.2	5.0
	Public Health	%	0.5	0.1	1.8	1.1
	Books/Library	%	1.2	0.6	5.1	1.7
	Hospital	%	1.3	1.2	1.7	2.5
	Provincial government	%	2.3	2.4	3.0	0.0
	Diabetes Canada	%	1.6	1.4	1.8	2.4
	Local Diabetes clinic/association/program	%	2.2	0.8	10.9	2.7
	Mayo Clinic	%	1.2	1.3	0.0	2.2
	Health care professional (Pharmacist, Podiatrist, Ophthalmologist, Dietician)	%	5.3	1.6	16.5	17.9
	Talked to family/friend/colleague	%	4.5	5.4	0.7	2.6
	I am a health care professional	%	1.1	1.2	1.2	0.0
	Media/news/TV	%	1.4	1.5	0.0	1.7
	Natural medicine/alternative treatment	%	0.4	0.3	1.5	0.0
	CDC	%	0.3	0.4	0.0	0.0
	Other	%	3.8	2.9	6.6	8.3
Unsure	%	0.1	0.2	0.0	0.0	

*Values are based on the percentage of positive responses to a specific response option (columns exceed 100%) **Multifrequency tab based on multiple responses

Nanos conducted an RDD dual frame (land- and cell- lines) hybrid telephone and online random survey of 1,043 Canadians, 18 years of age or older, between October 28th and November 1st, 2022. The margin of error this survey is ±3.0 percentage points, 19 times out of 20. Columns with a sample size of less than 30 have been shaded.



2022-2239 – Diabetes Canada – Advocacy – By Proximity to Diabetes – STAT SHEET

		Question 4 – Which of the following statements best describe you:[RANDOMIZE – MULTISELECT]				
		Canada 2022-11	Neither I nor anyone I am a caregiver for has diabetes	I have diabetes	I am a caregiver for a friend or family member who has diabetes	
Question 23 – [IF HEARD OF DIABETES CANADA AND NOT USED THEIR SERVICES] Where have you searched, if anywhere, for information on diabetes or diabetes services? [OPEN]	Total	Unwgt N	547	374	96	85
		Wgt N	513	367	82	70
	Internet/Google search	%	30.3	28.8	30.8	34.9
	I have not searched for info/nowhere	%	34.7	44.8	11.9	7.3
	My doctor/doctor's office	%	9.2	4.6	16.9	24.7
	Medical journals/magazines/textbooks	%	2.9	2.7	4.4	3.5
	Public Health	%	0.4	0.1	1.3	0.7
	Books/Library	%	1.0	0.6	3.6	1.2
	Hospital	%	1.1	1.1	1.2	1.7
	Provincial government	%	1.9	2.2	2.1	0.0
	Diabetes Canada	%	1.3	1.2	1.3	1.6
	Local Diabetes clinic/association/program	%	1.9	0.7	7.7	1.9
	Mayo Clinic	%	1.0	1.1	0.0	1.5
	Health care professional (Pharmacist, Podiatrist, Ophthalmologist, Dietician)	%	4.4	1.4	11.7	12.3
	Talked to family/friend/colleague	%	3.8	4.8	0.5	1.8
	I am a health care professional	%	0.9	1.1	0.8	0.0
	Media/news/TV	%	1.1	1.4	0.0	1.2
	Natural medicine/alternative treatment	%	0.4	0.3	1.1	0.0
	CDC	%	0.3	0.4	0.0	0.0
	Other	%	3.2	2.6	4.6	5.7
	Unsure	%	0.1	0.2	0.0	0.0

*Values are based on the proportion an activity represents of all response options (columns add up to 100%). **Multifrequency tab based on multiple responses

Out of the following potential priorities for Diabetes Canada, please rank the top three priorities you would like it to focus on with 1 being the most important, 2 the second most important and 3 the third most important: [RANDOMIZE]

		Question 4 – Which of the following statements best describe you:[RANDOMIZE – MULTISELECT]				
		Canada 2022-11	Neither I nor anyone I am a caregiver for has diabetes	I have diabetes	I am a caregiver for a friend or family member who has diabetes	
Question 24 – Rank 1	Total	Unwgt N	1004	752	133	128
		Wgt N	969	744	112	121
	Providing educational tools on diabetes	%	14.2	14.2	13.3	14.9
	Hosting camps for children living with type 1 diabetes	%	5.5	5.2	5.2	7.8
	Advocating for improved access to diabetes medicines, devices and services	%	31.4	31.5	30.0	31.0
	Funding diabetes research	%	26.4	26.4	33.7	21.0
	Providing information and support for people impacted by diabetes	%	19.9	19.9	17.7	22.7
	Unsure	%	2.5	2.9	0.0	2.6

Nanos conducted an RDD dual frame (land- and cell- lines) hybrid telephone and online random survey of 1,043 Canadians, 18 years of age or older, between October 28th and November 1st, 2022. The margin of error this survey is ±3.0 percentage points, 19 times out of 20. Columns with a sample size of less than 30 have been shaded.



2022-2239 – Diabetes Canada – Advocacy – By Proximity to Diabetes – STAT SHEET

Out of the following potential priorities for Diabetes Canada, please rank the top three priorities you would like it to focus on with 1 being the most important, 2 the second most important and 3 the third most important: [RANDOMIZE]

		Question 4 – Which of the following statements best describe you:[RANDOMIZE – MULTISELECT]				
			Canada 2022-11	Neither I nor anyone I am a caregiver for has diabetes	I have diabetes	I am a caregiver for a friend or family member who has diabetes
Question 24 – Rank 2	Total	Unwgt N	986	736	133	126
		Wgt N	953	731	112	118
	Providing educational tools on diabetes	%	16.6	16.3	18.5	15.5
	Hosting camps for children living with type 1 diabetes	%	8.2	7.7	9.3	10.0
	Advocating for improved access to diabetes medicines, devices and services	%	24.5	23.3	29.5	29.5
	Funding diabetes research	%	21.7	21.9	19.7	21.8
	Providing information and support for people impacted by diabetes	%	28.5	30.3	23.0	22.6
	Unsure	%	0.5	0.5	0.0	0.6

Out of the following potential priorities for Diabetes Canada, please rank the top three priorities you would like it to focus on with 1 being the most important, 2 the second most important and 3 the third most important: [RANDOMIZE]

		Question 4 – Which of the following statements best describe you:[RANDOMIZE – MULTISELECT]				
			Canada 2022-11	Neither I nor anyone I am a caregiver for has diabetes	I have diabetes	I am a caregiver for a friend or family member who has diabetes
Question 24 – Rank 3	Total	Unwgt N	965	719	130	125
		Wgt N	931	713	109	117
	Providing educational tools on diabetes	%	19.1	19.2	18.4	19.3
	Hosting camps for children living with type 1 diabetes	%	14.6	15.0	11.2	14.6
	Advocating for improved access to diabetes medicines, devices and services	%	17.4	17.6	21.1	12.6
	Funding diabetes research	%	19.4	18.5	19.8	25.2
	Providing information and support for people impacted by diabetes	%	27.9	28.0	28.2	26.6
	Unsure	%	1.6	1.6	1.3	1.6

Are the following important, somewhat important, somewhat not important or not important when it comes to diabetes: [RANDOMIZE]

		Question 4 – Which of the following statements best describe you:[RANDOMIZE – MULTISELECT]				
			Canada 2022-11	Neither I nor anyone I am a caregiver for has diabetes	I have diabetes	I am a caregiver for a friend or family member who has diabetes
Question 25 – That healthcare providers have access to the most recent, best practice tools and guidelines through point-of-care technology and electronic medical records right where care is provided (i.e. clinics, diabetes education centres, etc.)	Total	Unwgt N	1032	773	138	130
		Wgt N	991	760	116	123
	Important	%	80.6	80.7	77.9	81.9
	Somewhat important	%	16.4	15.9	20.5	16.2
	Somewhat not important	%	0.4	0.4	1.1	0.6
	Not important	%	0.5	0.6	0.0	0.0
	Unsure	%	2.1	2.4	0.5	1.3

Nanos conducted an RDD dual frame (land- and cell- lines) hybrid telephone and online random survey of 1,043 Canadians, 18 years of age or older, between October 28th and November 1st, 2022. The margin of error this survey is ±3.0 percentage points, 19 times out of 20. Columns with a sample size of less than 30 have been shaded.



2022-2239 – Diabetes Canada – Advocacy – By Proximity to Diabetes – STAT SHEET

Are the following important, somewhat important, somewhat not important or not important when it comes to diabetes: [RANDOMIZE]

		Question 4 – Which of the following statements best describe you:[RANDOMIZE – MULTISELECT]				
		Canada 2022-11	Neither I nor anyone I am a caregiver for has diabetes	I have diabetes	I am a caregiver for a friend or family member who has diabetes	
Question 26 – That people with diabetes are given the best diabetes care based on scientific evidence during their visit with their healthcare provider	Total	Unwgt N	1030	771	138	130
		Wgt N	988	757	116	123
	Important	%	85.4	85.8	85.1	83.1
	Somewhat important	%	12.1	11.3	13.8	15.5
	Somewhat not important	%	0.5	0.4	1.1	0.0
	Not important	%	0.4	0.6	0.0	0.0
	Unsure	%	1.6	1.9	0.0	1.3

Are the following important, somewhat important, somewhat not important or not important when it comes to diabetes: [RANDOMIZE]

		Question 4 – Which of the following statements best describe you:[RANDOMIZE – MULTISELECT]				
		Canada 2022-11	Neither I nor anyone I am a caregiver for has diabetes	I have diabetes	I am a caregiver for a friend or family member who has diabetes	
Question 27 – That there be similar supports for people managing diabetes across Canada	Total	Unwgt N	1027	768	138	130
		Wgt N	987	757	116	123
	Important	%	68.9	68.3	71.8	70.6
	Somewhat important	%	25.9	25.6	25.8	27.3
	Somewhat not important	%	2.1	2.5	1.7	0.0
	Not important	%	1.0	1.1	0.0	0.7
	Unsure	%	2.1	2.5	0.8	1.3

Nanos conducted an RDD dual frame (land- and cell- lines) hybrid telephone and online random survey of 1,043 Canadians, 18 years of age or older, between October 28th and November 1st, 2022. The margin of error this survey is ±3.0 percentage points, 19 times out of 20. Columns with a sample size of less than 30 have been shaded.