




Majority of Canadians remain opposed or somewhat opposed to leaving Commonwealth comparing period with Queen Elizabeth II and King Charles III as monarch – Tracking Study.



The research gauged the opinions among Canadians on whether it is a good time to cut ties with the English monarchy as well as their support for withdrawing from the commonwealth, cutting ties with the monarchy and replacing the Governor General with the Prime Minister as the head of state, and cutting ties with the monarchy but keeping the Governor General as head of state.

Nanos Research conducted an RDD dual frame hybrid telephone and online random survey, September 30th to October 3rd, 2022, n=1037, accurate 3.1 percentage points plus or minus, 19 times out of 20.

The research was commissioned and conducted by Nanos Research.

Key Findings

1

Best time for Canada to open the constitution

Four in ten Canadians say that now is a very good (28%) or good (16%) time for Canada to open the constitution and discuss cutting ties with the British monarchy to chart a different path forward for Canada. Residents of Quebec (58%) are most likely to see now as a very good or good time to do so, compared to other residents across Canada.

2

Views on Canada withdrawing from the commonwealth

Canadians are more likely to oppose (39%) than support (20%) Canada withdrawing from the commonwealth. Residents of BC are the more likely to oppose (45%) Canada withdrawing from the commonwealth than residents in Quebec (26%).

3

Support for Canada cutting ties with the monarchy

Five in ten Canadians oppose (36%) or somewhat oppose (14%) Canada cutting ties with the monarchy and having the prime minister become both the head of the government and the head of state replacing the Governor General who is the representative of the Canadian monarch.

4

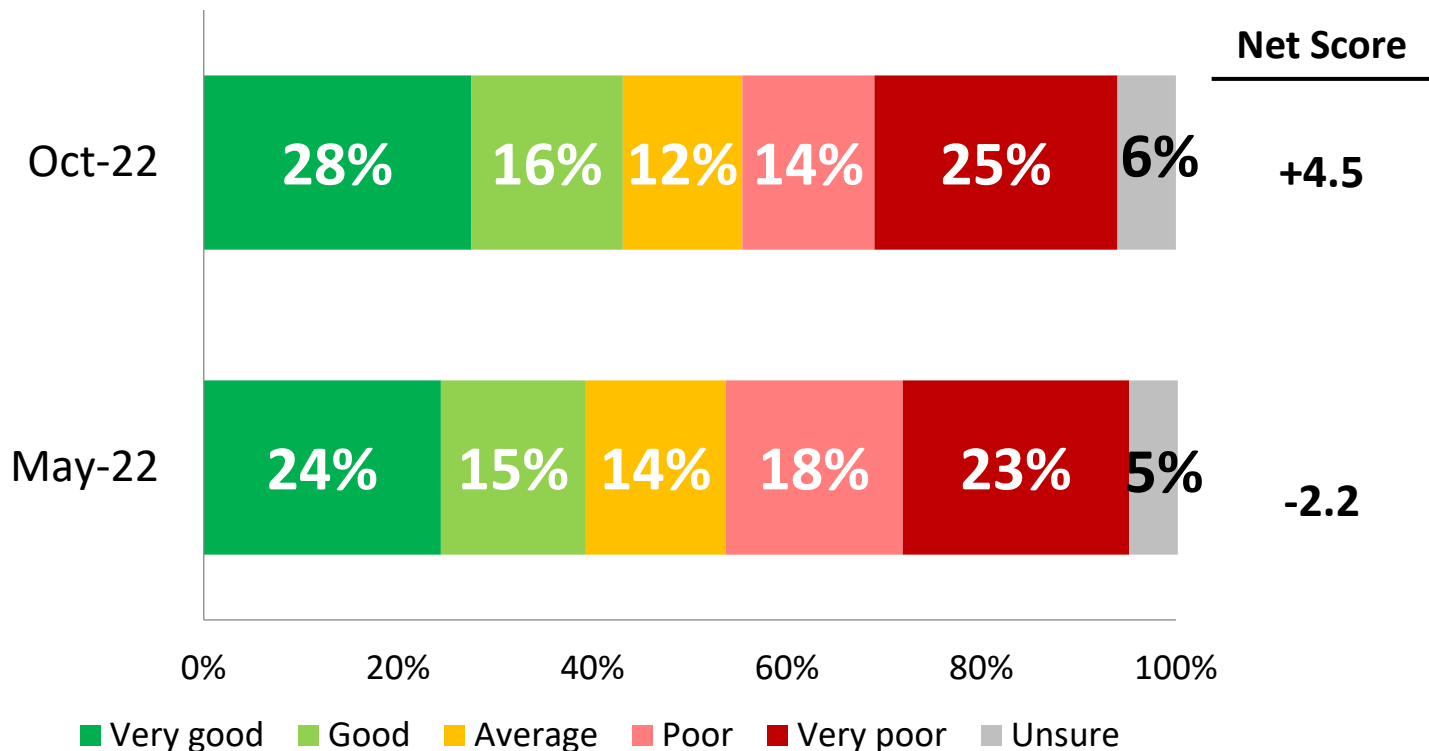
Views on changing the Governor General

Canadians are more likely to oppose (39%) than support (21%) Canada cutting ties with the monarchy but changing the Governor General from being the representative of monarchy to an independent Canadian head of state appointed by the government.

Best time to open the constitution and discuss cutting ties with British monarchy

Q

As you may know, Canada's system of government is a constitutional monarchy which means Canada's monarch, King Charles III*, is the head of state and the prime minister is the head of government. Also, Canada is a member of the Commonwealth which is an association of former territories of the British Empire. *[Queen Elizabeth II in May 2022] Would you say that now is a very good, good, average, poor or very poor time for Canada to open the constitution and discuss cutting ties with the British monarchy to chart a different path forward for Canada?



“Consistent with the last wave of research, Canadians are split on whether they think now is a good time or not to open the constitution and cut ties with the British monarchy. Residents of Quebec (43%) and younger Canadians between 18 and 34 (40%) are more likely to say it is a very good time to do so than residents in the Atlantic (19%) and older Canadians that are 55 plus (21%).”

*Weighted to the true population proportion.

*Charts may not add up to 100 due to rounding.

*The net score is the difference between all positive and negative numbers in a question.

Source: Nanos Research, RDD dual frame hybrid telephone and online random survey, September 30th to October 3rd, 2022, n=1037, accurate 3.1 percentage points plus or minus, 19 times out of 20.

Best time to open the constitution and discussing cutting ties with British monarchy by demographics

Q

Would you say that now is a very good, good, average, poor or very poor time for Canada to open the constitution and discuss cutting ties with the British monarchy to chart a different path forward for Canada?

Very good / Good				
Atlantic (n=75)	Quebec (n=247)	Ontario (n=340)	Prairies (n=220)	BC (n=155)
37.1%	58.0%	40.4%	36.0%	37.5%
Men (n=520)	Women (n=513)	18 to 34 (n=237)	35 to 54 (n=370)	55 plus (n=430)
45.0%	41.0%	50.7%	45.1%	35.7%
Very poor / Poor				
Atlantic (n=75)	Quebec (n=247)	Ontario (n=340)	Prairies (n=220)	BC (n=155)
45.1%	25.0%	43.8%	41.8%	39.8%
Men (n=520)	Women (n=513)	18 to 34 (n=237)	35 to 54 (n=370)	55 plus (n=430)
37.7%	39.8%	28.5%	36.4%	47.7%

*Weighted to the true population proportion.

*Charts may not add up to 100 due to rounding.

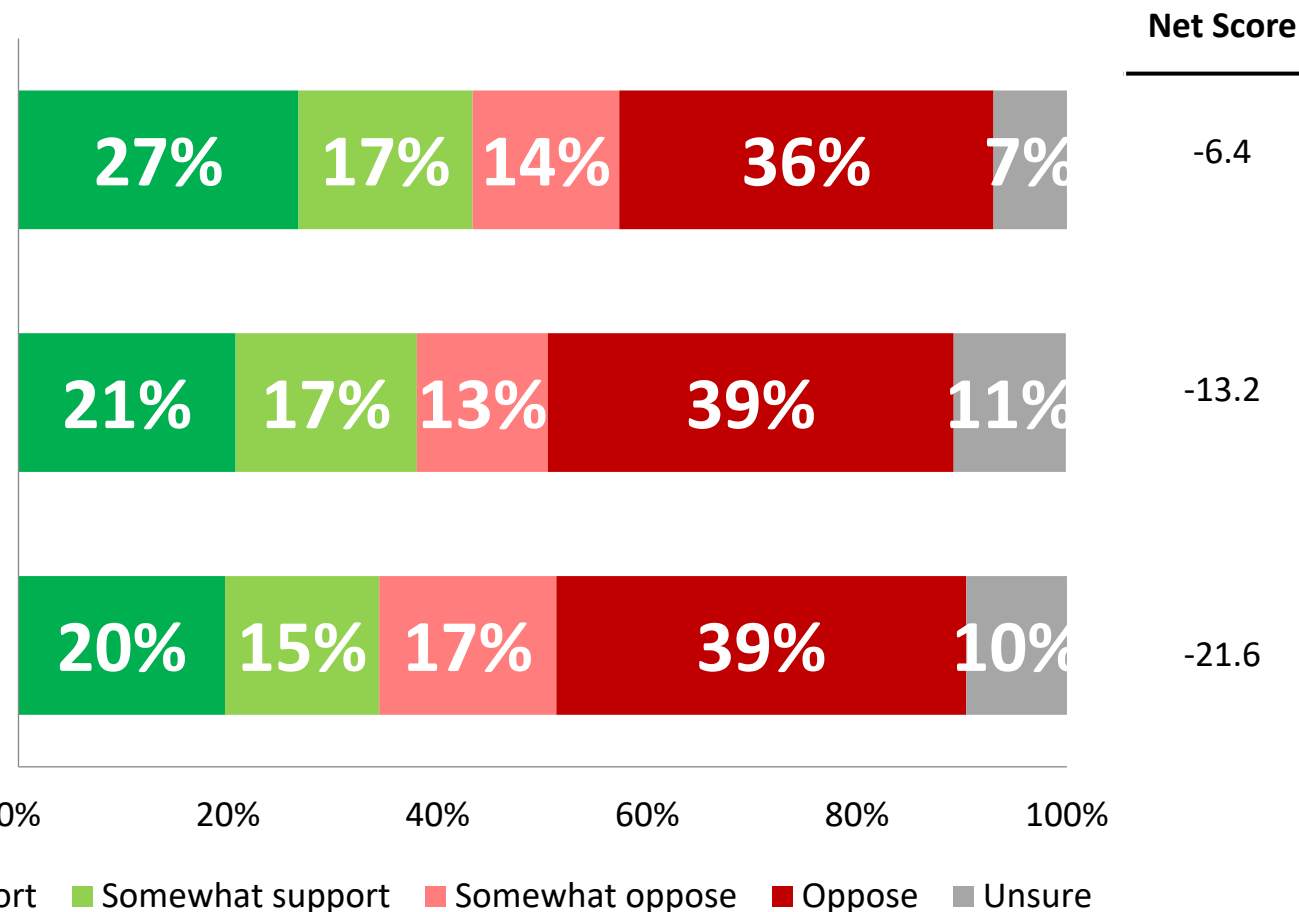
Source: Nanos Research, RDD dual frame hybrid telephone and online random survey, September 30th to October 3rd, 2022, n=1037, accurate 3.1 percentage points plus or minus, 19 times out of 20.

Support for outcomes between Canada and the British monarchy

Q

Do you support, somewhat support, somewhat oppose or oppose the following: [RANDOMIZE]

Canada cutting ties with the monarchy and having the prime minister become the both the head of the government and the head of state replacing the Governor General who is the representative of the Canadian monarch.



*Weighted to the true population proportion.

*Charts may not add up to 100 due to rounding.

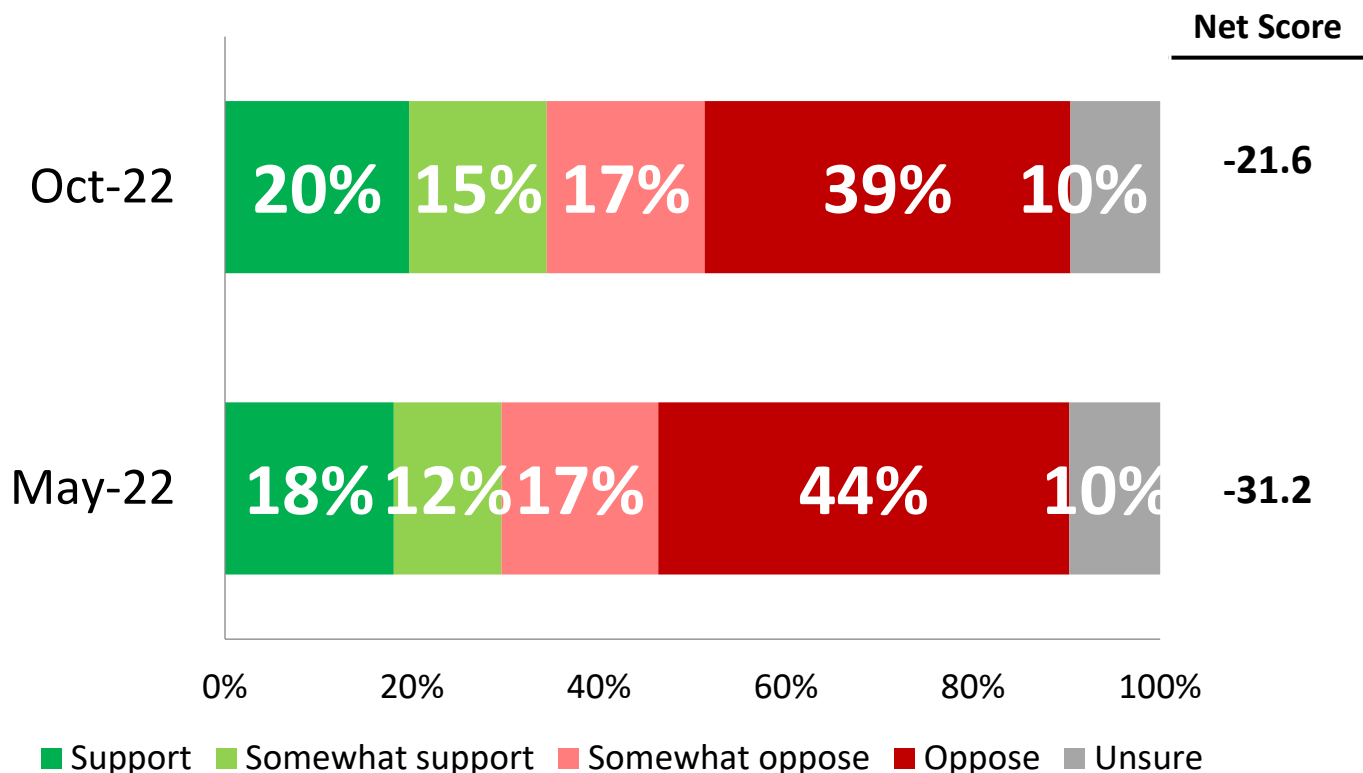
*The net score is the difference between all positive and negative numbers in a question.

Source: Nanos Research, RDD dual frame hybrid telephone and online random survey, September 30th to October 3rd, 2022, n=1037, accurate 3.1 percentage points plus or minus, 19 times out of 20.

Support for Canada withdrawing from the Commonwealth

Do you support, somewhat support, somewhat oppose or oppose the following: [RANDOMIZE]

Canada withdrawing from the Commonwealth which includes countries like Antigua and Barbuda, Australia, The Bahamas, Belize, New Zealand, Saint Lucia, among others.



Similar to the last wave of research, Canadians are more likely to oppose than support Canada withdrawing from the Commonwealth. Residents of Quebec (45%) are also more likely to support or somewhat support Canada withdrawing from the Commonwealth compared to residents in B.C. (27%).

*Weighted to the true population proportion.

*Charts may not add up to 100 due to rounding.

*The net score is the difference between all positive and negative numbers in a question.

Source: Nanos Research, RDD dual frame hybrid telephone and online random survey, September 30th to October 3rd, 2022, n=1037, accurate 3.1 percentage points plus or minus, 19 times out of 20.

Support for Canada withdrawing from the Commonwealth by demographics

Q

Do you support, somewhat support, somewhat oppose or oppose the following: [RANDOMIZE]

Canada withdrawing from the Commonwealth which includes countries like Antigua and Barbuda, Australia, The Bahamas, Belize, New Zealand, Saint Lucia, among others.

Support/Somewhat support				
Atlantic (n=75)	Quebec (n=247)	Ontario (n=340)	Prairies (n=220)	BC (n=155)
34.6%	44.7%	32.0%	32.0%	26.5%
Men (n=520)	Women (n=513)	18 to 34 (n=237)	35 to 54 (n=370)	55 plus (n=430)
34.2%	34.7%	39.3%	36.5%	28.9%
Oppose/Somewhat oppose				
Atlantic (n=75)	Quebec (n=247)	Ontario (n=340)	Prairies (n=220)	BC (n=155)
54.3%	44.2%	60.4%	58.1%	61.8%
Men (n=520)	Women (n=513)	18 to 34 (n=237)	35 to 54 (n=370)	55 plus (n=430)
59.0%	53.3%	47.7%	54.7%	63.0%

*Weighted to the true population proportion.

*Charts may not add up to 100 due to rounding.

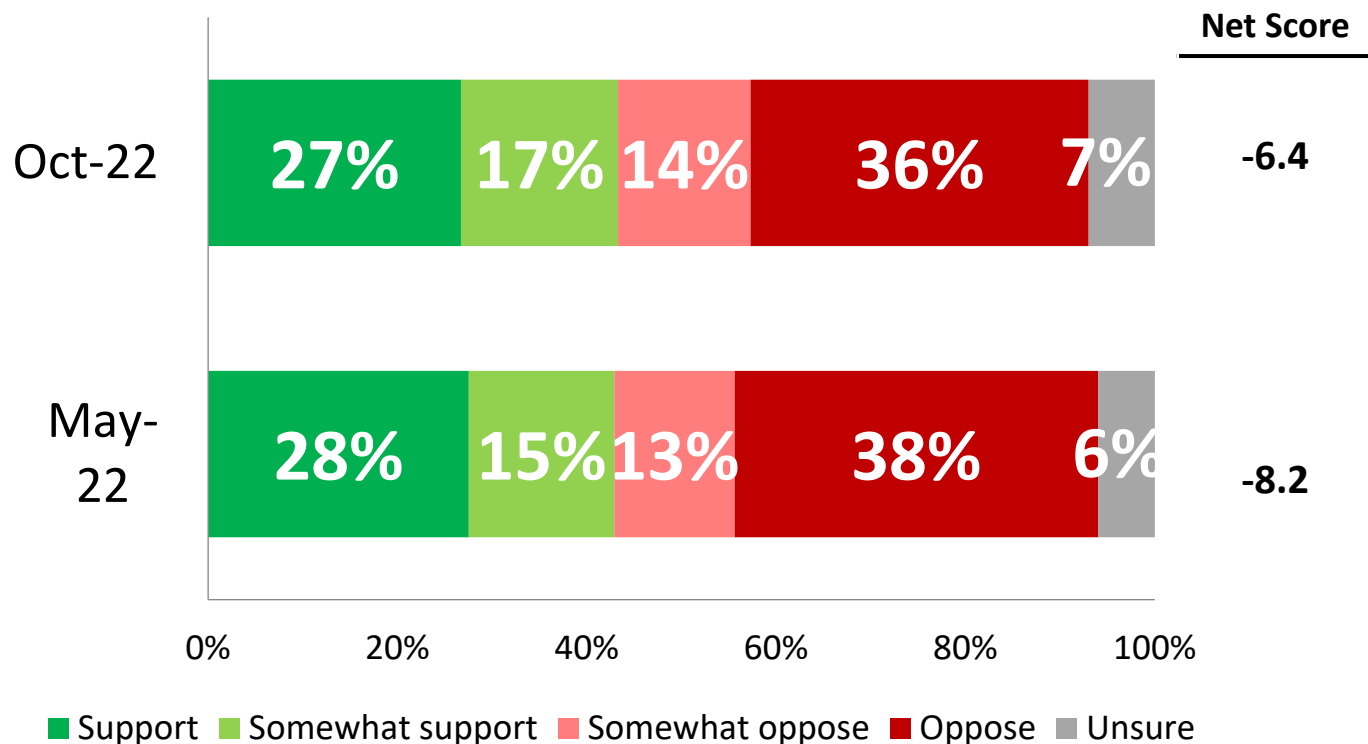
Source: Nanos Research, RDD dual frame hybrid telephone and online random survey, September 30th to October 3rd, 2022, n=1037, accurate 3.1 percentage points plus or minus, 19 times out of 20.

Support for Canada cutting ties with the monarchy and PM replacing Governor General as head of state

Q

Do you support, somewhat support, somewhat oppose or oppose the following: [RANDOMIZE]

Canada cutting ties with the monarchy and having the prime minister become both the head of the government and the head of state replacing the Governor General who is the representative of the Canadian monarch.



“Canadians are marginally more likely to oppose than support Canada cutting ties with the monarchy and having the prime minister become both the head of the government and the head of state. Six out of ten people in the Prairies oppose or somewhat oppose, while only three out of ten people in Quebec oppose or somewhat oppose.”

*Weighted to the true population proportion.

*Charts may not add up to 100 due to rounding.

*The net score is the difference between all positive and negative numbers in a question.

Source: Nanos Research, RDD dual frame hybrid telephone and online random survey, September 30th to October 3rd, 2022, n=1037, accurate 3.1 percentage points plus or minus, 19 times out of 20.

Support for Canada cutting ties with the monarchy and PM replacing Governor General as head of state by demographics

Q

Do you support, somewhat support, somewhat oppose or oppose the following: [RANDOMIZE]

Canada cutting ties with the monarchy and having the prime minister become the both the head of the government and the head of state replacing the Governor General who is the representative of the Canadian monarch.

Support/ Somewhat support

Atlantic (n=75)	Quebec (n=247)	Ontario (n=340)	Prairies (n=220)	BC (n=155)
31.4%	64.0%	38.6%	35.4%	38.0%
Men (n=520)	Women (n=513)	18 to 34 (n=237)	35 to 54 (n=370)	55 plus (n=430)
45.5%	41.4%	50.4%	46.1%	35.8%

Oppose/ Somewhat oppose

Atlantic (n=75)	Quebec (n=247)	Ontario (n=340)	Prairies (n=220)	BC (n=155)
58.9%	29.1%	55.0%	59.8%	52.0%
Men (n=520)	Women (n=513)	18 to 34 (n=237)	35 to 54 (n=370)	55 plus (n=430)
49.5%	49.9%	41.0%	47.4%	58.0%

*Weighted to the true population proportion.

*Charts may not add up to 100 due to rounding.

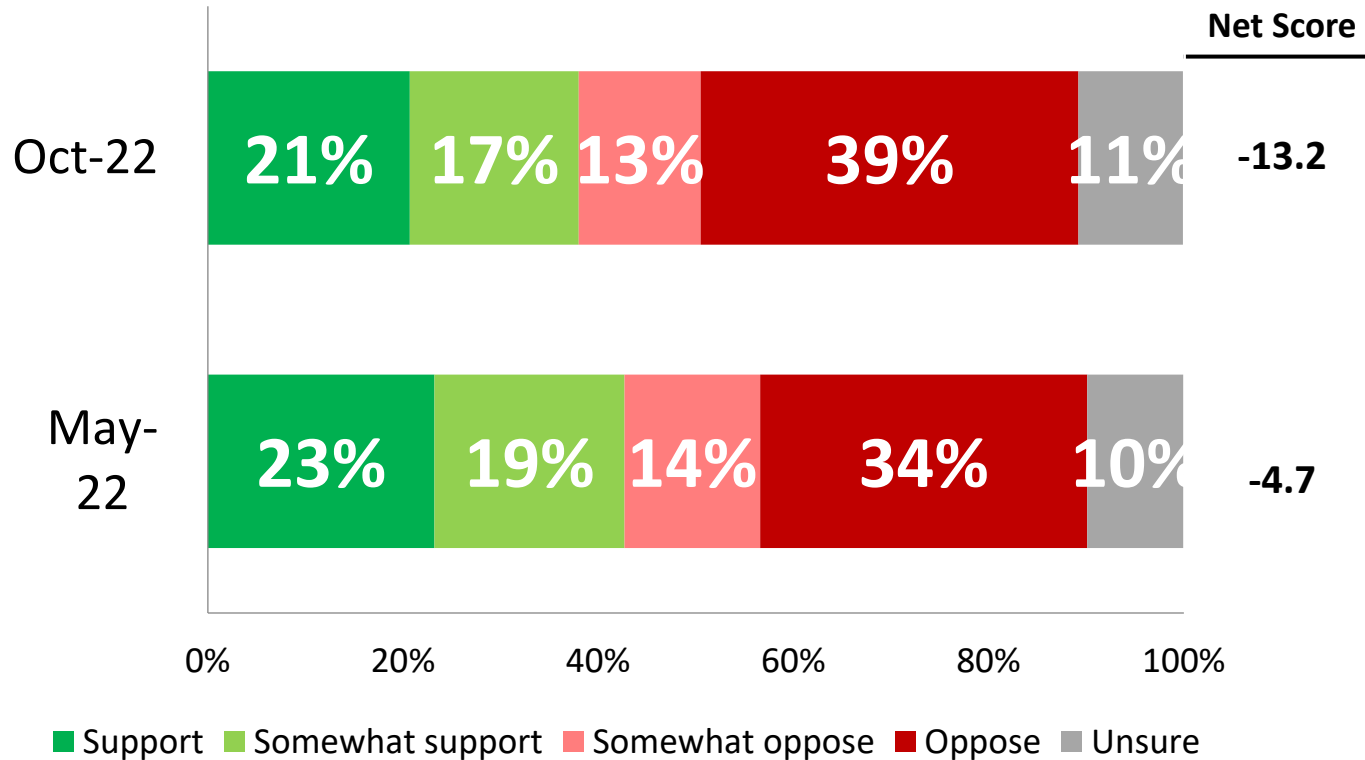
Source: Nanos Research, RDD dual frame hybrid telephone and online random survey, September 30th to October 3rd, 2022, n=1037, accurate 3.1 percentage points plus or minus, 19 times out of 20.

Support for Canada cutting ties with the monarchy but changing the Governor General to an independent head of state

Q

Do you support, somewhat support, somewhat oppose or oppose the following: [RANDOMIZE]

Canada cutting ties with the monarchy but changing the Governor General from being the representative of monarchy to an independent Canadian head of state appointed by the government.



“

Consistent with the previous wave in May 2022, Canadians are more likely to oppose than support Canada cutting ties with the monarchy but changing the Governor General from being the representative of monarchy to an independent Canadian head of state appointed by the government. Residents of Quebec are less likely to oppose this than residents in the Atlantic region, Ontario, the Prairies and BC.

”

*Weighted to the true population proportion.

*Charts may not add up to 100 due to rounding.

*The net score is the difference between all positive and negative numbers in a question.

Source: Nanos Research, RDD dual frame hybrid telephone and online random survey, September 30th to October 3rd, 2022, n=1037, accurate 3.1 percentage points plus or minus, 19 times out of 20.

Support for Canada cutting ties with the monarchy but changing the Governor General to an independent head of state by demographics

Q

Do you support, somewhat support, somewhat oppose or oppose the following: [RANDOMIZE]

Canada cutting ties with the monarchy but changing the Governor General from being the representative of monarchy to an independent Canadian head of state appointed by the government.

Support/ Somewhat support				
Atlantic (n=75)	Quebec (n=247)	Ontario (n=340)	Prairies (n=220)	BC (n=155)
34.8%	51.1%	35.1%	33.2%	31.9%
Men (n=520)	Women (n=513)	18 to 34 (n=237)	35 to 54 (n=370)	55 plus (n=430)
39.0%	37.2%	41.3%	39.8%	34.2%
Oppose/ Somewhat oppose				
Atlantic (n=75)	Quebec (n=247)	Ontario (n=340)	Prairies (n=220)	BC (n=155)
52.4%	38.8%	55.9%	56.6%	51.9%
Men (n=520)	Women (n=513)	18 to 34 (n=237)	35 to 54 (n=370)	55 plus (n=430)
53.0%	49.9%	45.2%	50.3%	56.4%

*Weighted to the true population proportion.

*Charts may not add up to 100 due to rounding.

Source: Nanos Research, RDD dual frame hybrid telephone and online random survey, September 30th to October 3rd, 2022, n=1037, accurate 3.1 percentage points plus or minus, 19 times out of 20.

METHODOLOGY

Nanos conducted an RDD dual frame (land- and cell-lines) hybrid telephone and online random survey of 1,037 Canadians, 18 years of age or older, between September 30th and October 3rd, 2022 as part of an omnibus survey. Participants were randomly recruited by telephone using live agents and administered a survey online. The results were statistically checked and weighted by age and gender using the latest Census information and the sample is geographically stratified to be representative of Canada.

Individuals were randomly called using random digit dialing with a maximum of five call backs.

The margin of error for a random survey of 1,037 Canadians is ± 3.1 percentage points, 19 times out of 20.

The research was commissioned and conducted by Nanos Research.

Note: Charts may not add up to 100 due to rounding.



Element	Description	Element	Description
Research sponsor	Nanos Research	Weighting of Data	The results were weighted by age and gender using the latest Census information (2021) and the sample is geographically stratified to ensure a distribution across all regions of Canada. See tables for full weighting disclosure.
Population and Final Sample Size	1,037 Randomly selected individuals.	Screening	Screening ensured potential respondents did not work in the market research industry, in the advertising industry, in the media or a political party prior to administering the survey to ensure the integrity of the data.
Source of Sample	Nanos Probability Panel	Excluded Demographics	Individuals younger than 18 years old; individuals without land or cell lines, and individuals without internet access could not participate.
Type of Sample	Probability	Stratification	By age and gender using the latest Census information (2021) and the sample is geographically stratified to be representative of Canada. Smaller areas such as Atlantic Canada were marginally oversampled to allow for a minimum regional sample.
Margin of Error	±3.1 percentage points, 19 times out of 20.	Estimated Response Rate	13 percent, consistent with industry norms.
Mode of Survey	RDD dual frame (land- and cell-lines) hybrid telephone and online omnibus survey	Question Order	Question order in the preceding report reflects the order in which they appeared in the original questionnaire.
Sampling Method Base	The sample included both land- and cell-lines RDD (Random Digit Dialed) across Canada.	Question Content	Topics on the omnibus ahead of the survey content included: Views on property damage due to extreme weather, lifted COVID-19 travel restrictions, King Charles III, top government priorities and federal party leaders, federal leader most trusted to support economic growth and reduce inflation, feelings towards the federal government in Ottawa.
Demographics (Captured)	Atlantic Canada, Quebec, Ontario, Prairies, British Columbia; Men and Women; 18 years and older. Six digit postal code was used to validate geography.	Question Wording	The questions in the preceding report are written exactly as they were asked to individuals.
Fieldwork/Validation	Individuals were recruited using live interviews with live supervision to validate work, the research questions were administered online	Research/Data Collection Supplier	Nanos Research
Number of Calls	Maximum of five call backs to those recruited.	Contact	Contact Nanos Research for more information or with any concerns or questions. http://www.nanos.co Telephone:(613) 234-4666 ext. 237 Email: info@nanosresearch.com.
Time of Calls	Individuals recruited were called between 12-5:30 pm and 6:30-9:30pm local time for the respondent.		
Field Dates	September 30 th to October 3 rd , 2022.		
Language of Survey	The survey was conducted in both English and French.		
Standards	Nanos Research is a member of the Canadian Research Insights Council (CRIC) and confirms that this research fully complies with all CRIC Standards including the CRIC Public Opinion Research Standards and Disclosure Requirements. https://canadianresearchinsightscouncil.ca/standards/		



nanos dimap analytika



NANOS RUTHERFORD McKAY & Co.

As one of North America's premier market and public opinion research firms, we put strategic intelligence into the hands of decision makers. The majority of our work is for private sector and public facing organizations and ranges from market studies, managing reputation through to leveraging data intelligence. Nanos Research offers a vertically integrated full service quantitative and qualitative research practice to attain the highest standards and the greatest control over the research process. www.nanos.co

This international joint venture between [dimap](http://www.dimap.com) and [Nanos](http://www.nanos.co) brings together top research and data experts from North American and Europe to deliver exceptional data intelligence to clients. The team offers data intelligence services ranging from demographic and sentiment microtargeting; consumer sentiment identification and decision conversion; and, data analytics and profiling for consumer persuasion. www.nanosdimap.com

NRM is an affiliate of Nanos Research and Rutherford McKay Associates. Our service offerings are based on decades of professional experience and extensive research and include public acceptance and engagement, communications audits, and narrative development. www.nrmpublicaffairs.com

TABULATIONS



Any questions?



Nanos Research

(613) 234-4666, ext. 237

ea@nanosresearch.com

For more information on the firm, please visit www.nanos.co



Nanos services

- ✓ As premier market and public opinion research firms, we conduct research around the world for a variety of clients.
- ✓ Nanos offers a full suite of services ranging from bespoke research engagements to strategic assessments and mission planning. Our firm applies the latest machine learning algorithms to deliver exceptionally rigorous and insightful intelligence to clients.
- ✓ At Nanos, we believe that small steps can lead to large insights. We'll sit down with you to learn about your challenges and work on them together.
- ✓ For more information about how we can help, please visit us at:
www.nanos.co

Nanos Research offers a vertically integrated full service quantitative and qualitative research practice to exceed the highest standards.

Since

1987

top executives have turned to Nanos for world-class data and strategic insight.





2022-2240 – Nanos Monarchy Survey – September Omni – STAT SHEET

As you may know, Canada's system of government is a constitutional monarchy which means Canada's monarch, King Charles III, is the head of state and the prime minister is the head of government. Also, Canada is a member of the Commonwealth which is an association of former territories of the British Empire.

			Region					Gender			Age			
			Canada 2022-10	Atlantic	Quebec	Ontario	Prairies	British Columbia	Male	Female	Other	18 to 34	35 to 54	55 plus
Question - Would you say that now is a very good, good, average, poor or very poor time for Canada to open the constitution and discuss cutting ties with the British monarchy to chart a different path forward for Canada?	Total	Unwgt N	1037	75	247	340	220	155	520	513	4	237	370	430
		Wgt N	1004	67	234	382	187	134	488	512	4	276	342	386
	Very good	%	27.5	18.5	43.1	23.3	23.9	21.6	29.1	25.6		39.5	25.5	20.6
	Good	%	15.6	18.6	14.9	17.1	12.1	15.9	15.9	15.4		11.2	19.6	15.1
	Average	%	12.3	10.1	10.2	11.2	15.3	16.3	13.2	11.6		15.1	12.1	10.6
	Poor	%	13.6	12.1	10.7	13.2	17.1	15.8	13.8	13.6		9.7	12.4	17.5
	Very poor	%	25.0	33.0	14.3	30.6	24.7	24.0	23.9	26.2		18.8	24.0	30.2
	Unsure	%	6.0	7.7	6.9	4.6	6.9	6.4	4.1	7.7		5.6	6.4	5.9

Do you support, somewhat support, somewhat oppose or oppose the following: [RANDOMIZE]

			Region					Gender			Age			
			Canada 2022-10	Atlantic	Quebec	Ontario	Prairies	British Columbia	Male	Female	Other	18 to 34	35 to 54	55 plus
Question - Canada withdrawing from the Commonwealth which includes countries like Antigua and Barbuda, Australia, The Bahamas, Belize, New Zealand, Saint Lucia, among others.	Total	Unwgt N	1037	75	247	340	220	155	520	513	4	237	370	430
		Wgt N	1004	67	234	382	187	134	488	512	4	276	342	386
	Support	%	19.7	17.9	28.1	17.4	18.6	14.2	19.6	19.8		27.5	17.9	15.7
	Somewhat support	%	14.7	16.7	16.6	14.6	13.4	12.3	14.6	14.9		11.8	18.6	13.2
	Somewhat oppose	%	16.9	16.1	18.2	17.2	14.9	16.7	16.3	17.5		17.6	15.8	17.3
	Oppose	%	39.1	38.2	26.0	43.2	43.2	45.1	42.7	35.8		30.1	38.9	45.7
	Unsure	%	9.6	11.0	11.1	7.6	9.9	11.7	6.8	12.0		12.9	8.7	8.1

Nanos conducted an RDD dual frame (land- and cell- lines) hybrid telephone and online random survey of 1,037 Canadians, 18 years of age or older, between September 30th to October 3rd, 2022. The margin of error for this survey is ± 3.1 percentage points, 19 times out of 20. *Some results have been shaded due to small sample size.



2022-2240 – Nanos Monarchy Survey – September Omni – STAT SHEET

Do you support, somewhat support, somewhat oppose or oppose the following: [RANDOMIZE]

			Region						Gender			Age		
			Canada 2022-10	Atlantic	Quebec	Ontario	Prairies	British Columbia	Male	Female	Other	18 to 34	35 to 54	55 plus
Question - Canada cutting ties with the monarchy and having the prime minister become both the head of the government and the head of state replacing the Governor General who is the representative of the Canadian monarch.	Total	Unwgt N	1037	75	247	340	220	155	520	513	4	237	370	430
		Wgt N	1004	67	234	382	187	134	488	512	4	276	342	386
	Support	%	26.7	19.1	46.2	21.8	20.4	19.3	27.8	25.7		36.0	25.7	20.9
	Somewhat support	%	16.6	12.3	17.8	16.8	15.0	18.7	17.7	15.7		14.4	20.4	14.9
	Somewhat oppose	%	14.0	16.7	9.3	14.2	14.8	19.3	13.5	14.6		14.0	11.2	16.5
	Oppose	%	35.7	42.2	19.8	40.8	45.0	32.7	36.0	35.3		27.0	36.2	41.5
	Unsure	%	7.0	9.6	6.9	6.5	4.8	10.0	4.9	8.8		8.6	6.5	6.2

Do you support, somewhat support, somewhat oppose or oppose the following: [RANDOMIZE]

			Region						Gender			Age		
			Canada 2022-10	Atlantic	Quebec	Ontario	Prairies	British Columbia	Male	Female	Other	18 to 34	35 to 54	55 plus
Question - Canada cutting ties with the monarchy but changing the Governor General from being the representative of monarchy to an independent Canadian head of state appointed by the government.	Total	Unwgt N	1037	75	247	340	220	155	520	513	4	237	370	430
		Wgt N	1004	67	234	382	187	134	488	512	4	276	342	386
	Support	%	20.7	18.6	31.0	18.7	15.7	16.3	21.0	20.4		26.6	20.5	16.6
	Somewhat support	%	17.3	16.2	20.1	16.4	17.5	15.6	18.0	16.8		14.7	19.3	17.6
	Somewhat oppose	%	12.5	8.0	11.9	11.4	14.5	16.5	11.7	13.5		14.2	9.5	14.0
	Oppose	%	38.7	44.4	26.9	44.5	42.1	35.4	41.3	36.4		31.0	40.8	42.4
	Unsure	%	10.7	12.8	10.1	9.0	10.2	16.2	8.0	13.0		13.5	9.9	9.4

Nanos conducted an RDD dual frame (land- and cell- lines) hybrid telephone and online random survey of 1,037 Canadians, 18 years of age or older, between September 30th to October 3rd, 2022. The margin of error for this survey is ± 3.1 percentage points, 19 times out of 20. *Some results have been shaded due to small sample size.

www.nanos.co