

Majority are ok with those being treated for mental illness accessing medical assistance in dying; sentiment for MAID declines for waiting treatment for mental illness.

# Key Findings

---

1

## Level of agreement of access to MAID for people with mental illness

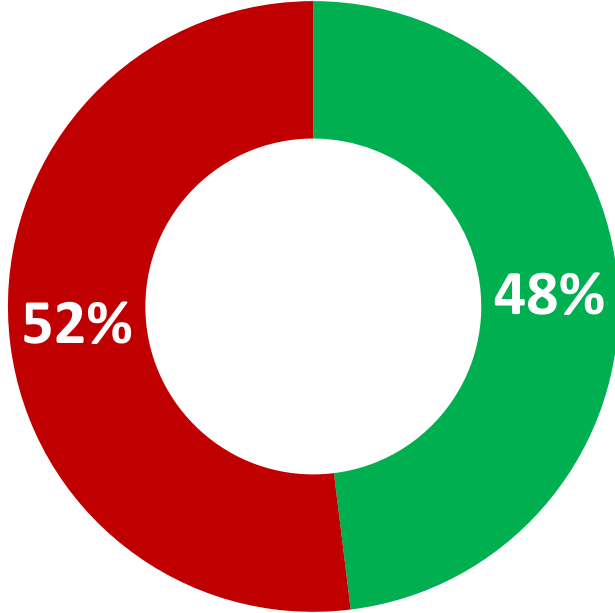
Canadians are more likely to agree (33%) or somewhat agree (29%) that people who are receiving treatment for mental illness should be able to access MAID than to agree that those who are waiting for treatment should be able to access it (19% agree, 20% somewhat agree). Overall, support for both is higher in Quebec and lower in the Prairies.

2

## Awareness that people with mental illness will be able to access MAID

About one in two Canadian (48%) is aware that Canadians with mental illness as their only medical condition will be able to request medical assistance in dying (MAID) after March 2023, while just over one in two are unaware (52%).

# Awareness that Canadians with a mental illness as their only medical condition will be able to request medical assistance in dying



■ Aware      ■ Not aware

Q

Our next couple of questions have to do with medical assistance in dying (MAID) which is when a doctor or nurse practitioner helps and supports a patient who wants to voluntarily and intentionally end their life. Are you aware or not aware that after March 2023, Canadians with a mental illness as their only medical condition will be able to request medical assistance in dying (MAID)?

“

Just under one in two Canadians (48%) is aware that Canadians with mental illness as their only medical condition will be able to request medical assistance in dying (MAID) after March 2023.

”

\*Weighted to the true population proportion.  
\*Charts may not add up to 100 due to rounding.  
\*The net score is the difference between all positive and negative numbers in a question.

## Awareness that Canadians with a mental illness as their only medical condition will be able to request medical assistance in dying by demographics

Q

Our next couple of questions have to do with medical assistance in dying (MAID) which is when a doctor or nurse practitioner helps and supports a patient who wants to voluntarily and intentionally end their life. Are you aware or not aware that after March 2023, Canadians with a mental illness as their only medical condition will be able to request medical assistance in dying (MAID)?

		Aware				
	Atlantic (n=100)	Quebec (n=250)	Ontario (n=373)	Prairies (n=200)	BC (n=150)	
	<b>51.8%</b>	<b>41.7%</b>	<b>50.0%</b>	<b>48.8%</b>	<b>50.6%</b>	
	Men (n=560)	Women (n=513)	18 to 34 (n=219)	35 to 54 (n=413)	55 plus (n=441)	
	<b>47.8%</b>	<b>48.2%</b>	<b>40.4%</b>	<b>46.6%</b>	<b>54.7%</b>	
		Not aware				
	Atlantic (n=100)	Quebec (n=250)	Ontario (n=373)	Prairies (n=200)	BC (n=150)	
	<b>48.2%</b>	<b>58.3%</b>	<b>50.0%</b>	<b>51.2%</b>	<b>49.4%</b>	
	Men (n=560)	Women (n=513)	18 to 34 (n=219)	35 to 54 (n=413)	55 plus (n=441)	
	<b>52.2%</b>	<b>51.8%</b>	<b>59.6%</b>	<b>53.4%</b>	<b>45.3%</b>	

\*Weighted to the true population proportion.

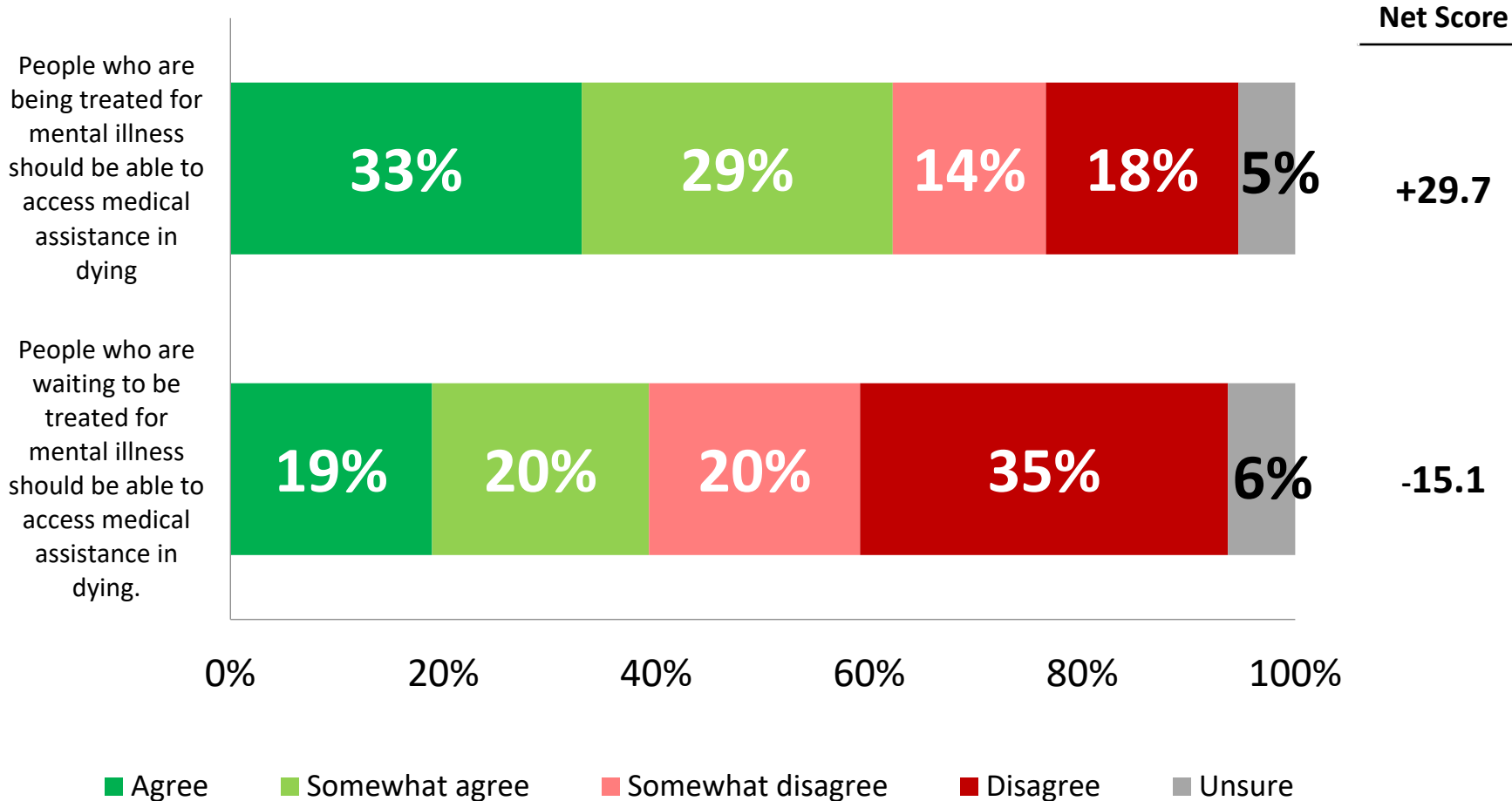
\*Charts may not add up to 100 due to rounding.

Source: Nanos Research, RDD dual frame hybrid telephone and online random survey, August 27<sup>th</sup> to 29<sup>th</sup>, 2022, n=1073, accurate 3.0 percentage points plus or minus, 19 times out of 20.

# Agreement with statements on medical assistance with dying and mental illness



Do you agree, somewhat agree, somewhat disagree or disagree with each of the following statements regarding medical assistance in dying (MAID)? [ROTATE]



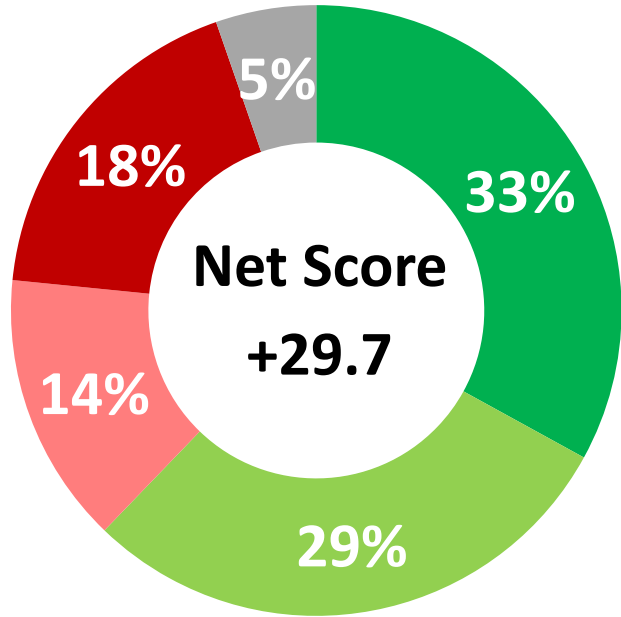
“ Canadians are less likely to respond positively to the statement that people who are waiting to be treated for mental illness should be able to access MAID (net score of -15) than people who are receiving treatment for mental illness (net score of +30). ”

\*Weighted to the true population proportion.  
 \*Charts may not add up to 100 due to rounding.  
 \*The net score is the difference between all positive and negative numbers in a question.

Source: Nanos Research, RDD dual frame hybrid telephone and online random survey, August 27<sup>th</sup> to 29<sup>th</sup>, 2022, n=1073, accurate 3.0 percentage points plus or minus, 19 times out of 20.



# Agreement with statement that people who are being treated for mental illness should be able to access medical assistance in dying



- Agree
- Somewhat agree
- Somewhat disagree
- Disagree
- Unsure

\*Weighted to the true population proportion.  
 \*Charts may not add up to 100 due to rounding.  
 \*The net score is the difference between all positive and negative numbers in a question.

Source: Nanos Research, RDD dual frame hybrid telephone and online random survey, August 27<sup>th</sup> to 29<sup>th</sup>, 2022, n=1073, accurate 3.0 percentage points plus or minus, 19 times out of 20.

Q

Do you agree, somewhat agree, somewhat disagree or disagree with each of the following statements regarding medical assistance in dying (MAID)? [ROTATE]

People who are being treated for mental illness should be able to access medical assistance in dying.

“

A little over three in five Canadians (62%) agree or somewhat agree that people who are being treated for mental illness should be able to access medical assistance in dying. Quebec residents are more likely to agree with this (41%) than residents from the Prairies (27%).

”

## Agreement with statement that people who are being treated for mental illness should be able to access medical assistance in dying by demographics



Do you agree, somewhat agree, somewhat disagree or disagree with each of the following statements regarding medical assistance in dying (MAID)? [ROTATE]

People who are being treated for mental illness should be able to access medical assistance in dying.

Agree/ Somewhat agree					
Atlantic (n=100)	Quebec (n=250)	Ontario (n=373)	Prairies (n=200)	BC (n=150)	
<b>57.6%</b>	<b>66.8%</b>	<b>63.1%</b>	<b>55.0%</b>	<b>64.1%</b>	
Men (n=560)	Women (n=513)	18 to 34 (n=219)	35 to 54 (n=413)	55 plus (n=441)	
<b>62.5%</b>	<b>61.9%</b>	<b>66.1%</b>	<b>60.5%</b>	<b>61.0%</b>	
Disagree/ Somewhat disagree					
Atlantic (n=100)	Quebec (n=250)	Ontario (n=373)	Prairies (n=200)	BC (n=150)	
<b>38.3%</b>	<b>27.0%</b>	<b>31.8%</b>	<b>39.9%</b>	<b>30.6%</b>	
Men (n=560)	Women (n=513)	18 to 34 (n=219)	35 to 54 (n=413)	55 plus (n=441)	
<b>32.7%</b>	<b>32.3%</b>	<b>28.8%</b>	<b>33.8%</b>	<b>33.8%</b>	

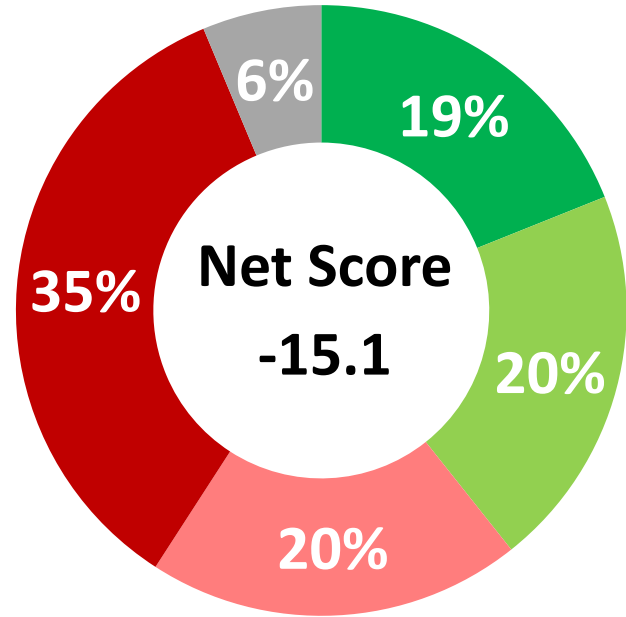
\*Weighted to the true population proportion.  
 \*Charts may not add up to 100 due to rounding.

# Agreement with statement that people who are waiting to be treated for mental illness should be able to access medical assistance in dying

Q

Do you agree, somewhat agree, somewhat disagree or disagree with each of the following statements regarding medical assistance in dying (MAID)? [ROTATE]

People who are waiting to be treated for mental illness should be able to access medical assistance in dying.



■ Agree                      ■ Somewhat agree  
■ Somewhat disagree      ■ Disagree  
■ Unsure

“ Canadians are more likely to disagree than to agree that people who are waiting to be treated for mental illness should be able to access medical assistance in dying. Men are more likely to agree or somewhat agree with this statement (45%) than women (34%). ”

\*Weighted to the true population proportion.  
 \*Charts may not add up to 100 due to rounding.  
 \*The net score is the difference between all positive and negative numbers in a question.



## Agreement with statement that people who are waiting to be treated for mental illness should be able to access medical assistance in dying by demographics



Do you agree, somewhat agree, somewhat disagree or disagree with each of the following statements regarding medical assistance in dying (MAID)? [ROTATE]

People who are waiting to be treated for mental illness should be able to access medical assistance in dying.

Agree/ Somewhat agree					
Atlantic (n=100)	Quebec (n=250)	Ontario (n=373)	Prairies (n=200)	BC (n=150)	
<b>32.7%</b>	<b>44.6%</b>	<b>37.8%</b>	<b>35.3%</b>	<b>43.3%</b>	
Men (n=560)	Women (n=513)	18 to 34 (n=219)	35 to 54 (n=413)	55 plus (n=441)	
<b>44.6%</b>	<b>34.2%</b>	<b>42.7%</b>	<b>39.3%</b>	<b>36.9%</b>	
Disagree/ Somewhat disagree					
Atlantic (n=100)	Quebec (n=250)	Ontario (n=373)	Prairies (n=200)	BC (n=150)	
<b>63.6%</b>	<b>47.1%</b>	<b>56.9%</b>	<b>58.3%</b>	<b>50.0%</b>	
Men (n=560)	Women (n=513)	18 to 34 (n=219)	35 to 54 (n=413)	55 plus (n=441)	
<b>49.9%</b>	<b>58.6%</b>	<b>50.6%</b>	<b>55.1%</b>	<b>56.4%</b>	

\*Weighted to the true population proportion.  
 \*Charts may not add up to 100 due to rounding.

Nanos conducted an RDD dual frame (land- and cell-lines) hybrid telephone and online random survey of 1073 Canadians, 18 years of age or older, between August 27<sup>th</sup> and 29<sup>th</sup>, 2022 as part of an omnibus survey. Participants were randomly recruited by telephone using live agents and administered a survey online. The sample included both land- and cell-lines across Canada. The results were statistically checked and weighted by age and gender using the latest Census information and the sample is geographically stratified to be representative of Canada.

Individuals randomly called using random digit dialing with a maximum of five call backs.

The margin of error for this survey is  $\pm 3.0$  percentage points, 19 times out of 20.

This study was commissioned by CTV News and the research was conducted by Nanos Research.

Note: Charts may not add up to 100 due to rounding.



Element	Description	Element	Description
Research sponsor	CTV News	Weighting of Data	The results were weighted by age and gender using the latest Census information (2021) and the sample is geographically stratified to ensure a distribution across all regions of Canada. See tables for full weighting disclosure
Population and Final Sample Size	1073 Randomly selected individuals.	Screening	Screening ensured potential respondents did not work in the market research industry, in the advertising industry, in the media or a political party prior to administering the survey to ensure the integrity of the data.
Source of Sample	Nanos Hybrid Probability Panel	Excluded Demographics	Individuals younger than 18 years old; individuals without land or cell lines, and individuals without internet access could not participate.
Type of Sample	Probability	Stratification	By age and gender using the latest Census information (2021) and the sample is geographically stratified to be representative of Canada. Smaller areas such as Atlantic Canada were marginally oversampled to allow for a minimum regional sample.
Margin of Error	±3.0 percentage points, 19 times out of 20.	Estimated Response Rate	13 percent, consistent with industry norms.
Mode of Survey	RDD dual frame (land- and cell-lines) hybrid telephone and online omnibus survey	Question Order	Question order in the preceding report reflects the order in which they appeared in the original questionnaire.
Sampling Method Base	The sample included both land- and cell-lines RDD (Random Digit Dialed) across Canada.	Question Content	Topics on the omnibus ahead of the survey content included: political and economic issues.
Demographics (Captured)	Atlantic Canada, Quebec, Ontario, Prairies, British Columbia; Men and Women; 18 years and older. Six digit postal code was used to validate geography.	Question Wording	The questions in the preceding report are written exactly as they were asked to individuals.
Fieldwork/Validation	Individuals were recruited using live interviews with live supervision to validate work, the research questions were administered online	Research/Data Collection Supplier	Nanos Research
Number of Calls	Maximum of five call backs to those recruited.	Contact	Contact Nanos Research for more information or with any concerns or questions. <a href="http://www.nanos.co">http://www.nanos.co</a> Telephone:(613) 234-4666 ext. 237 Email: info@nanosresearch.com.
Time of Calls	Individuals recruited were called between 12-5:30 pm and 6:30-9:30pm local time for the respondent.		
Field Dates	August 27 <sup>th</sup> to 29 <sup>th</sup> , 2022.		
Language of Survey	The survey was conducted in both English and French.		
Standards	Nanos Research is a member of the Canadian Research Insights Council (CRIC) and confirms that this research fully complies with all CRIC Standards including the CRIC Public Opinion Research Standards and Disclosure Requirements. <a href="https://canadianresearchinsightscouncil.ca/standards/">https://canadianresearchinsightscouncil.ca/standards/</a>		



nanos dimap analytika



NANOS RUTHERFORD MCKAY & Co.

As one of North America's premier market and public opinion research firms, we put strategic intelligence into the hands of decision makers. The majority of our work is for private sector and public facing organizations and ranges from market studies, managing reputation through to leveraging data intelligence. Nanos Research offers a vertically integrated full service quantitative and qualitative research practice to attain the highest standards and the greatest control over the research process. [www.nanos.co](http://www.nanos.co)

This international joint venture between [dimap](#) and [Nanos](#) brings together top research and data experts from North American and Europe to deliver exceptional data intelligence to clients. The team offers data intelligence services ranging from demographic and sentiment microtargeting; consumer sentiment identification and decision conversion; and, data analytics and profiling for consumer persuasion. [www.nanosdimap.com](http://www.nanosdimap.com)

NRM is an affiliate of Nanos Research and Rutherford McKay Associates. Our service offerings are based on decades of professional experience and extensive research and include public acceptance and engagement, communications audits, and narrative development. [www.nrmpublicaffairs.com](http://www.nrmpublicaffairs.com)

ABOUT NANOS



# TABULATIONS

**2022-2210 – CTV/Nanos Survey – August Omni – MAID - STAT SHEET**

			Region					Gender		Age			
			Canada	Atlantic	Quebec	Ontario	Prairies	British	Male	Female	18 to	35 to	55
			2022-08					Columbia			34	54	plus
Question - Our next couple of questions have to do with medical assistance in dying (MAID) which is when a doctor or nurse practitioner helps and supports a patient who wants to voluntarily and intentionally end their life. Are you aware or not aware that after March 2023, Canadians with a mental illness as their only medical condition will be able to request medical assistance in dying (MAID)?	Total	Unwgt N	1073	100	250	373	200	150	560	513	219	413	441
		Wgt N	1000	67	233	381	186	133	488	512	273	341	386
	Aware	%	48.0	51.8	41.7	50.0	48.8	50.6	47.8	48.2	40.4	46.6	54.7
	Not aware	%	52.0	48.2	58.3	50.0	51.2	49.4	52.2	51.8	59.6	53.4	45.3

**Do you agree, somewhat agree, somewhat disagree or disagree with each of the following statements regarding medical assistance in dying (MAID)? [ROTATE]**

			Region					Gender		Age			
			Canada	Atlantic	Quebec	Ontario	Prairies	British	Male	Female	18 to	35 to	55
			2022-08					Columbia			34	54	plus
Question - People who are being treated for mental illness should be able to access medical assistance in dying	Total	Unwgt N	1073	100	250	373	200	150	560	513	219	413	441
		Wgt N	1000	67	233	381	186	133	488	512	273	341	386
	Agree	%	33.0	29.0	40.9	30.6	27.4	35.8	34.3	31.8	36.7	32.8	30.6
	Somewhat agree	%	29.2	28.6	25.9	32.5	27.6	28.3	28.3	30.1	29.4	27.7	30.4
	Somewhat disagree	%	14.4	16.8	17.8	11.0	17.2	13.1	14.6	14.2	11.9	17.6	13.3
	Disagree	%	18.1	21.5	9.3	20.8	22.7	17.5	18.1	18.1	16.9	16.3	20.5
	Unsure	%	5.3	4.1	6.1	5.1	5.1	5.3	4.8	5.8	5.1	5.7	5.2

**Do you agree, somewhat agree, somewhat disagree or disagree with each of the following statements regarding medical assistance in dying (MAID)? [ROTATE]**

			Region					Gender		Age			
			Canada	Atlantic	Quebec	Ontario	Prairies	British	Male	Female	18 to	35 to	55
			2022-08					Columbia			34	54	plus
Question - People who are waiting to be treated for mental illness should be able to access medical assistance in dying	Total	Unwgt N	1073	100	250	373	200	150	560	513	219	413	441
		Wgt N	1000	67	233	381	186	133	488	512	273	341	386
	Agree	%	18.9	16.3	25.7	16.7	16.9	17.6	22.4	15.6	23.0	18.4	16.5
	Somewhat agree	%	20.4	16.5	18.8	21.1	18.4	25.7	22.2	18.6	19.6	20.9	20.4
	Somewhat disagree	%	19.8	21.9	21.7	20.6	17.5	16.3	18.3	21.2	18.9	20.6	19.8
	Disagree	%	34.6	41.7	25.3	36.3	40.7	33.7	31.6	37.4	31.7	34.5	36.6
	Unsure	%	6.3	3.7	8.4	5.3	6.5	6.7	5.4	7.1	6.7	5.6	6.7