

Importance of ensuring safe communities continues upward trend while confidence in finding solutions for this continues to decline.

Key Findings



Importance of challenges in terms of Canada's future

Canadians continue to give the highest importance to ensuring safe communities in terms of Canada's future (mean of 8.7 out of 10), followed by protecting our borders (mean of 8.0), and fighting terrorism (mean of 7.5) for policies related to security. They give a lower intensity of importance to asserting Canada's role in international affairs (mean of 6.9).



Importance of ensuring safe communities

The importance of ensuring safe communities in terms of Canada's future continues to see a consistent increase since 2016 (2016: mean of 8.0; 2017: 8.2; 2019: 8.3; 2020: 8.5; 2021: 8.6; 2022: 8.7).



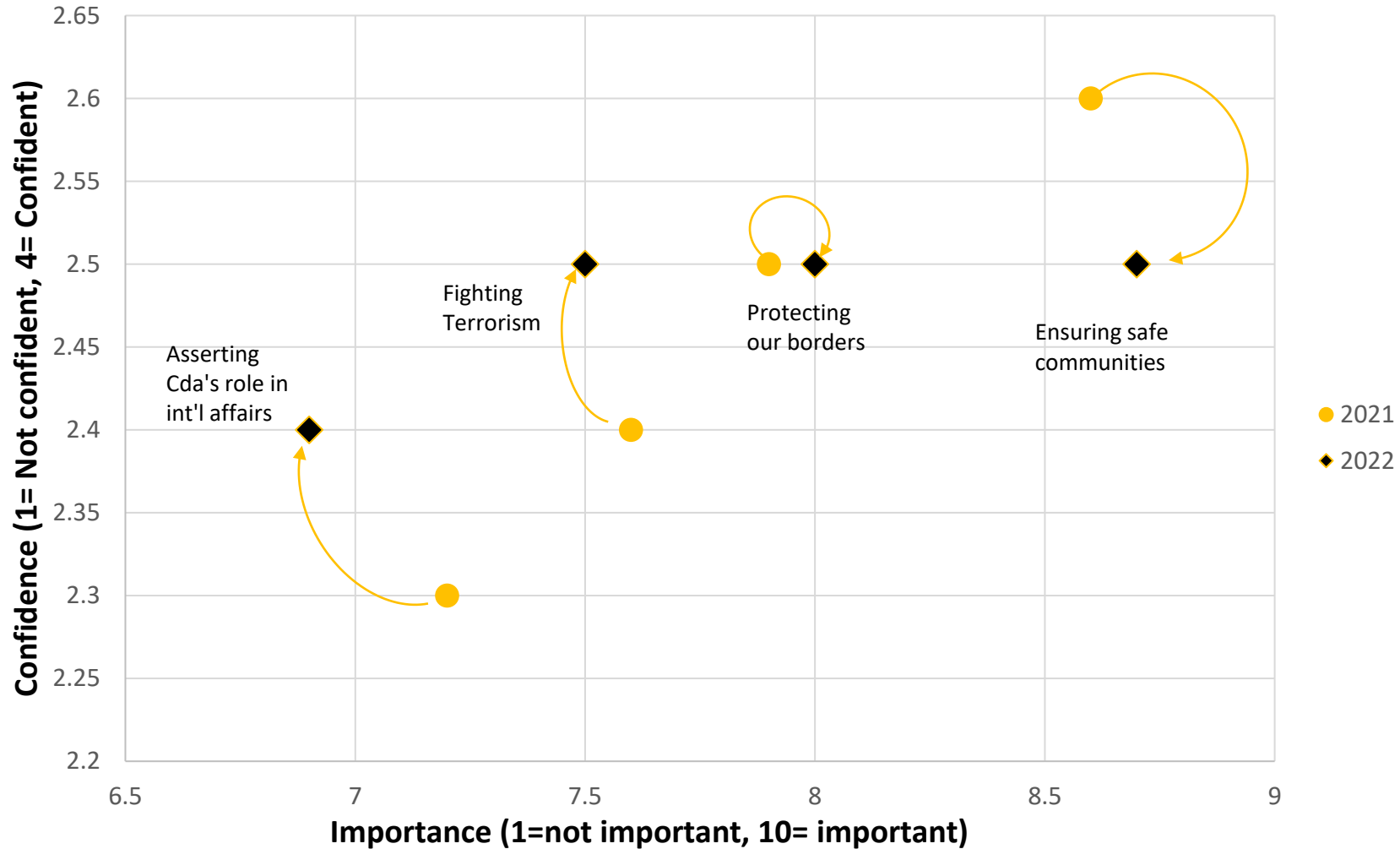
Confidence in Canada's ability to find solutions dropping

Canadians' confidence in our ability as a nation to find solutions for ensuring safe communities (nine percent confident, 47% somewhat confident) continues to decline year over year since 2017 (15% confident, 54% somewhat confident).

2022 Security Policy Map

Q For each of the challenges, please rate their importance to you on a scale of 1 to 10, where 1 is not at all important and 10 is very important in terms of Canada's future? [Randomize]

Canada Policy - Confidence vs. Importance Map 2021 vs 2022



Source: Nanos Research, RDD dual frame hybrid telephone and online random survey, July 29 to August 2, 2022, n=1038, accurate 3.1 percentage points plus or minus, 19 times out of 20.



2022 Security Policy Map Table

Q

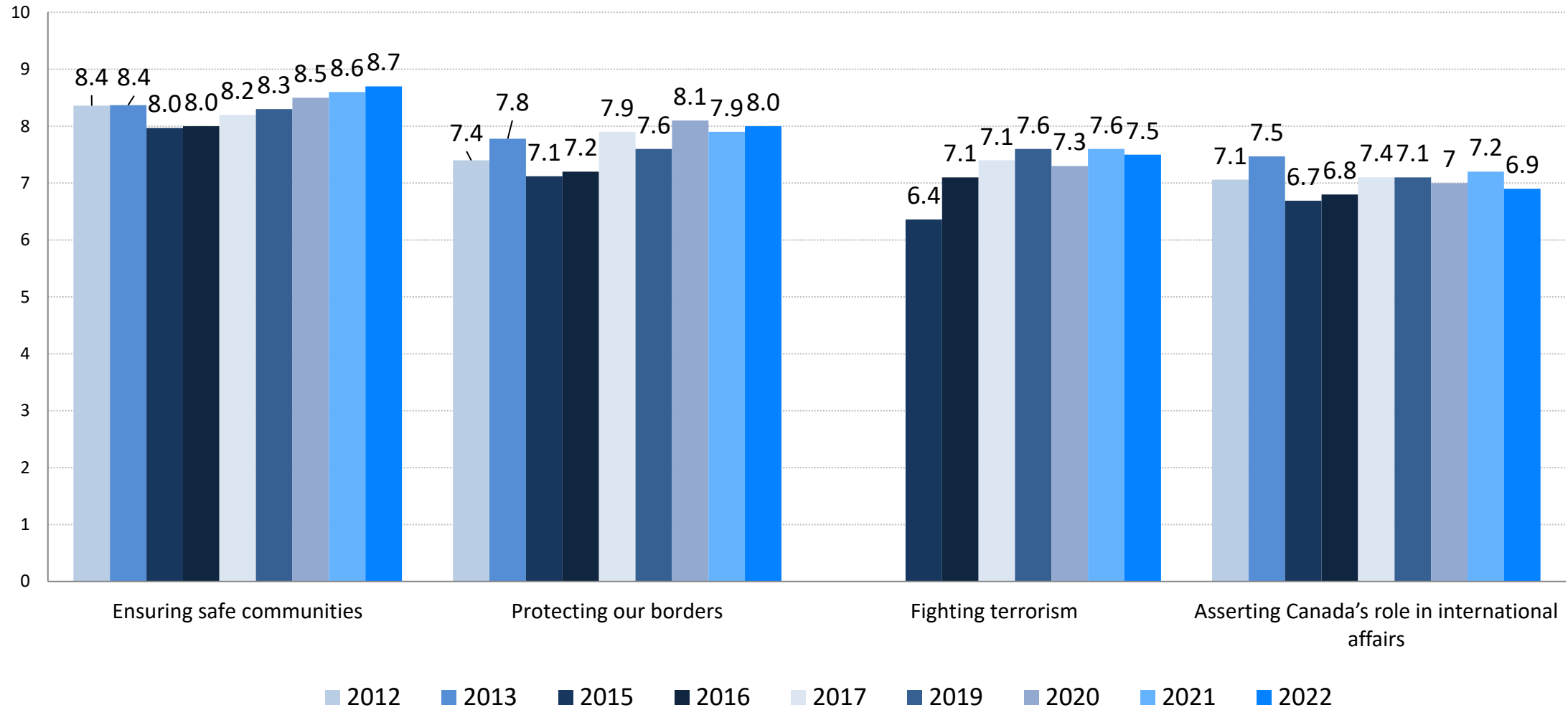
For each of the challenges, please rate their importance to you on a scale of 1 to 10, where 1 is not at all important and 10 is very important in terms of Canada's future? [Randomize]

		2022	2021	Change
Ensuring safe communities	Importance (Mean score out of ten)	8.7	8.6	+0.1
	Confidence (Out of four)	2.5	2.6	-0.1
Protecting our borders	Importance (Mean score out of ten)	8.0	7.9	+0.1
	Confidence (Out of four)	2.5	2.5	-
Fighting terrorism	Importance (Mean score out of ten)	7.5	7.6	-0.1
	Confidence (Out of four)	2.5	2.4	+0.1
Asserting Canada's role in international affairs	Importance (Mean score out of ten)	6.9	7.2	-0.3
	Confidence (Out of four)	2.4	2.3	+0.1

Source: Nanos Research, RDD dual frame hybrid telephone and online random survey, July 29 to August 2, 2022, n=1038, accurate 3.1 percentage points plus or minus, 19 times out of 20.

Importance of security challenges

Q For each of the challenges, please rate their importance to you on a scale of 1 to 10, where 1 is not at all important and 10 is very important in terms of Canada's future? [Randomize]



Source: Nanos Research, RDD dual frame hybrid telephone and online random survey, July 29 to August 2, 2022, n=1038, accurate 3.1 percentage points plus or minus, 19 times out of 20.

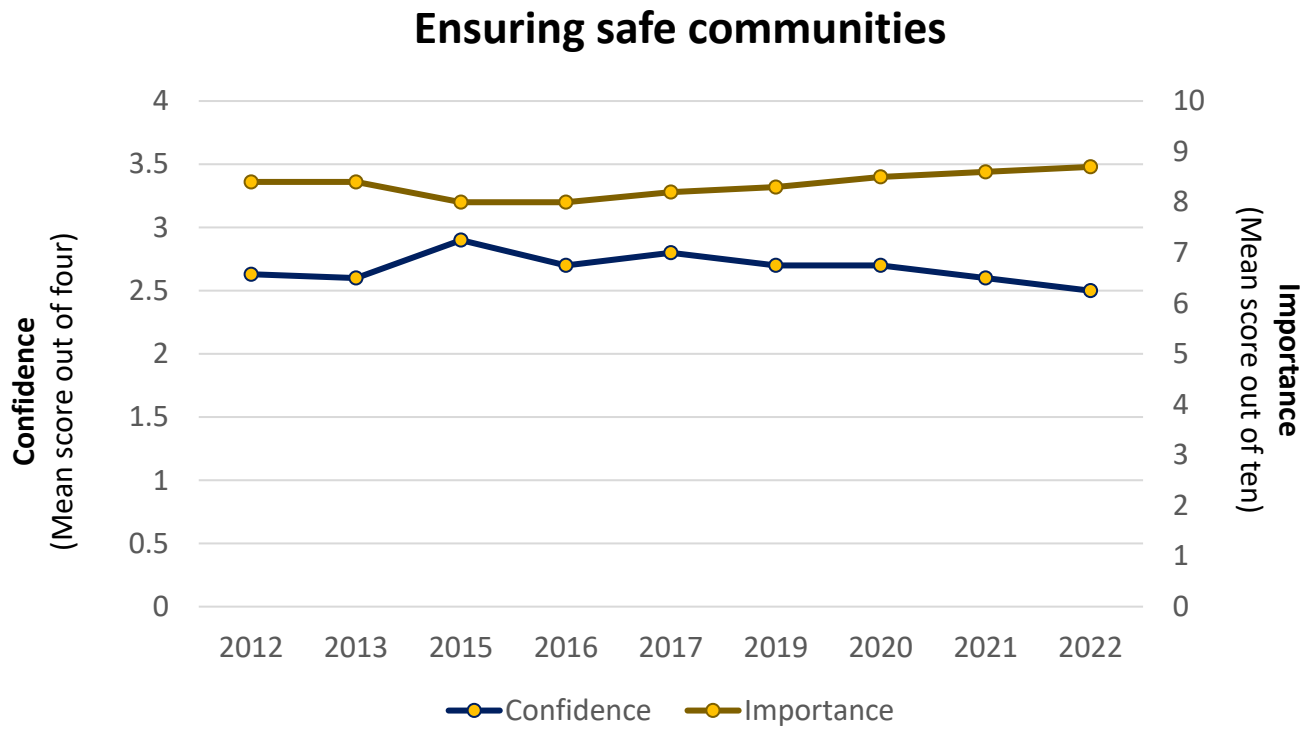


Safe communities – Policy chart



For each of the challenges, please rate their importance to you on a scale of 1 to 10, where 1 is not at all important and 10 is very important in terms of Canada’s future. [RANDOMIZE]

Ensuring safe communities



“ Ensuring safe communities has been gaining importance among Canadians since 2015, reaching an all-time high in 2022, whereas confidence level in the government’s ability to do so has reached an all-time low. ”

Source: Nanos Research, RDD dual frame hybrid telephone and online random survey, July 29 to August 2, 2022, n=1038, accurate 3.1 percentage points plus or minus, 19 times out of 20.



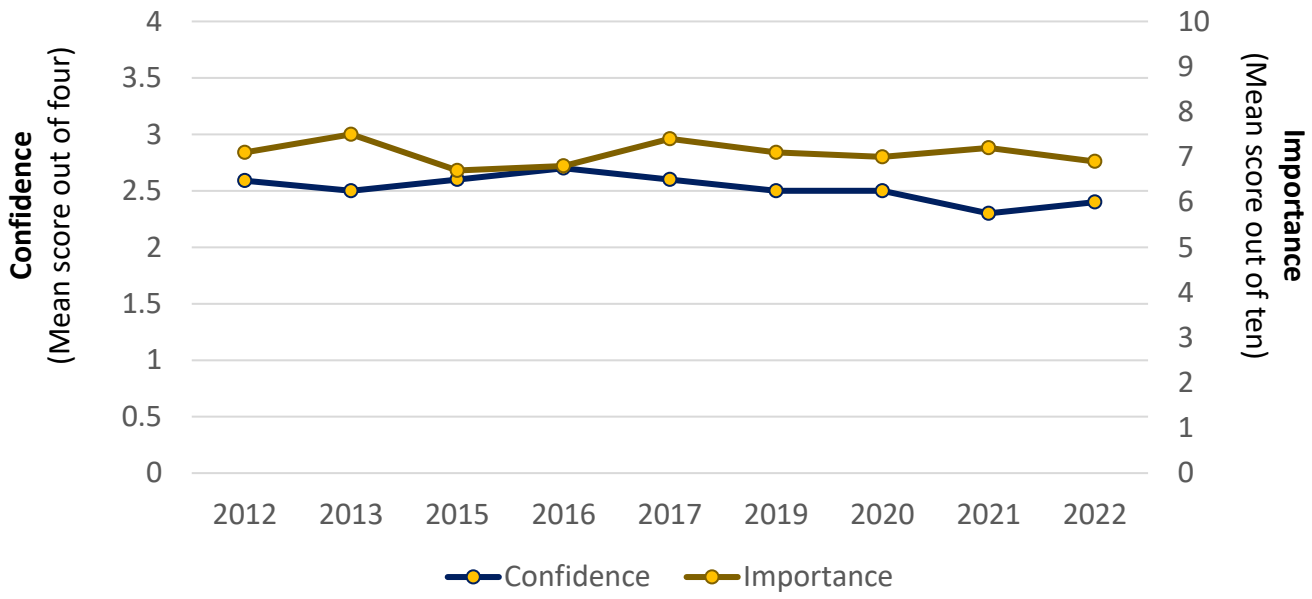
Canada’s role in international affairs – Policy chart

Q

For each of the challenges, please rate their importance to you on a scale of 1 to 10, where 1 is not at all important and 10 is very important in terms of Canada’s future. [RANDOMIZE]

Asserting Canada’s role in international affairs

Asserting Canada’s role in international affairs



“ The importance of asserting Canada’s role in in international affairs has stabilized since 2019 and remains similar in 2022. Confidence levels in the government to do so has risen slightly, a change from the all-time low seen in 2021 ”

Source: Nanos Research, RDD dual frame hybrid telephone and online random survey, July 29 to August 2, 2022, n=1038, accurate 3.1 percentage points plus or minus, 19 times out of 20.



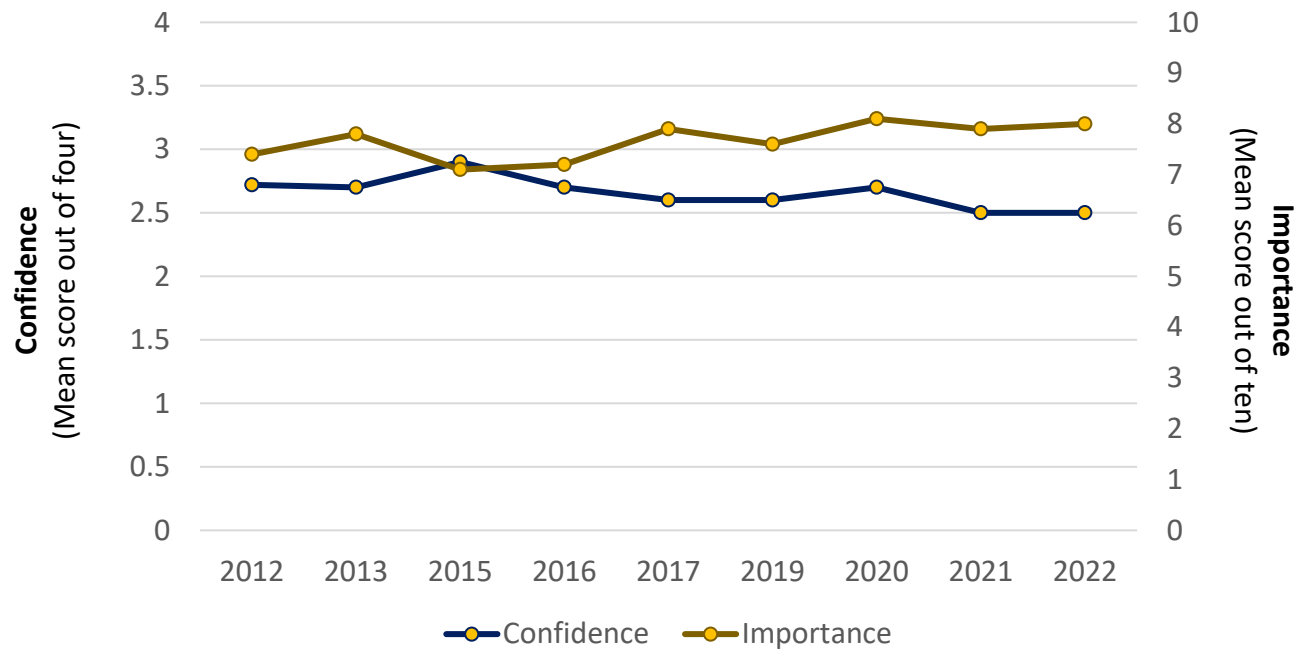
Border protection – Policy chart



For each of the challenges, please rate their importance to you on a scale of 1 to 10, where 1 is not at all important and 10 is very important in terms of Canada’s future. [RANDOMIZE]

Protecting our borders

Protecting our borders



“ The importance of protecting Canada’s borders remains high since the 2020 wave. Confidence in the government’s ability to do so stays at an all-time low, with the same mean score as in 2021. ”

Source: Nanos Research, RDD dual frame hybrid telephone and online random survey, July 29 to August 2, 2022, n=1038, accurate 3.1 percentage points plus or minus, 19 times out of 20.

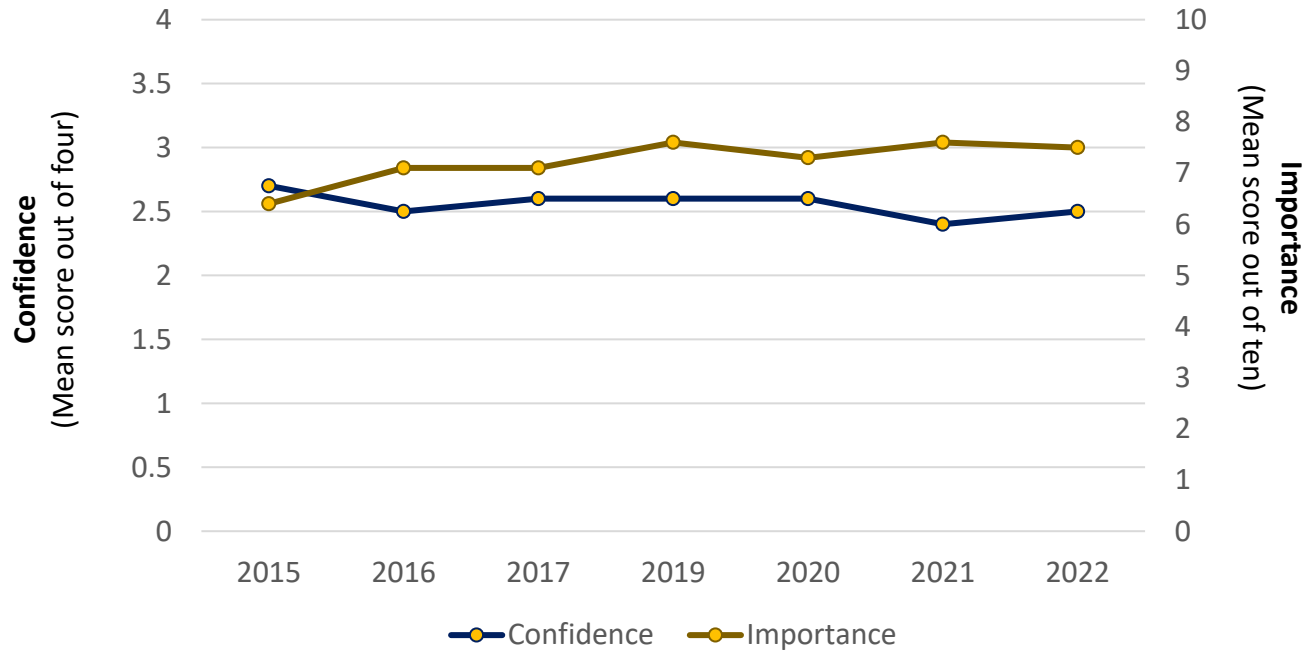
Fighting terrorism – Policy chart



For each of the challenges, please rate their importance to you on a scale of 1 to 10, where 1 is not at all important and 10 is very important in terms of Canada’s future. [RANDOMIZE]

Fighting terrorism

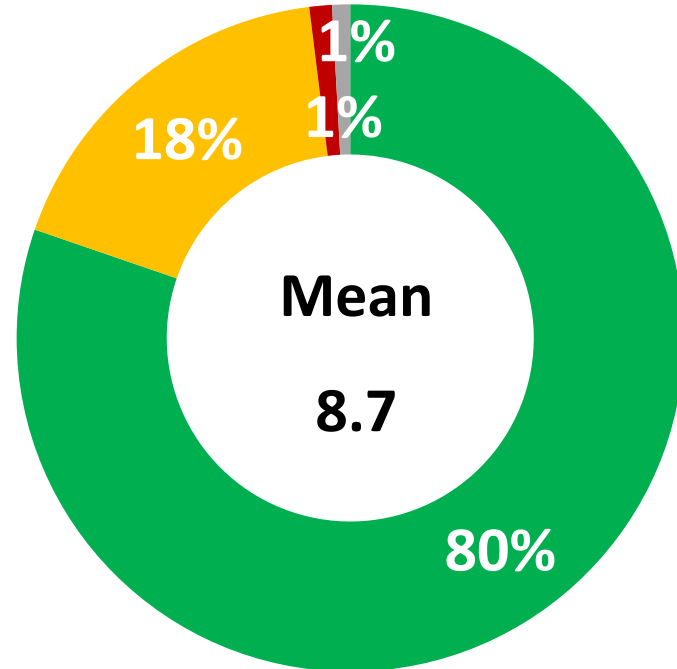
Fighting terrorism



“The importance of fighting terrorism and confidence levels in the government of doing so have remained on similar levels as the 2021 wave.”

Source: Nanos Research, RDD dual frame hybrid telephone and online random survey, July 29 to August 2, 2022, n=1038, accurate 3.1 percentage points plus or minus, 19 times out of 20.

Importance of safe communities



■ Important (8-10) ■ Average (4-7) ■ Not important (1-3) ■ Unsure

*Weighted to the true population proportion.

*Charts may not add up to 100 due to rounding.

Q

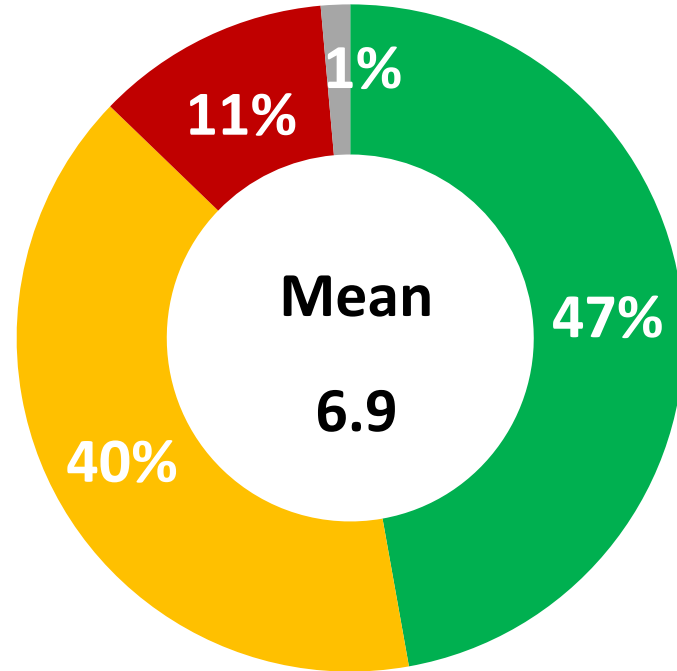
For each of the challenges, please rate their importance to you on a scale of 1 to 10, where 1 is not at all important and 10 is very important in terms of Canada's future. [RANDOMIZE]

Ensuring safe communities

	Atlantic (n=97)	Quebec (n=212)	Ontario (n=360)	Prairies (n=210)	BC (n=159)
Mean	8.9	8.6	8.7	8.8	8.8
	Men (n=557)	Women (n=481)	18 to 34 (n=214)	35 to 54 (n=390)	55 plus (n=434)
	8.5	9.0	8.4	8.7	8.9

Source: Nanos Research, RDD dual frame hybrid telephone and online random survey, July 29 to August 2, 2022, n=1038, accurate 3.1 percentage points plus or minus, 19 times out of 20.

Importance of Canada's role in international affairs



■ Important (8-10) ■ Average (4-7) ■ Not important (1-3) ■ Unsure

*Weighted to the true population proportion.

*Charts may not add up to 100 due to rounding.

Source: Nanos Research, RDD dual frame hybrid telephone and online random survey, July 29 to August 2, 2022, n=1038, accurate 3.1 percentage points plus or minus, 19 times out of 20.

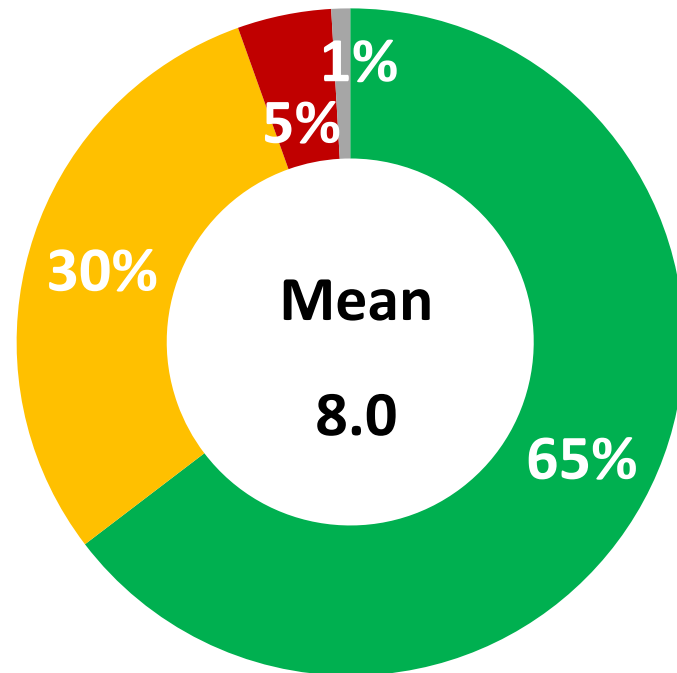
Q

For each of the challenges, please rate their importance to you on a scale of 1 to 10, where 1 is not at all important and 10 is very important in terms of Canada's future. [RANDOMIZE]

Asserting Canada's role in international affairs

	Atlantic (n=97)	Quebec (n=212)	Ontario (n=360)	Prairies (n=210)	BC (n=159)
Mean	7.0	7.9	6.6	6.7	6.6
	Men (n=557)	Women (n=481)	18 to 34 (n=214)	35 to 54 (n=390)	55 plus (n=434)
	6.6	7.3	6.3	6.7	7.5

Importance of border protection



■ Important (8-10) ■ Average (4-7) ■ Not important (1-3) ■ Unsure

*Weighted to the true population proportion.

*Charts may not add up to 100 due to rounding.

Q

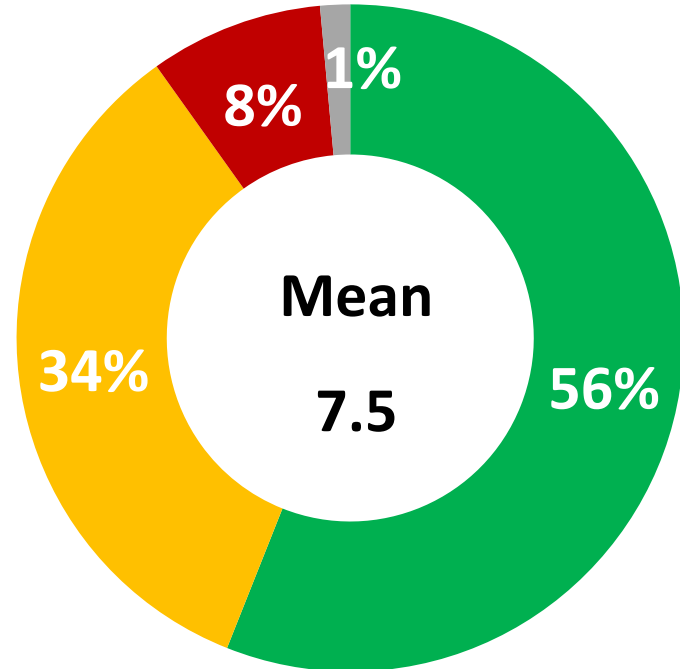
For each of the challenges, please rate their importance to you on a scale of 1 to 10, where 1 is not at all important and 10 is very important in terms of Canada's future. [RANDOMIZE]

Protecting our borders

	Atlantic (n=97)	Quebec (n=212)	Ontario (n=360)	Prairies (n=210)	BC (n=159)
Mean	7.9	8.4	7.8	8.0	7.6
	Men (n=557)	Women (n=481)	18 to 34 (n=214)	35 to 54 (n=390)	55 plus (n=434)
	7.9	8.0	7.3	7.8	8.5

Source: Nanos Research, RDD dual frame hybrid telephone and online random survey, July 29 to August 2, 2022, n=1038, accurate 3.1 percentage points plus or minus, 19 times out of 20.

Importance of fighting terrorism



■ Important (8-10) ■ Average (4-7) ■ Not important (1-3) ■ Unsure

*Weighted to the true population proportion.

*Charts may not add up to 100 due to rounding.

Q

For each of the challenges, please rate their importance to you on a scale of 1 to 10, where 1 is not at all important and 10 is very important in terms of Canada's future. [RANDOMIZE]

Fighting terrorism

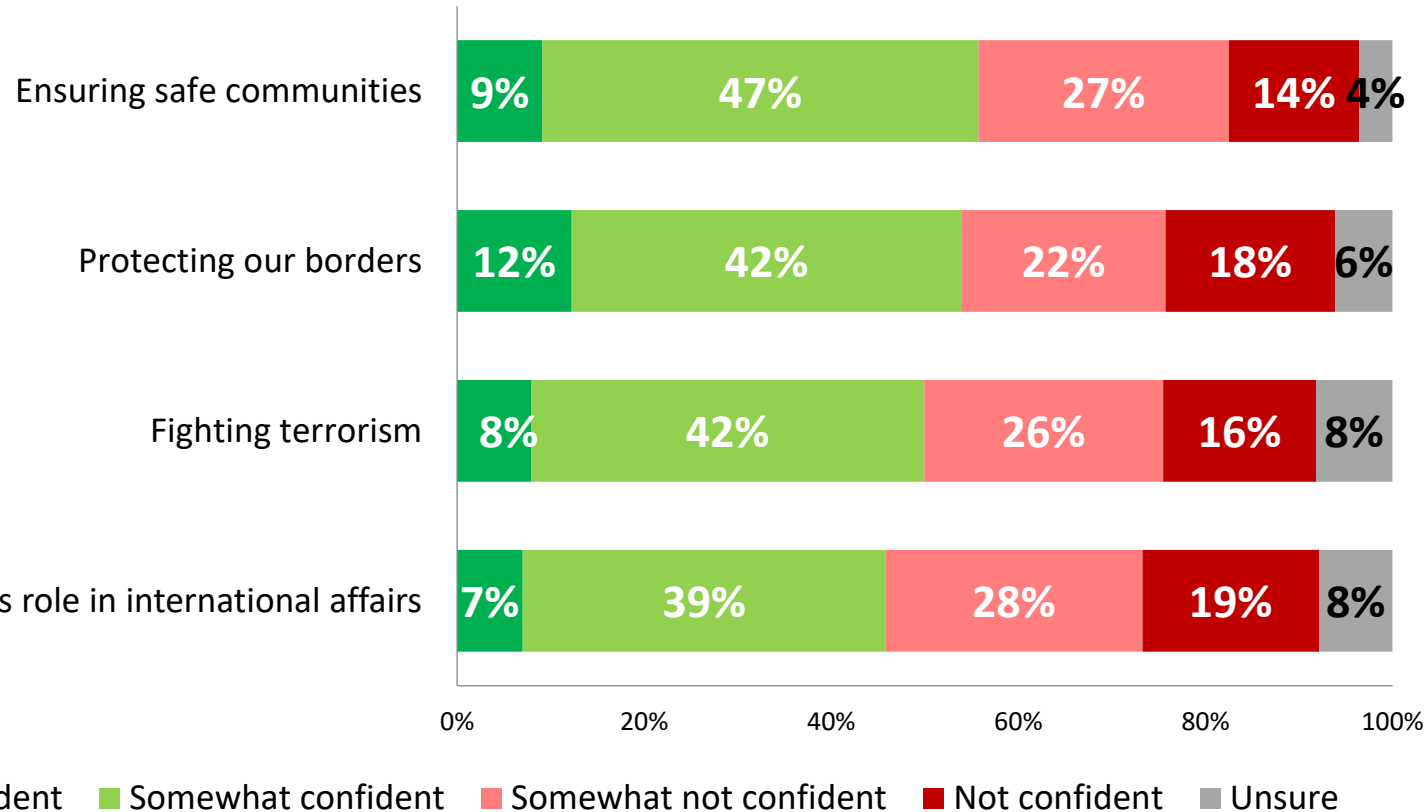
	Atlantic (n=97)	Quebec (n=212)	Ontario (n=360)	Prairies (n=210)	BC (n=159)
Mean	7.5	8.0	7.4	7.3	7.3
	Men (n=557)	Women (n=481)	18 to 34 (n=214)	35 to 54 (n=390)	55 plus (n=434)
	7.3	7.7	7.0	7.2	8.1

Source: Nanos Research, RDD dual frame hybrid telephone and online random survey, July 29 to August 2, 2022, n=1038, accurate 3.1 percentage points plus or minus, 19 times out of 20.

Confidence in nation's ability to find solutions



For each of the challenges, are you confident, somewhat confident, somewhat not confident or not confident in our ability as a nation to find solutions? [RANDOMIZE]



Net Score					
2016	2017	2019	2020	2021	2022
+32.9	+40.7	+30.2	+29.3	+23.8	+15.0
+27.5	+23.7	+20.0	+26.9	+15.5	+14.0
+26.1	+19.0	+22.8	+20.8	-1.0	+8.1
+26.1	+19.6	+5.6	+5.5	-10.7	-0.5

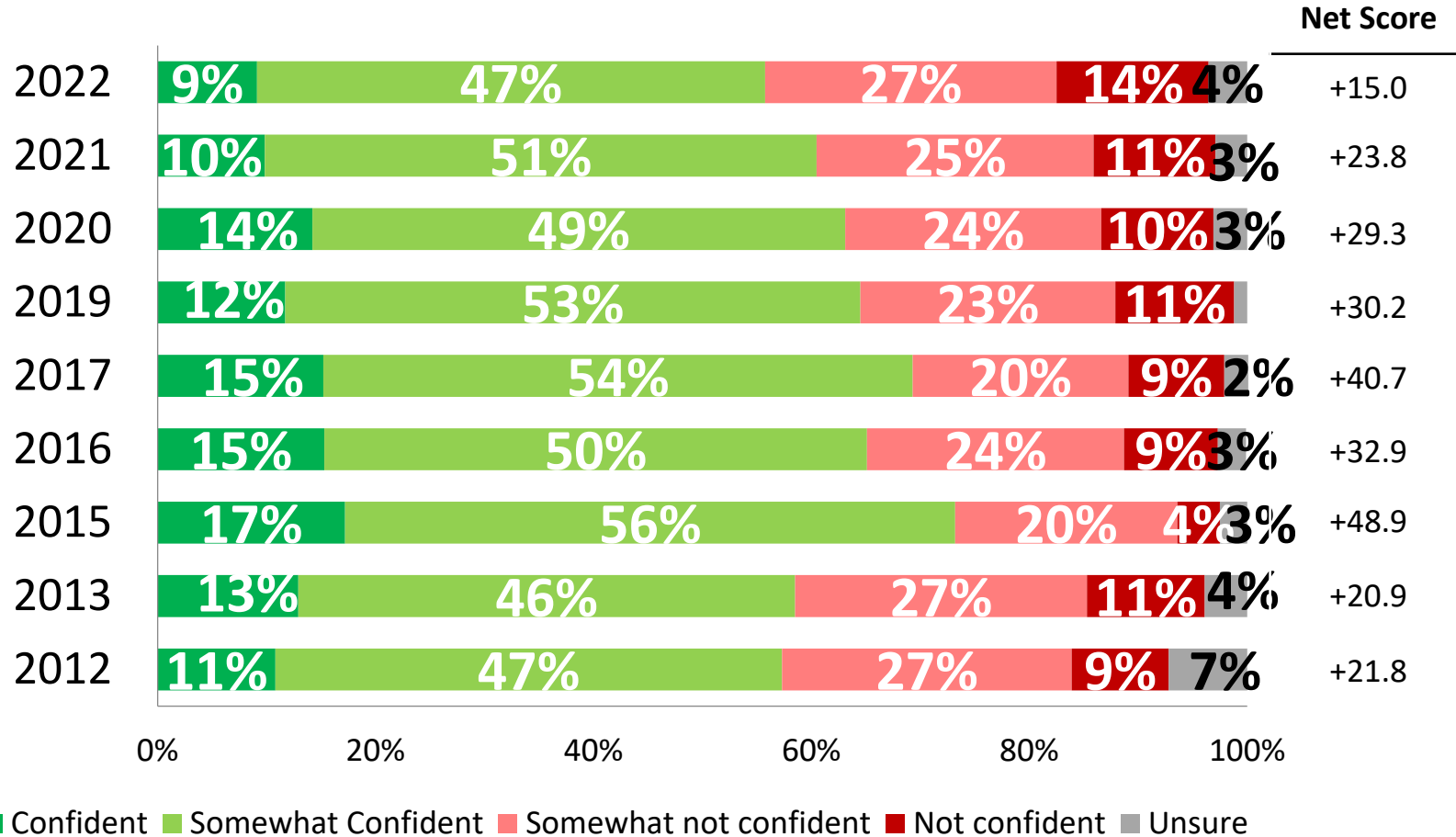
*Weighted to the true population proportion.
 *Charts may not add up to 100 due to rounding.
 *The net score is the difference between all positive and negative numbers in a question.

Source: Nanos Research, RDD dual frame hybrid telephone and online random survey, July 29 to August 2, 2022, n=1038, accurate 3.1 percentage points plus or minus, 19 times out of 20.



Confidence in ensuring safe communities

Q For each of the challenges, are you confident, somewhat confident, somewhat not confident or not confident in our ability as a nation to find solutions? [RANDOMIZE]
Ensuring safe communities



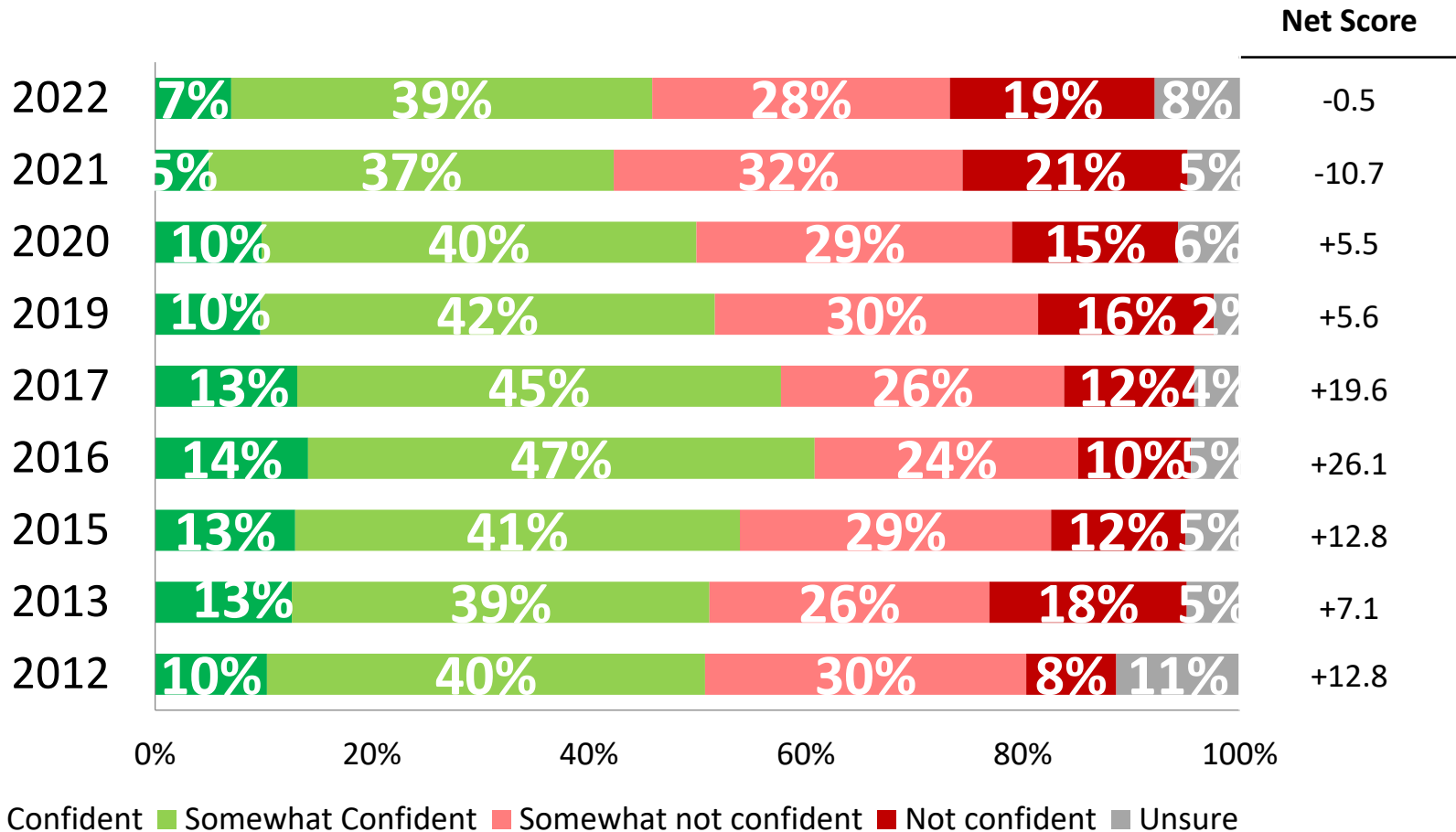
“ There has been a marginal decrease in the proportion of Canadians who are confident (nine per cent) or somewhat confident (47%) in our ability as a nation to find solutions for ensuring safe communities (2021: 10% confident, 51% somewhat confident), continuing a downward trend since 2017. ”

*Weighted to the true population proportion.
 *Charts may not add up to 100 due to rounding.
 *The net score is the difference between all positive and negative numbers in a question.

Source: Nanos Research, RDD dual frame hybrid telephone and online random survey, July 29 to August 2, 2022, n=1038, accurate 3.1 percentage points plus or minus, 19 times out of 20.

Confidence in Canada's role in international affairs

Q For each of the challenges, are you confident, somewhat confident, somewhat not confident or not confident in our ability as a nation to find solutions? [RANDOMIZE]
Asserting Canada's role in international affairs



“ Canadians are marginally more likely to be confident (7%) or somewhat confident (39%) in our ability as a nation to find solutions for asserting Canada's role in international affairs than they were in 2021 (5% confident, 37% somewhat confident – a previous nine year low). ”

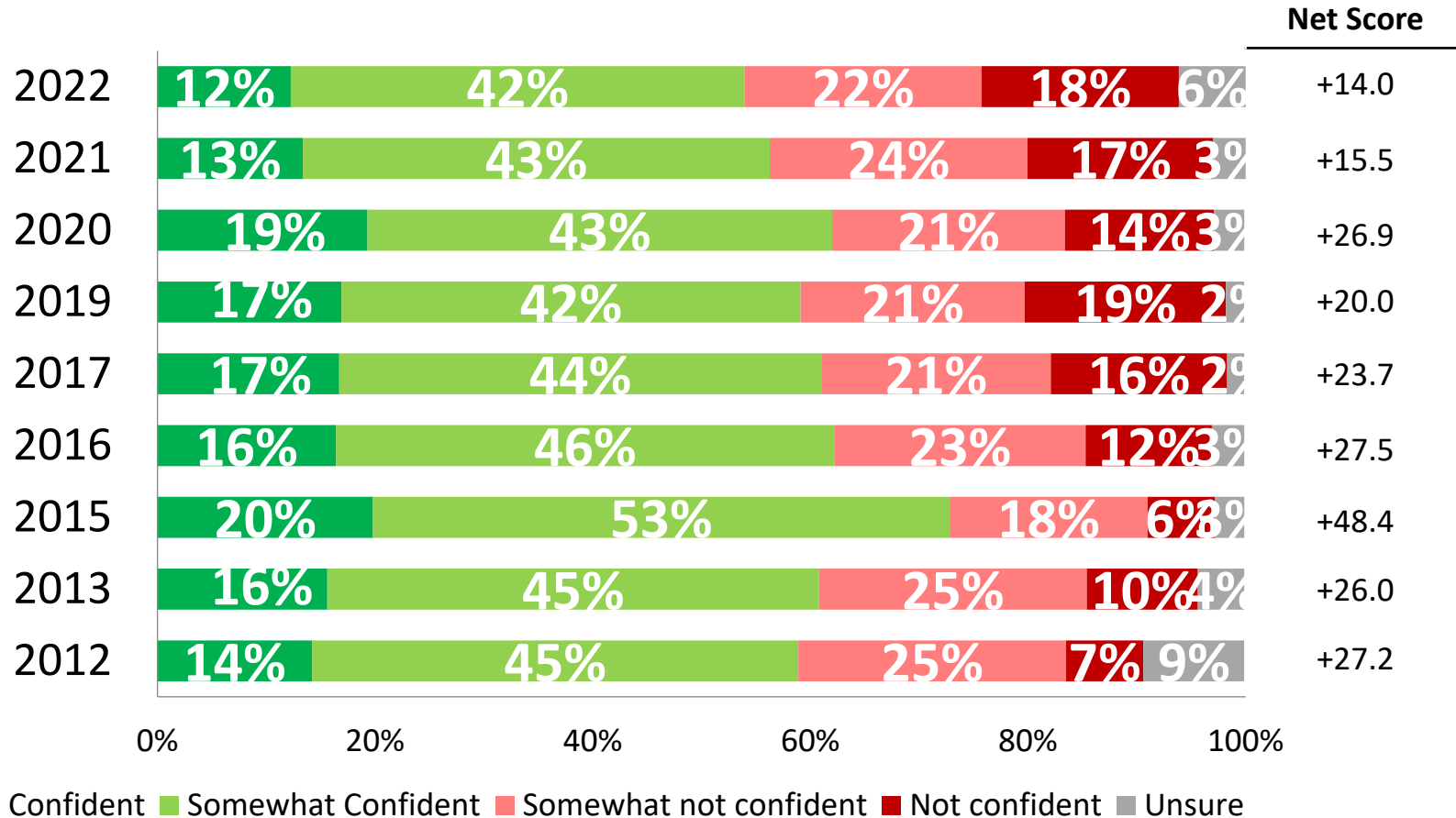
*Weighted to the true population proportion.
 *Charts may not add up to 100 due to rounding.
 *The net score is the difference between all positive and negative numbers in a question.

Source: Nanos Research, RDD dual frame hybrid telephone and online random survey, July 29 to August 2, 2022, n=1038, accurate 3.1 percentage points plus or minus, 19 times out of 20.



Confidence in protecting our borders

Q For each of the challenges, are you confident, somewhat confident, somewhat not confident or not confident in our ability as a nation to find solutions? [RANDOMIZE]
Protecting our borders



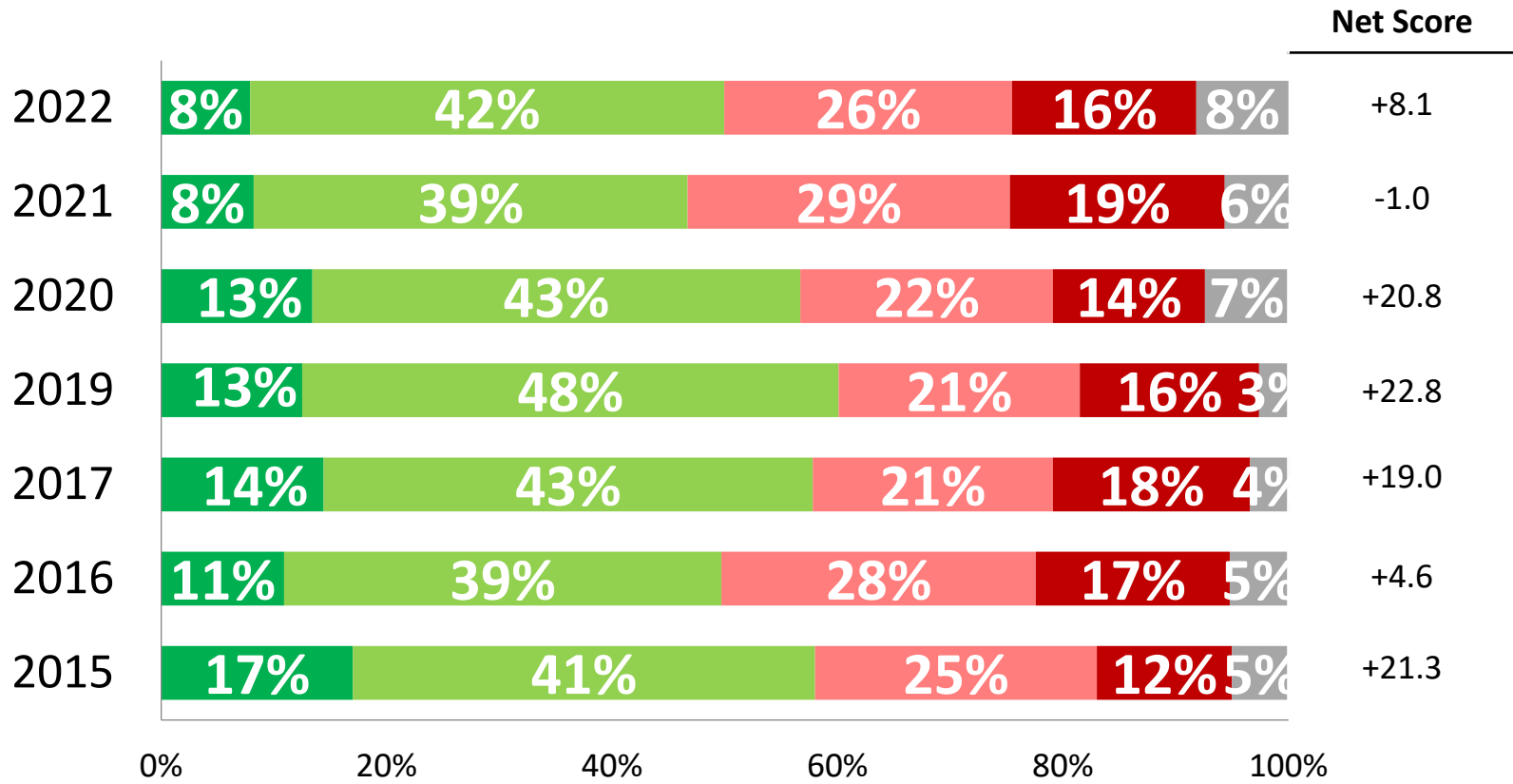
Just over one in two Canadians are confident (12%) or somewhat confident (42%) in our ability as a nation to find solutions for protecting our borders, consistent with the previous wave in 2021 (13% confident; 43% somewhat confident) but continuing a general downward trend since 2015.

*Weighted to the true population proportion.
 *Charts may not add up to 100 due to rounding.
 *The net score is the difference between all positive and negative numbers in a question.

Source: Nanos Research, RDD dual frame hybrid telephone and online random survey, July 29 to August 2, 2022, n=1038, accurate 3.1 percentage points plus or minus, 19 times out of 20.

Confidence in fighting terrorism

Q For each of the challenges, are you confident, somewhat confident, somewhat not confident or not confident in our ability as a nation to find solutions? [RANDOMIZE]
Fighting terrorism



“About one in two Canadians are confident (8%) or somewhat confident (42%) in our ability as a nation to find solutions for fighting terrorism, which is consistent with the previous wave in 2021 (8% confident; 39% somewhat confident).”

■ Confident ■ Somewhat Confident ■ Somewhat not confident ■ Not confident ■ Unsure

*Weighted to the true population proportion.
 *Charts may not add up to 100 due to rounding.
 *The net score is the difference between all positive and negative numbers in a question.

Source: Nanos Research, RDD dual frame hybrid telephone and online random survey, July 29 to August 2, 2022, n=1038, accurate 3.1 percentage points plus or minus, 19 times out of 20.



Nanos conducted an RDD dual frame (land- and cell-lines) hybrid telephone and online random survey of 1,038 Canadians, 18 years of age or older, between July 29th to August 2nd, 2022 as part of an omnibus survey. Participants were randomly recruited by telephone using live agents and administered a survey online. The sample included both land- and cell-lines across Canada. The results were statistically checked and weighted by age and gender using the latest Census information and the sample is geographically stratified to be representative of Canada.

Individuals randomly called using random digit dialling with a maximum of five call backs.

The margin of error for a random survey of 1,000 Canadians is ± 3.1 percentage points, 19 times out of 20.

The research was commissioned and conducted by Nanos Research.

Note: Charts may not add up to 100 due to rounding.



2021 - Nanos conducted an RDD dual frame (land- and cell-lines) hybrid telephone and online random survey of 1,017 Canadians, 18 years of age or older, between September 30th and October 3rd, 2021 as part of an omnibus survey. Participants were randomly recruited by telephone using live agents and administered a survey online. The margin of error for a random survey of 1,017 Canadians is ± 3.1 percentage points, 19 times out of 20.

2020 - Nanos conducted an RDD dual frame (land- and cell-lines) hybrid telephone and online random survey of 1,003 Canadians between September 30th and October 4th, 2020 as part of an omnibus survey. Participants were randomly recruited by telephone using live agents and administered a survey online. The margin of error for a random survey of 1,003 Canadians is ± 3.1 percentage points, 19 times out of 20.

2019 - Nanos conducted an RDD dual frame (land- and cell-lines) hybrid telephone and online random survey of 1,000 Canadians between February 2nd and 5th, 2019, as part of an omnibus survey. Participants were randomly recruited by telephone using live agents and administered a survey online. The margin of error for a random survey of 1,000 Canadians is ± 3.1 percentage points, 19 times out of 20.

2017 - Nanos conducted an RDD dual frame (land- and cell-lines) hybrid telephone and online random survey of 1,000 Canadians between July 23rd to 26th, 2017, as part of an omnibus survey. Participants were randomly recruited by telephone using live agents and administered a survey online. The margin of error for a random survey of 1,000 Canadians is ± 3.1 percentage points, 19 times out of 20.

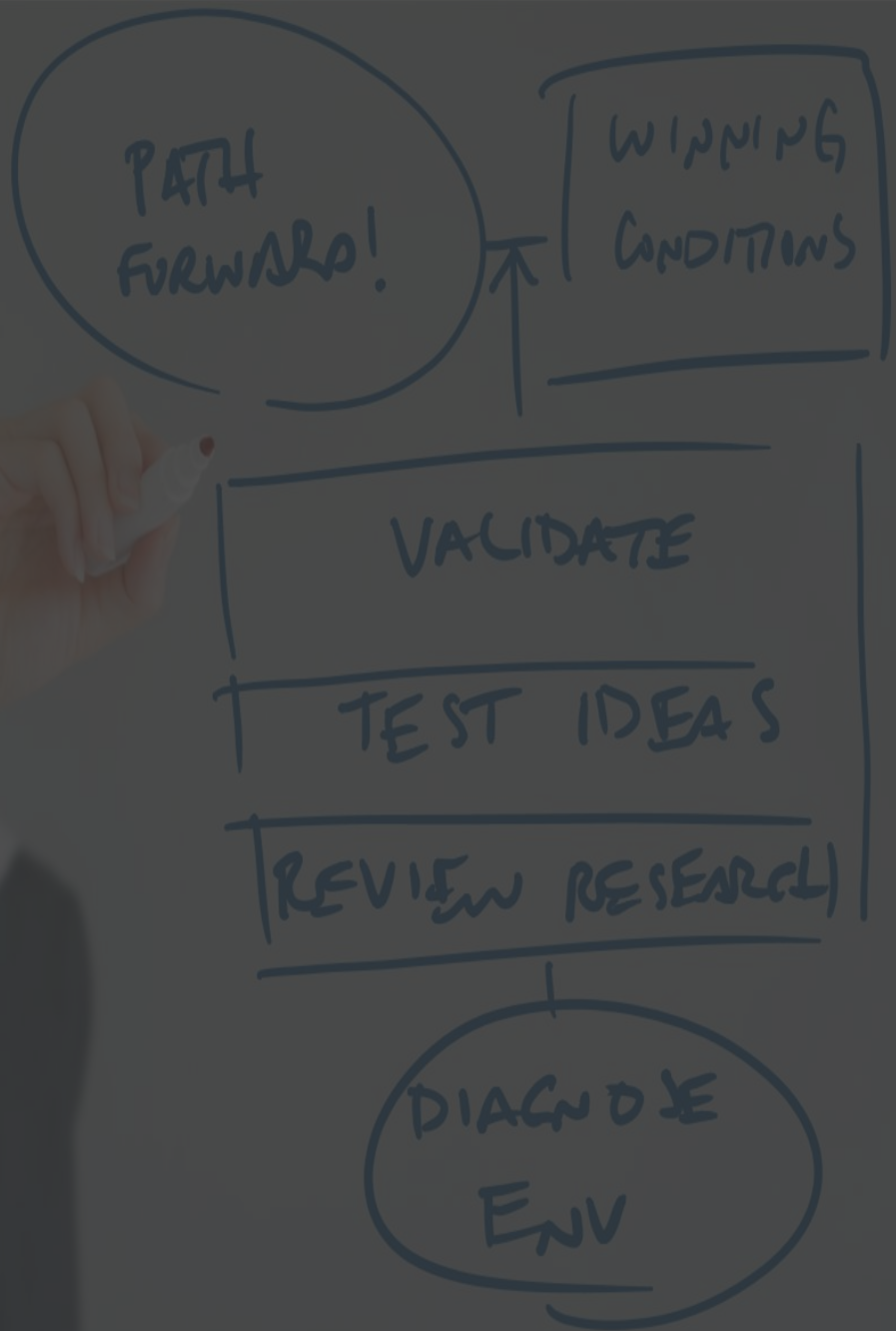
2016 - Nanos conducted an RDD dual frame (land- and cell-lines) hybrid telephone and online random survey of 1,000 Canadians conducted between July 28th and August 1st, 2016, as part of an omnibus survey. Participants were randomly recruited by telephone using live agents and administered a survey online. The margin of error for a survey of 1,000 Canadians is ± 3.1 percentage points, 19 times out of 20.



2015 - Nanos conducted an RDD dual frame (land- and cell-lines) hybrid telephone and online random survey of 1,000 Canadians conducted between May 24th and May 28th, 2015 as part of an omnibus survey. Participants were randomly recruited by telephone using live agents and administered a survey online. The margin of error for a survey of 1,000 Canadians is ± 3.1 percentage points, 19 times out of 20.

2013 - A national RDD dual frame (land- and cell- lines) random telephone survey of 1,013 Canadians conducted between April 6th and 9th, 2013 as part of an omnibus survey. Participants were randomly recruited by telephone using live agents and administered a survey online. The margin of error for a survey of 1,013 Canadians is ± 3.1 percentage points, 19 times out of 20.

2012 - A representative online random survey of 1,000 Canadians, conducted from July 5th to 9th, 2012, accurate 3.1 percentage points plus or minus, 19 times out of 20.



Element	Description	Element	Description
Research sponsor	Nanos Research	Weighting of Data	The results were weighted by age and gender using the latest Census information (2021) and the sample is geographically stratified to ensure a distribution across all regions of Canada. See tables for full weighting disclosure
Population and Final Sample Size	1,038 Randomly selected individuals.	Screening	Screening ensured potential respondents did not work in the market research industry, in the advertising industry, in the media or a political party prior to administering the survey to ensure the integrity of the data.
Source of Sample	Nanos Hybrid Probability Panel	Excluded Demographics	Individuals younger than 18 years old; individuals without land or cell lines, and individuals without internet access could not participate.
Type of Sample	Probability	Stratification	By age and gender using the latest Census information (2021) and the sample is geographically stratified to be representative of Canada. Smaller areas such as Atlantic Canada were marginally oversampled to allow for a minimum regional sample.
Margin of Error	±3.1 percentage points, 19 times out of 20.	Estimated Response Rate	10 percent, consistent with industry norms.
Mode of Survey	RDD dual frame (land- and cell-lines) hybrid telephone and online omnibus survey	Question Order	This is one report of three which contains the questions asked on public policy questions. Reports two and three contain questions on security policy and economic policy.
Sampling Method Base	The sample included both land- and cell-lines RDD (Random Digit Dialed) across Canada.	Question Content	Topics on the omnibus ahead of the survey content included: views on political issues, economic issues, sexual misconduct in hockey, views on Pierre Poilievre and views on Greece.
Demographics (Captured)	Atlantic Canada, Quebec, Ontario, Prairies, British Columbia; Men and Women; 18 years and older. Six digit postal code was used to validate geography.	Question Wording	The questions in the preceding report are written exactly as they were asked to individuals.
Fieldwork/Validation	Individuals were recruited using live interviews with live supervision to validate work, the research questions were administered online	Research/Data Collection Supplier	Nanos Research
Number of Calls	Maximum of five call backs to those recruited.	Contact	Contact Nanos Research for more information or with any concerns or questions. http://www.nanos.co Telephone:(613) 234-4666 ext. 237 Email: info@nanosresearch.com.
Time of Calls	Individuals recruited were called between 12-5:30 pm and 6:30-9:30pm local time for the respondent.		
Field Dates	July 29 th to August 2 nd , 2022.		
Language of Survey	The survey was conducted in both English and French.		
Standards	Nanos Research is a member of the Canadian Research Insights Council (CRIC) and confirms that this research fully complies with all CRIC Standards including the CRIC Public Opinion Research Standards and Disclosure Requirements. https://canadianresearchinsightscouncil.ca/standards/		



nanos dimap analytika



NANOS RUTHERFORD MCKAY & Co.

As one of North America's premier market and public opinion research firms, we put strategic intelligence into the hands of decision makers. The majority of our work is for private sector and public facing organizations and ranges from market studies, managing reputation through to leveraging data intelligence. Nanos Research offers a vertically integrated full service quantitative and qualitative research practice to attain the highest standards and the greatest control over the research process. www.nanos.co

This international joint venture between [dimap](#) and [Nanos](#) brings together top research and data experts from North American and Europe to deliver exceptional data intelligence to clients. The team offers data intelligence services ranging from demographic and sentiment microtargeting; consumer sentiment identification and decision conversion; and, data analytics and profiling for consumer persuasion. www.nanosdimap.com

NRM is an affiliate of Nanos Research and Rutherford McKay Associates. Our service offerings are based on decades of professional experience and extensive research and include public acceptance and engagement, communications audits, and narrative development. www.nrmpublicaffairs.com



TABULATIONS



2022-2199 – Public Policy Map July – Security – STAT SHEET

For each of the challenges, please rate their importance to you on a scale of 1 to 10, where 1 is not at all important and 10 is very important in terms of Canada's future [Randomize]

			Region					Gender		Age				
			Canada 2022-08	Atlantic	Quebec	Ontario	Prairies	British Columbia	Male	Female	18 to 34	35 to 54	55 plus	
Question - Ensuring safe communities	Total	Unwgt N	1038	97	212	360	210	159	557	481	214	390	434	
		Wgt N	1000	67	231	388	175	139	489	511	267	322	411	
		Mean	8.7	8.9	8.6	8.7	8.8	8.8	8.5	9.0	8.4	8.7	8.9	
		Median	9.0	9.0	9.0	9.0	9.0	10.0	9.0	10.0	9.0	9.0	10.0	
	Not at all important (1)	%	0.2	0.0	0.0	0.6	0.0	0.0	0.0	0.5	0.5	0.3	0.0	
		2	%	0.3	0.0	0.4	0.2	0.4	0.0	0.5	0.0	0.0	0.0	0.6
		3	%	0.6	0.0	0.9	1.0	0.0	0.0	1.0	0.3	2.2	0.0	0.0
		4	%	0.8	0.0	0.4	1.6	0.2	0.5	1.7	0.0	2.4	0.5	0.1
		5	%	3.1	3.4	4.4	2.7	0.7	5.2	3.3	2.9	2.3	4.4	2.6
		6	%	4.0	5.5	6.8	2.3	3.0	4.5	5.4	2.6	5.6	3.8	3.1
		7	%	9.9	4.8	8.0	9.5	13.0	12.7	11.4	8.4	12.9	9.4	8.3
		8	%	17.4	16.6	16.0	19.2	19.5	12.1	20.4	14.4	15.9	20.0	16.3
		9	%	17.1	20.6	17.2	18.1	17.7	11.6	16.4	17.8	15.1	17.1	18.4
		Very important (10)	%	45.8	49.0	45.1	43.7	45.6	51.6	38.5	52.8	41.8	43.2	50.5
		Unsure	%	0.9	0.0	0.8	1.1	0.0	1.8	1.3	0.4	1.4	1.3	0.2

For each of the challenges, please rate their importance to you on a scale of 1 to 10, where 1 is not at all important and 10 is very important in terms of Canada's future [Randomize]

			Region					Gender		Age				
			Canada 2022-08	Atlantic	Quebec	Ontario	Prairies	British Columbia	Male	Female	18 to 34	35 to 54	55 plus	
Question - Asserting Canada's role in international affairs	Total	Unwgt N	1038	97	212	360	210	159	557	481	214	390	434	
		Wgt N	1000	67	231	388	175	139	489	511	267	322	411	
		Mean	6.9	7.0	7.9	6.6	6.7	6.6	6.6	7.3	6.3	6.7	7.5	
		Median	7.0	7.0	8.0	7.0	7.0	7.0	7.0	8.0	7.0	7.0	8.0	
	Not at all important (1)	%	5.1	3.1	0.9	7.5	5.8	5.1	6.9	3.3	8.0	5.9	2.5	
		2	%	2.3	3.2	1.7	2.3	3.5	1.1	3.3	1.3	1.7	2.6	2.4
		3	%	4.1	4.3	2.2	5.8	1.1	6.0	4.5	3.6	4.8	5.4	2.5
		4	%	3.9	8.1	0.9	4.9	3.0	5.2	4.0	3.8	6.2	3.6	2.7
		5	%	9.7	10.4	5.1	9.8	10.1	16.1	10.9	8.6	11.8	8.9	9.0
		6	%	10.9	4.5	8.5	12.4	15.3	8.4	11.7	10.1	13.3	12.1	8.4
		7	%	15.5	15.6	18.0	12.8	16.0	18.5	16.1	14.9	16.7	15.9	14.5
		8	%	18.4	14.6	17.9	17.1	24.6	16.4	18.5	18.2	14.9	20.7	18.7
		9	%	10.8	13.4	18.4	8.3	8.7	6.9	9.2	12.4	6.4	8.3	15.7
		Very important (10)	%	18.0	20.0	25.7	16.9	11.4	15.6	13.9	21.9	12.5	15.5	23.5
		Unsure	%	1.4	2.8	0.8	2.2	0.5	0.7	0.9	1.9	3.7	1.1	0.2

Nanos conducted an RDD dual frame (land- and cell- lines) hybrid telephone and online random survey of 1,038 Canadians, 18 years of age or older, between July 29th and August 2nd, 2022. The margin of error this survey is ±3.1 percentage points, 19 times out of 20.



2022-2199 – Public Policy Map July – Security – STAT SHEET

For each of the challenges, please rate their importance to you on a scale of 1 to 10, where 1 is not at all important and 10 is very important in terms of Canada's future [Randomize]

			Region					Gender		Age				
			Canada 2022-08	Atlantic	Quebec	Ontario	Prairies	British Columbia	Male	Female	18 to 34	35 to 54	55 plus	
Question - Protecting our borders	Total	Unwgt N	1038	97	212	360	210	159	557	481	214	390	434	
		Wgt N	1000	67	231	388	175	139	489	511	267	322	411	
		Mean	8.0	7.9	8.4	7.8	8.0	7.6	7.9	8.0	7.3	7.8	8.5	
		Median	8.0	8.0	9.0	8.0	8.0	8.0	8.0	8.0	8.0	8.0	9.0	
		Not at all important (1)	%	1.3	1.6	0.4	1.4	1.7	1.8	1.2	1.4	3.1	1.5	0.0
	2	%	1.4	1.2	0.9	1.4	0.5	3.2	1.3	1.4	2.0	1.6	0.8	
	3	%	1.9	2.3	1.7	2.2	0.8	2.4	2.6	1.2	3.7	1.4	1.1	
	4	%	3.6	5.1	3.3	3.3	4.7	2.5	3.8	3.4	7.5	2.7	1.7	
	5	%	6.0	10.9	2.5	6.7	5.0	8.5	5.6	6.4	4.3	7.1	6.2	
	6	%	8.5	3.4	7.2	10.7	7.5	8.0	8.5	8.5	13.0	9.9	4.4	
	7	%	11.9	8.3	9.5	12.3	12.9	15.2	11.4	12.3	12.7	14.6	9.2	
	8	%	16.8	17.0	17.5	14.8	21.2	15.6	17.7	16.0	13.7	17.7	18.1	
	9	%	12.3	14.4	10.7	13.0	11.8	12.7	12.2	12.4	11.7	11.7	13.2	
	Very important (10)	%	35.5	34.6	45.8	33.5	33.0	27.5	35.1	35.9	27.4	30.9	44.3	
	Unsure	%	0.9	1.2	0.4	0.6	0.9	2.6	0.7	1.1	0.9	0.8	1.0	

For each of the challenges, please rate their importance to you on a scale of 1 to 10, where 1 is not at all important and 10 is very important in terms of Canada's future [Randomize]

			Region					Gender		Age				
			Canada 2022-08	Atlantic	Quebec	Ontario	Prairies	British Columbia	Male	Female	18 to 34	35 to 54	55 plus	
Question - Fighting terrorism	Total	Unwgt N	1038	97	212	360	210	159	557	481	214	390	434	
		Wgt N	1000	67	231	388	175	139	489	511	267	322	411	
		Mean	7.5	7.5	8.0	7.4	7.3	7.3	7.3	7.7	7.0	7.2	8.1	
		Median	8.0	8.0	9.0	8.0	8.0	8.0	8.0	8.0	7.0	8.0	9.0	
		Not at all important (1)	%	2.3	1.6	0.0	3.8	2.1	2.4	2.8	1.7	4.3	2.7	0.6
	2	%	1.7	2.0	1.3	2.0	1.8	1.1	2.1	1.2	1.5	1.9	1.5	
	3	%	4.5	6.3	2.2	5.3	6.3	2.8	6.4	2.7	8.1	4.4	2.2	
	4	%	3.6	7.7	5.1	2.3	1.0	6.3	3.4	3.8	5.7	4.3	1.7	
	5	%	8.2	7.0	7.8	7.1	9.3	11.0	8.8	7.6	5.4	11.3	7.6	
	6	%	10.0	4.6	6.7	10.5	13.5	12.0	10.0	10.0	11.3	10.8	8.5	
	7	%	12.3	12.5	10.6	12.1	14.7	12.7	11.5	13.2	13.7	14.0	10.1	
	8	%	15.0	14.1	15.9	16.2	14.1	11.9	14.1	15.9	15.7	13.2	16.0	
	9	%	10.0	11.0	11.3	9.2	9.7	10.2	9.6	10.4	7.4	11.1	10.9	
	Very important (10)	%	31.0	33.3	38.6	29.3	26.6	27.4	29.9	32.1	23.6	25.3	40.3	
	Unsure	%	1.4	0.0	0.4	2.3	1.0	2.1	1.5	1.4	3.3	1.1	0.5	

Nanos conducted an RDD dual frame (land- and cell- lines) hybrid telephone and online random survey of 1,038 Canadians, 18 years of age or older, between July 29th and August 2nd, 2022. The margin of error this survey is ±3.1 percentage points, 19 times out of 20.



2022-2199 – Public Policy Map July – Security – STAT SHEET

For each of the challenges, are you confident, somewhat confident, somewhat not confident or not confident in our ability as a nation to find solutions? [RANDOMIZE]

			Region					Gender		Age			
			Canada 2022-08	Atlantic	Quebec	Ontario	Prairies	British Columbia	Male	Female	18 to 34	35 to 54	55 plus
Question - Ensuring safe communities	Total	Unwgt N	1038	97	212	360	210	159	557	481	214	390	434
		Wgt N	1000	67	231	388	175	139	489	511	267	322	411
		Mean	2.5	2.6	2.6	2.5	2.4	2.6	2.5	2.5	2.5	2.5	2.6
		Median	3.0	3.0	3.0	3.0	3.0	3.0	3.0	3.0	3.0	3.0	3.0
	Confident	%	9.1	9.2	6.6	10.6	6.3	12.7	9.1	9.2	9.7	9.0	8.9
	Somewhat confident	%	46.6	49.6	49.5	44.9	44.3	48.0	45.9	47.4	41.3	48.9	48.3
	Somewhat not confident	%	26.8	31.7	32.2	24.6	26.4	21.7	27.1	26.4	26.8	25.0	28.2
	Not confident	%	13.9	9.5	5.5	16.5	19.3	16.4	14.9	13.0	16.2	14.4	12.2
	Unsure	%	3.5	0.0	6.1	3.3	3.8	1.2	3.0	4.0	6.0	2.8	2.5

For each of the challenges, are you confident, somewhat confident, somewhat not confident or not confident in our ability as a nation to find solutions? [RANDOMIZE]

			Region					Gender		Age			
			Canada 2022-08	Atlantic	Quebec	Ontario	Prairies	British Columbia	Male	Female	18 to 34	35 to 54	55 plus
Question - Asserting Canada's role in international affairs	Total	Unwgt N	1038	97	212	360	210	159	557	481	214	390	434
		Wgt N	1000	67	231	388	175	139	489	511	267	322	411
		Mean	2.4	2.4	2.5	2.3	2.2	2.4	2.2	2.5	2.3	2.3	2.4
		Median	2.0	3.0	3.0	2.0	2.0	3.0	2.0	3.0	2.0	2.0	3.0
	Confident	%	7.0	4.4	7.3	7.6	6.8	6.4	5.6	8.4	5.6	6.8	8.1
	Somewhat confident	%	38.8	42.8	43.8	36.3	33.4	42.3	35.1	42.4	37.3	37.3	40.9
	Somewhat not confident	%	27.5	27.3	30.8	27.1	26.5	24.1	29.1	25.9	25.8	29.4	27.0
	Not confident	%	18.9	14.4	12.2	20.1	27.2	18.3	24.4	13.6	20.5	19.6	17.3
	Unsure	%	7.9	11.1	5.8	8.9	6.1	8.8	5.8	9.8	10.8	6.9	6.7

For each of the challenges, are you confident, somewhat confident, somewhat not confident or not confident in our ability as a nation to find solutions? [RANDOMIZE]

			Region					Gender		Age			
			Canada 2022-08	Atlantic	Quebec	Ontario	Prairies	British Columbia	Male	Female	18 to 34	35 to 54	55 plus
Question - Protecting our borders	Total	Unwgt N	1038	97	212	360	210	159	557	481	214	390	434
		Wgt N	1000	67	231	388	175	139	489	511	267	322	411
		Mean	2.5	2.7	2.6	2.5	2.3	2.6	2.4	2.6	2.5	2.5	2.5
		Median	3.0	3.0	3.0	3.0	2.0	3.0	3.0	3.0	3.0	3.0	3.0
	Confident	%	12.2	16.5	12.9	12.2	8.7	13.8	10.7	13.7	13.1	12.1	11.8
	Somewhat confident	%	41.7	41.8	40.6	43.2	36.8	45.5	39.4	43.9	41.2	41.1	42.5
	Somewhat not confident	%	21.8	24.4	27.0	19.5	21.8	18.2	22.6	21.0	17.7	22.0	24.2
	Not confident	%	18.1	9.8	14.1	19.3	25.6	16.2	22.2	14.3	18.3	19.1	17.3
	Unsure	%	6.1	7.4	5.5	5.7	7.2	6.4	5.1	7.1	9.6	5.6	4.3

Nanos conducted an RDD dual frame (land- and cell- lines) hybrid telephone and online random survey of 1,038 Canadians, 18 years of age or older, between July 29th and August 2nd, 2022. The margin of error this survey is ±3.1 percentage points, 19 times out of 20.



2022-2199 – Public Policy Map July – Security – STAT SHEET

For each of the challenges, are you confident, somewhat confident, somewhat not confident or not confident in our ability as a nation to find solutions? [RANDOMIZE]

		Region					Gender		Age					
		Canada 2022-08	Atlantic	Quebec	Ontario	Prairies	British Columbia	Male	Female	18 to 34	35 to 54	55 plus		
Question - Fighting terrorism	Total	Unwgt N	1038	97	212	360	210	159	557	481	214	390	434	
		Wgt N	1000	67	231	388	175	139	489	511	267	322	411	
		Mean	2.5	2.7	2.5	2.4	2.3	2.5	2.4	2.5	2.5	2.4	2.5	
		Median	3.0	3.0	3.0	3.0	2.0	3.0	3.0	3.0	3.0	3.0	3.0	
		Confident	%	7.9	16.2	7.1	7.5	6.1	8.5	7.3	8.5	7.8	6.6	9.0
		Somewhat confident	%	42.1	41.0	47.4	40.3	38.9	42.7	40.5	43.5	44.9	42.1	40.2
		Somewhat not confident	%	25.5	27.3	27.2	24.0	25.5	26.1	27.1	24.0	20.7	24.1	29.8
		Not confident	%	16.3	7.5	10.9	18.9	22.7	14.5	19.7	13.1	16.3	19.0	14.3
		Unsure	%	8.2	8.0	7.3	9.3	6.9	8.1	5.3	10.9	10.3	8.2	6.7