



Canadians and Americans continue to share focus on shipments from China for inspection, and believe China poses the greatest health threat to their countries – 18 year tracking study.

The Nanos-UB North American Monitor has been tracking the sentiment of Canadians and Americans for 18 years. This is the second wave with Joe Biden as President of the United States and seventh wave with Justin Trudeau as Prime Minister of Canada.

The Nanos North American Monitor is conducted by the Nanos Research Corporation, which is headquartered in Canada and operates both in Canada and the United States. Parallel questions on bi-national issues are tracked by means of a hybrid telephone and online random sample of Canadians in the month of June, and a random representative online sample of Americans conducted in the month of July.

Nanos conducted an RDD dual frame hybrid telephone and online survey of 1002 Canadians, 18 years of age or older, between June 30th and July 4th, 2022, and a non-probability, representative online survey of 1107 Americans between July 21st to 22nd, 2022.

Key Findings

1

Inspections by officials

Canadians and Americans continue to agree that China is the greatest priority for inspecting goods (65% of Canadians, 45% of Americans). China continues to be the top answer among Canadians in terms of which visitors should be questioned most thoroughly (57%), while Americans feel visitors from Mexico should be questioned more thoroughly (37%), with China close behind (34%).

2

Health threats

A majority of Americans and Canadians continue to agree that China poses the greatest health threat to their countries (Americans: 66%; Canadians: 59%), while Canadians were more likely than Americans to view the other of the two countries as the greatest health threat to their own country (35% of Canadians said the U.S. while five per cent of Americans said Canada). Nearly one in eight Americans (13%) mentioned Mexico, compared to two per cent of Canadians.

3

Values and rights

Americans were significantly less likely to say Canada is closest to the U.S. in terms of both human rights (42%, 66% in 2021), and family values (45%, 58% in 2021) compared to 2021, although they still feel Canada is closer than the other countries. Canadians continue to feel Britain is closest to Canada in terms of both human rights (43%) and family values (44%), while over half (54%) of Canadians are likely to say that the U.S. is most similar in terms of business values.

Key Findings

4

National interest

Over half of Canadians either strongly agree (18%) or agree (37%) with Canada following its own interests, remaining consistent with previous waves, while about the same proportion of Americans strongly agree (18%) or agree (37%), which is a significant increase from the previous wave (10% strongly agree, 29% agree).

5

Cooperation

Overall, Americans and Canadians agree on the need for closer cooperation between their two countries. Most Canadians continue to agree that Canada and the U.S. should either work much closer with or somewhat closer with the U.S. on things like national security (much closer: 26%; somewhat closer: 31%) and anti-terrorism (much closer: 31%; somewhat closer: 30%). Americans answered similarly regarding national security (much closer: 30%; somewhat closer: 34%) and border security (much closer: 31%; somewhat closer: 32%).

Health Threat

“

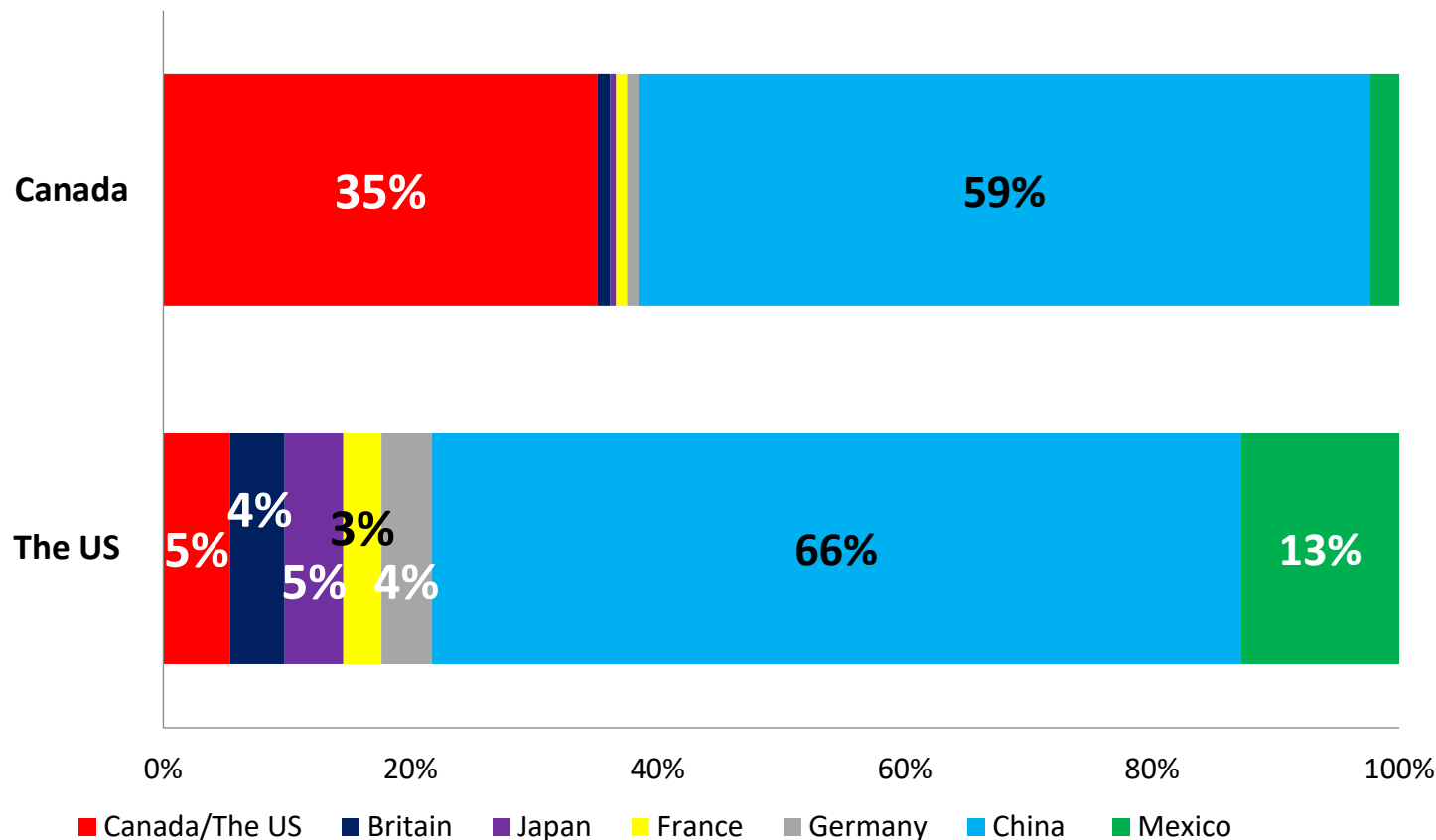
Canadians were most likely to say that China poses the greatest health threat to their country in 2022, which is consistent with the previous year. Americans remain most likely to say China poses the greatest health threat to their country as well.

”

Comparing who Canadians and Americans think is the greatest health risk

Q

Which of the following countries is the greatest health threat to [CANADIANS/AMERICANS] when it comes to things like a pandemic. [RANDOMIZE]



“

Both Canadians (59%) and Americans (66%) were most likely to say that China poses the greatest health threat to their countries. Canadians were much more likely (35%) than Americans (five per cent) to say the other of the two countries poses the greatest health risk.

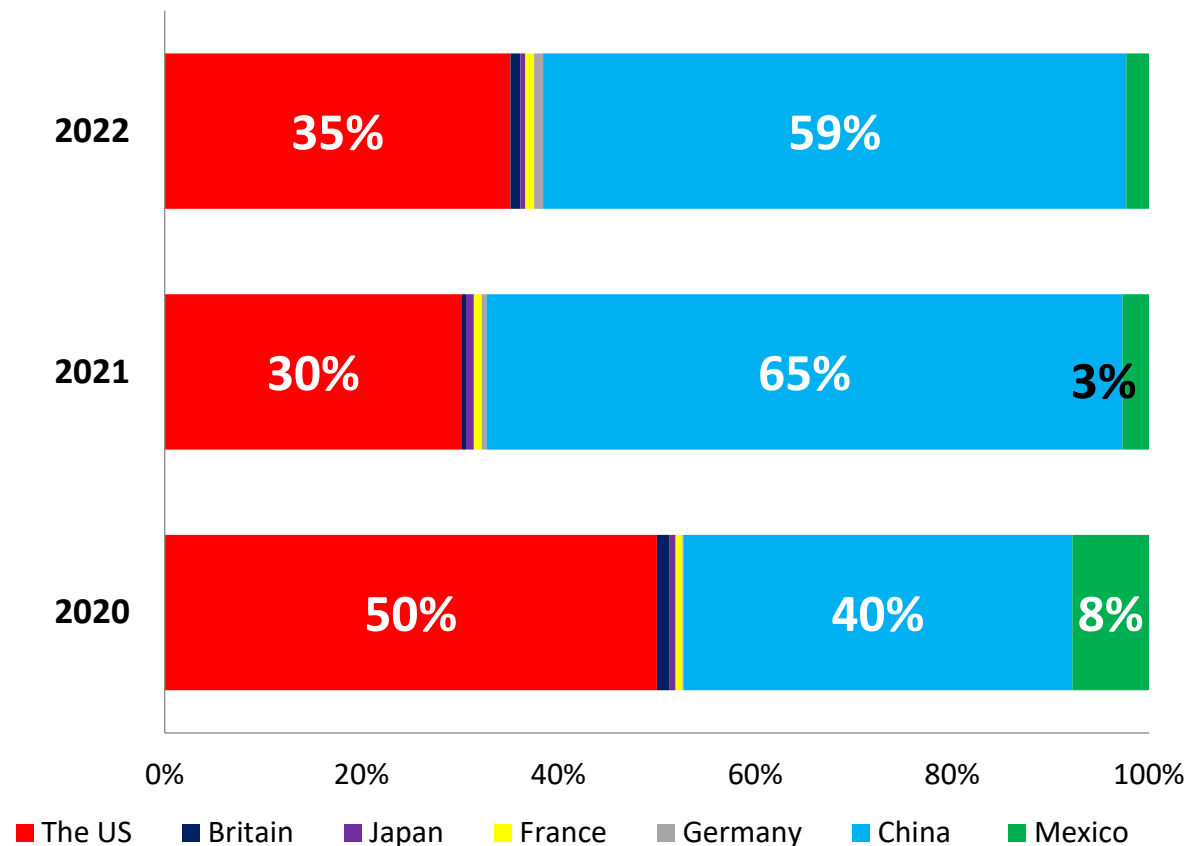
”

*Weighted to the true population proportion.

*Charts may not add up to 100 due to rounding.

Source: Nanos Research, RDD dual frame hybrid telephone and online random survey, June 30th to July 4th, 2022, n=1002 Canadians, accurate 3.1 percentage points plus or minus, 19 times out of 20. Nanos Research, online non-probability survey, July 21st to 22nd, 2022, n=1107 Americans.

Canadians on what country is the greatest health threat



*Weighted to the true population proportion.

*Charts may not add up to 100 due to rounding.

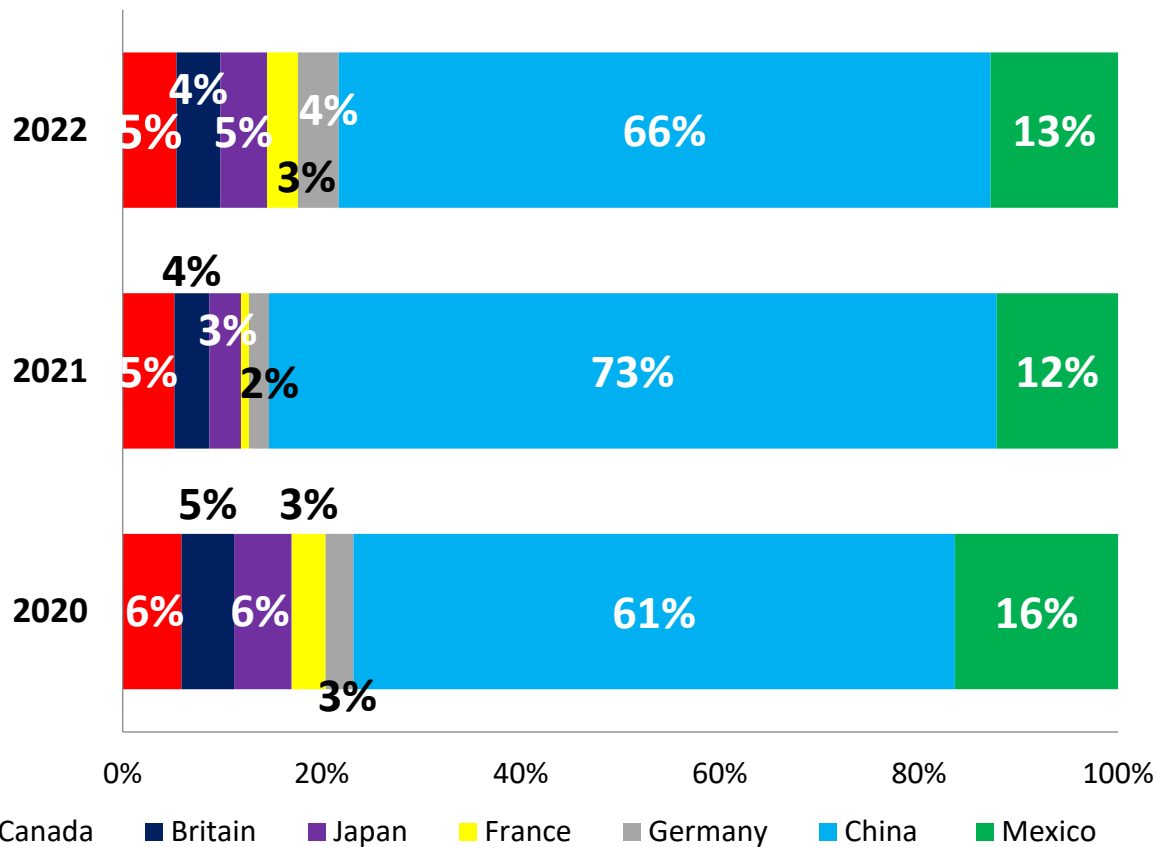
Source: Nanos Research, RDD dual frame hybrid telephone and online random survey, June 30th to July 4th, 2022, n=1002 Canadians, accurate 3.1 percentage points plus or minus, 19 times out of 20.

Q

Which of the following countries is the greatest health threat to Canadians when it comes to things like a pandemic. [RANDOMIZE]

	Atlantic (n=100)	Quebec (n=251)	Ontario (n=309)	Prairies (n=205)	BC (n=137)
The US	39.6%	34.0%	35.9%	31.2%	38.2%
Men (n=533)	33.5%	36.7%	43.0%	37.8%	27.2%
Women (n=469)	33.5%	36.7%	43.0%	37.8%	27.2%
18 to 34 (n=276)	33.5%	36.7%	43.0%	37.8%	27.2%
35 to 54 (n=367)	33.5%	36.7%	43.0%	37.8%	27.2%
55 plus (n=359)	33.5%	36.7%	43.0%	37.8%	27.2%
China	57.4%	59.8%	58.3%	61.8%	58.3%
Men (n=533)	62.2%	56.4%	50.3%	58.8%	65.8%
Women (n=469)	62.2%	56.4%	50.3%	58.8%	65.8%
18 to 34 (n=276)	62.2%	56.4%	50.3%	58.8%	65.8%
35 to 54 (n=367)	62.2%	56.4%	50.3%	58.8%	65.8%
55 plus (n=359)	62.2%	56.4%	50.3%	58.8%	65.8%

Americans on what country is the greatest health threat



*Weighted to the true population proportion.

*Charts may not add up to 100 due to rounding.

Source: Nanos Research, online non-probability survey, July 21st to 22nd, 2022 , n=1107 Americans.

Q

Which of the following countries is the greatest health threat to Americans when it comes to things like a pandemic. [RANDOMIZE]

China

Northeast
(n=179)

South
(n=462)

Midwest
(n=238)

West
(n=228)

62.5%

64.3%

64.9%

70.3%

Men
(n=423)

Women
(n=684)

18 to 34
(n=426)

35 to 54
(n=419)

55 plus
(n=262)

66.3%

64.8%

50.4%

60.4%

82.4%

Mexico

Northeast
(n=179)

South
(n=462)

Midwest
(n=238)

West
(n=228)

12.8%

10.3%

14.3%

12.3%

Men
(n=423)

Women
(n=684)

18 to 34
(n=426)

35 to 54
(n=419)

55 plus
(n=262)

13.3%

12.3%

15.7%

14.8%

8.6%

National Interest

“

Americans increasingly agree that their country should follow its own interests, even if this leads to conflict with other nations compared to the previous wave, while Canadians are about as likely to say so as the previous wave.

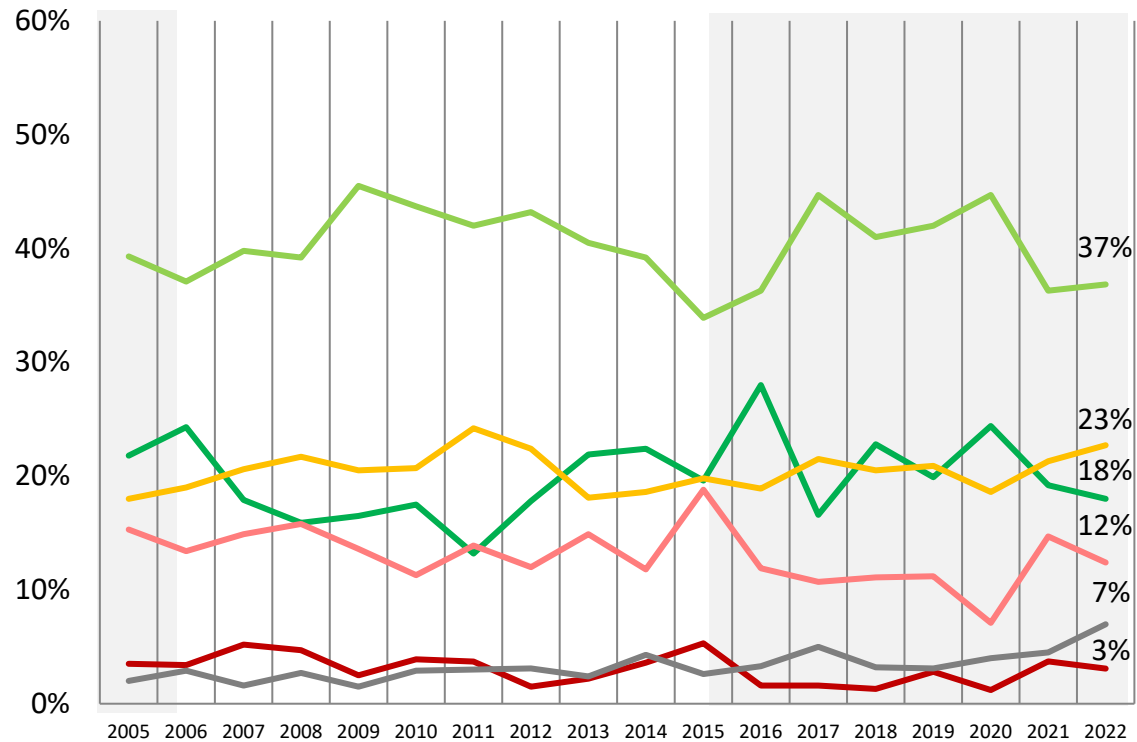
”

Canadians and Americans on following their own interests

Q

Canada should follow its own interests, even if this leads to conflict with other nations. Do you strongly agree, agree, neither agree nor disagree, disagree, or strongly disagree?

The U.S. should follow its own interests, even if this leads to conflict with other nations. Do you strongly agree, agree, neither agree nor disagree, disagree, or strongly disagree?

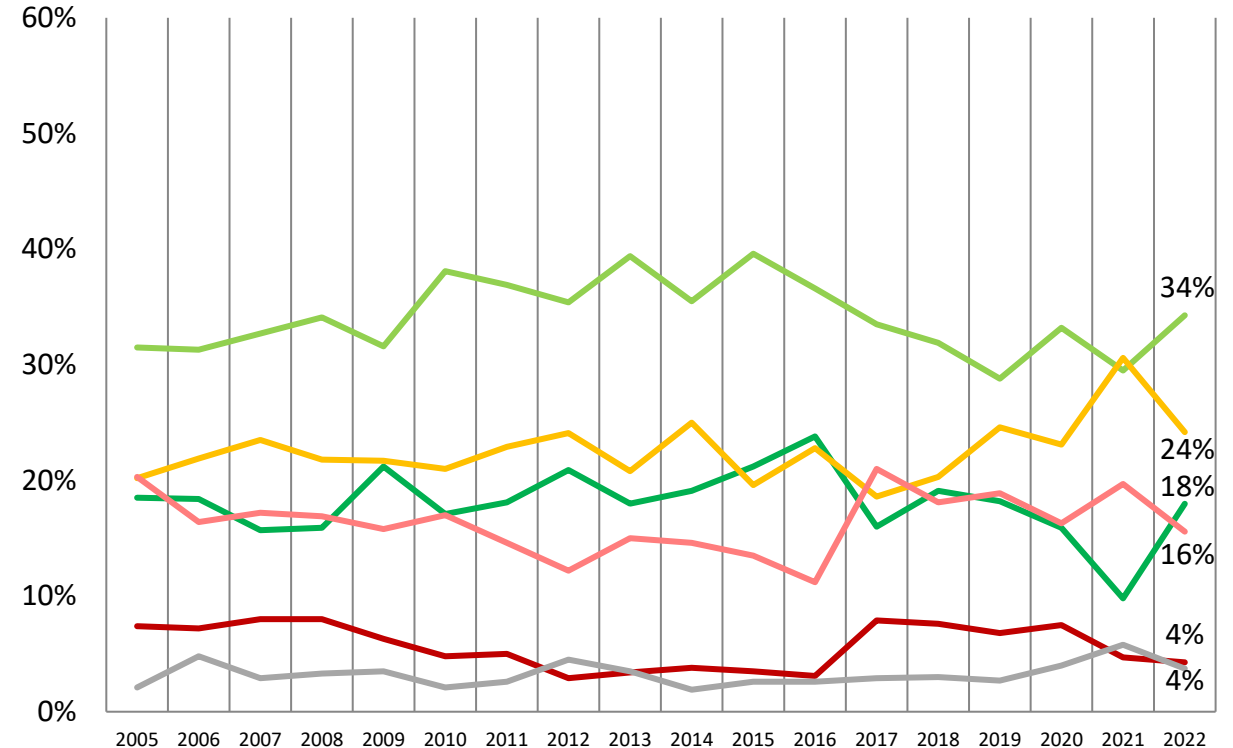
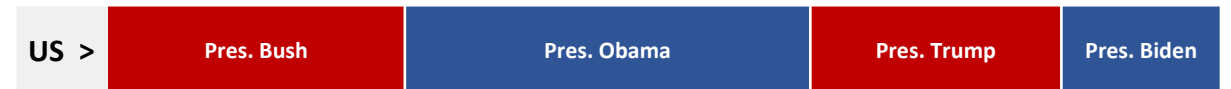


— Strongly agree — Agree — Neither agree nor disagree
 — Disagree — Strongly disagree — Can't choose/don't know

*Weighted to the true population proportion.

*Charts may not add up to 100 due to rounding.

Source: Nanos Research, RDD dual frame hybrid telephone and online random survey, June 30th to July 4th, 2022, n=1002 Canadians, accurate 3.1 percentage points plus or minus, 19 times out of 20. Nanos Research, online non-probability survey, July 21st to 22nd, 2022, n=1107 Americans.



— Strongly agree — Agree — Neither agree nor disagree
 — Disagree — Strongly disagree — Can't choose/don't know

Closest Country in Terms of Values

“

Under the Obama administration, Canadians were much more likely to say the U.S. was the country closest to Canada on human rights. Over the course of the past decade that has dropped 33 points, with the U.S. now trailing the U.K by 23 points.

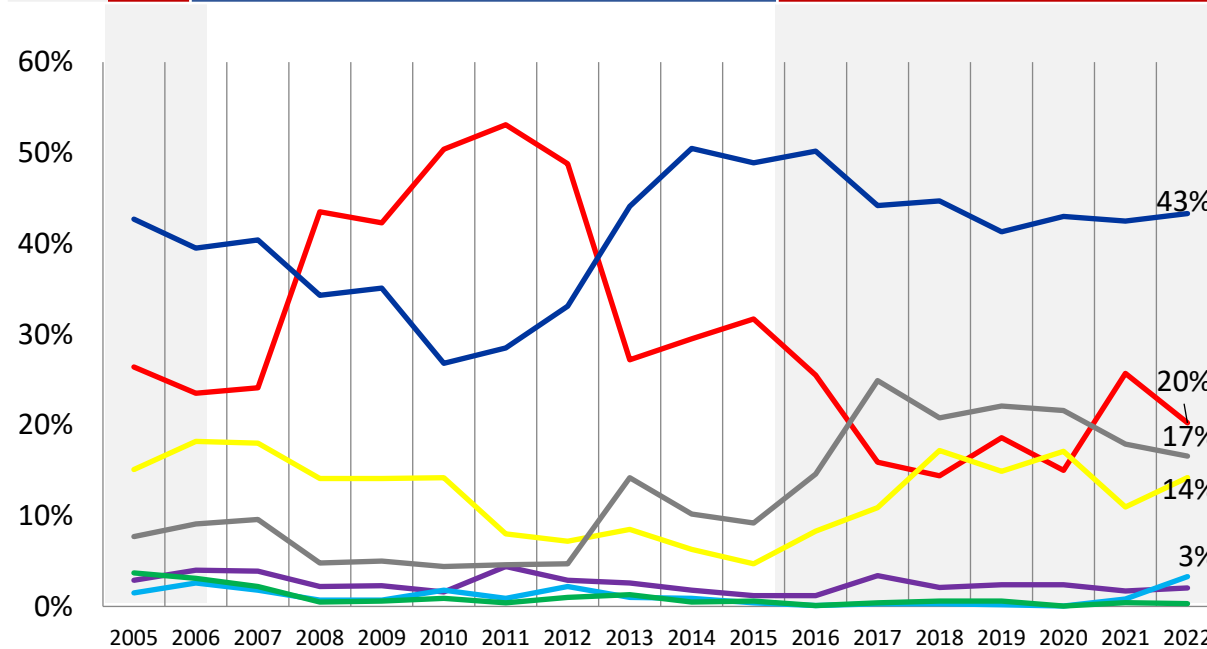
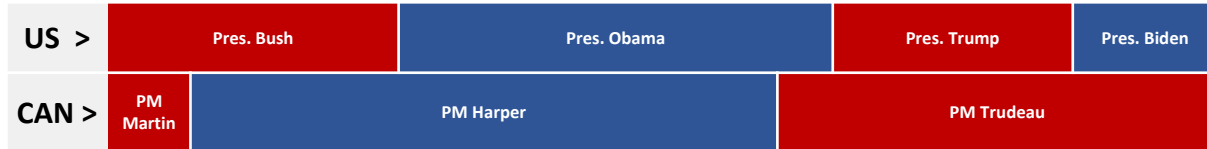
”

Canadians and Americans on human rights

Q

Thinking about Canada in relation with the countries below, could you please identify the first and second ranked countries that are closest with Canada in terms of human rights? [ROTATE] [FIRST RANKED]

Thinking about the U.S. in relation with the countries below, could you please identify the first and second ranked countries that are closest with the U.S. in terms of human rights? [ROTATE] [FIRST RANKED]



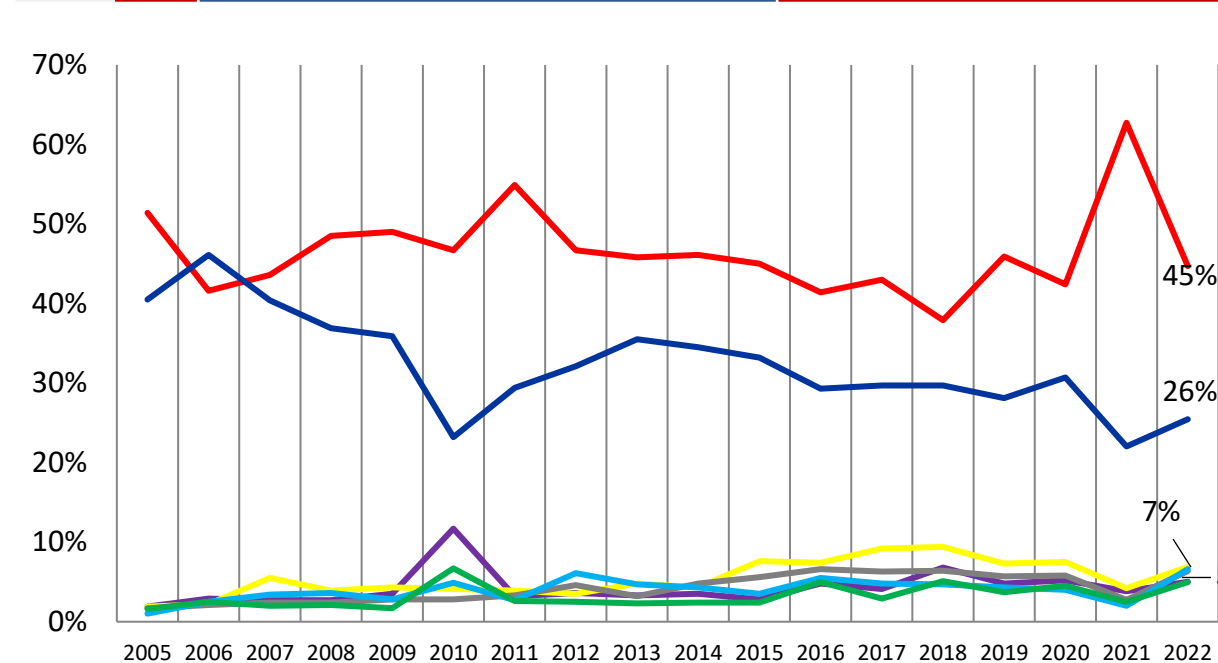
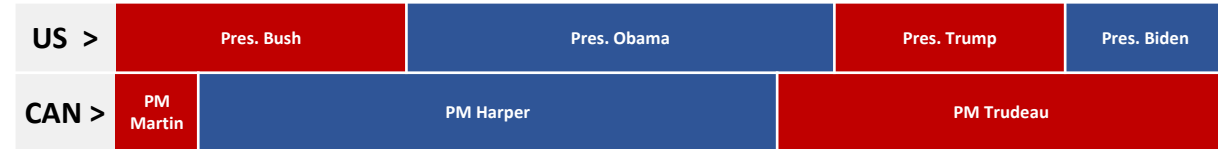
— Canada/U.S. — Britain — Japan — France — Germany — China — Mexico

Canada

*Weighted to the true population proportion.

*Charts may not add up to 100 due to rounding.

Source: Nanos Research, RDD dual frame hybrid telephone and online random survey, June 30th to July 4th, 2022, n=1002 Canadians, accurate 3.1 percentage points plus or minus, 19 times out of 20. Nanos Research, online non-probability survey, July 21st to 22nd, 2022, n=1107 Americans.



The United States

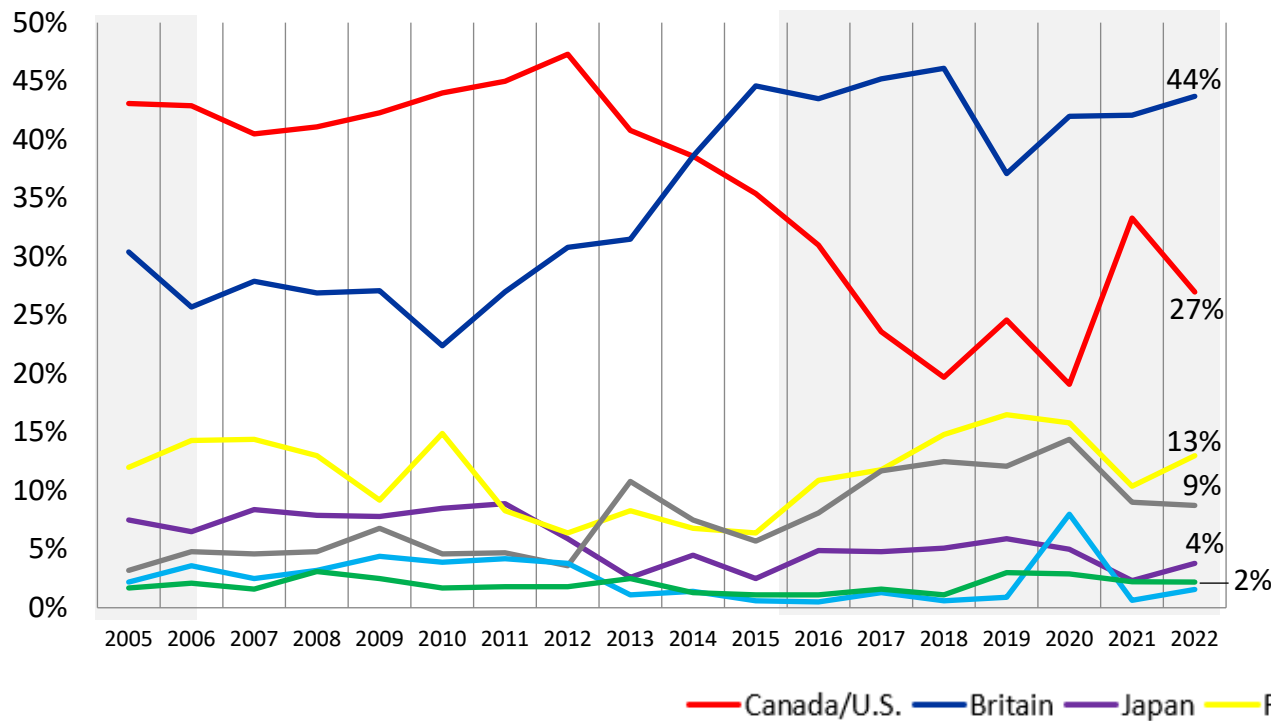
Canadians and Americans on family values

Q

Thinking about Canada in relation with the countries below, could you please identify the first and second ranked countries that are closest with Canada in terms of family values? [ROTATE][FIRST RANKED]

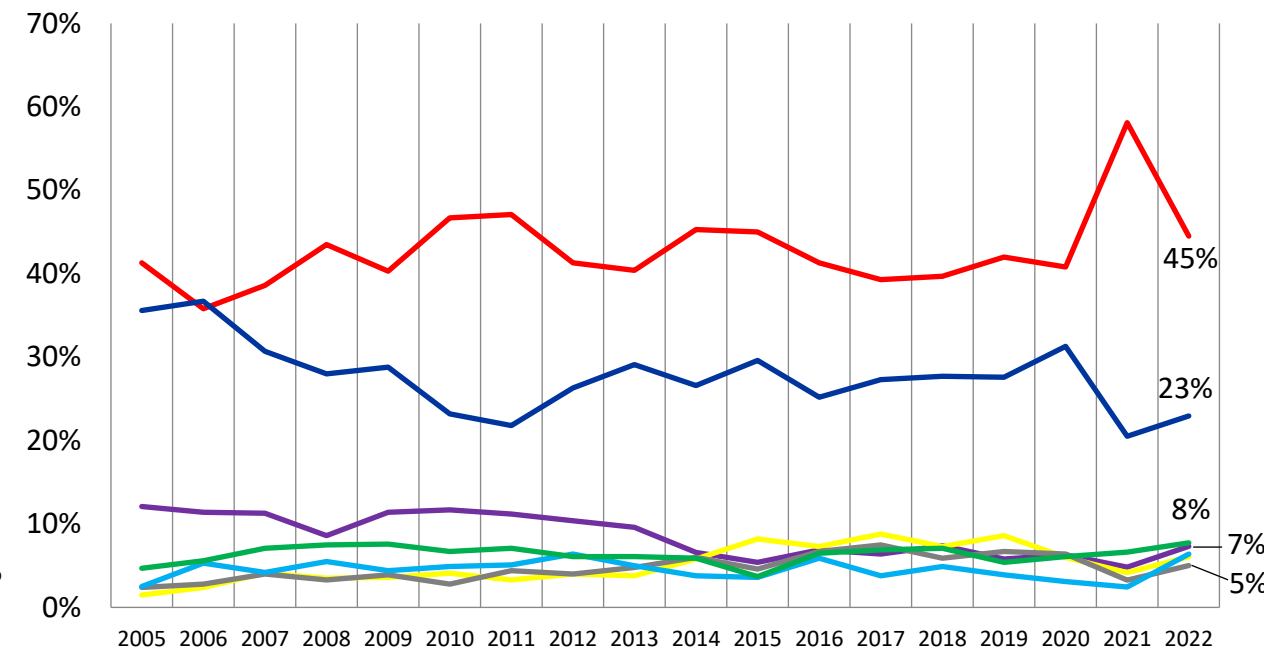
Thinking about the U.S. in relation with the countries below, could you please identify the first and second ranked countries that are closest with the United States in terms of family values? [ROTATE][FIRST RANKED]

US >	Pres. Bush	Pres. Obama	Pres. Trump	Pres. Biden
CAN >	PM Martin	PM Harper	PM Trudeau	



Canada

US >	Pres. Bush	Pres. Obama	Pres. Trump	Pres. Biden
CAN >	PM Martin	PM Harper	PM Trudeau	



The United States

*Weighted to the true population proportion.

*Charts may not add up to 100 due to rounding.

Source: Nanos Research, RDD dual frame hybrid telephone and online random survey, June 30th to July 4th, 2022, n=1002 Canadians, accurate 3.1 percentage points plus or minus, 19 times out of 20. Nanos Research, online non-probability survey, July 21st to 22nd, 2022, n=1107 Americans.

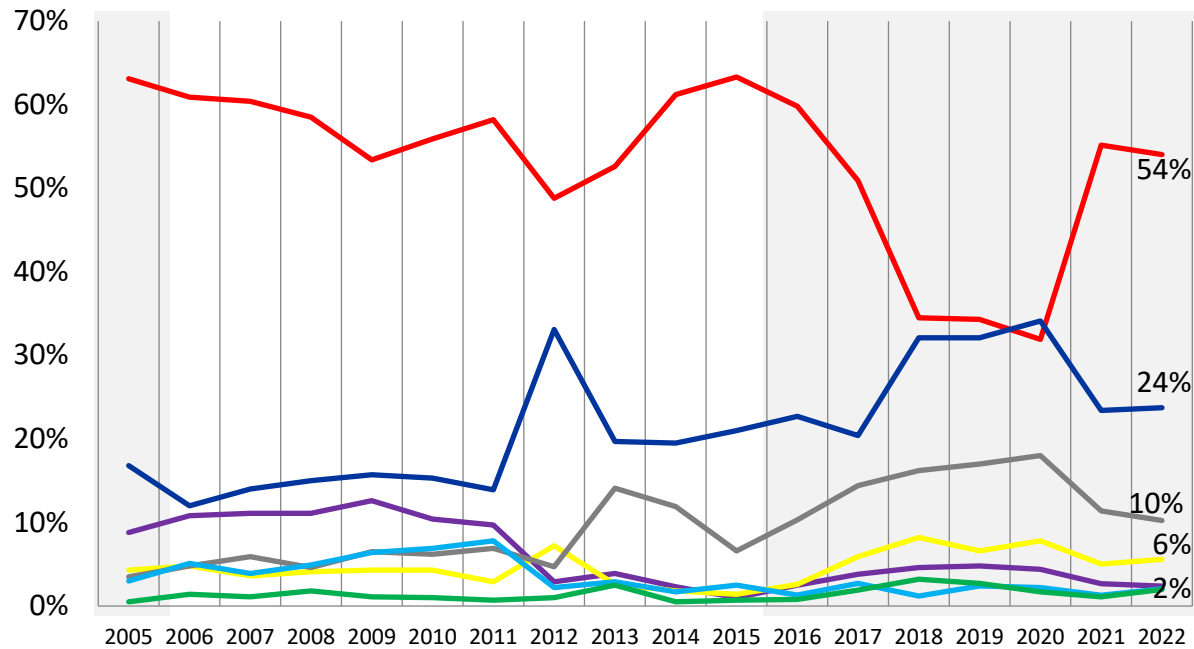
Canadians and Americans on business values

Q

Thinking about Canada in relation with the countries below, could you please identify the first and second ranked countries that are closest with Canada in terms of business values? [ROTATE][FIRST RANKED]

Thinking about the U.S. in relation with the countries below, could you please identify the first and second ranked countries that are closest with the United States in terms of business values? [ROTATE][FIRST RANKED]

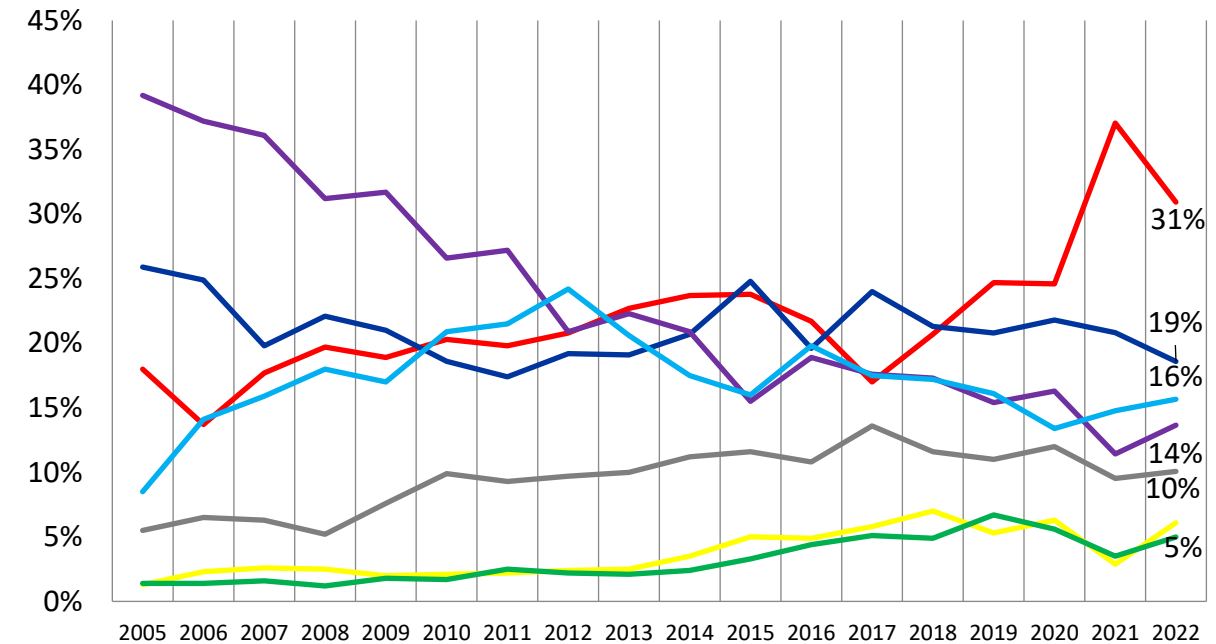
US >	Pres. Bush	Pres. Obama	Pres. Trump	Pres. Biden
CAN >	PM Martin	PM Harper	PM Trudeau	



Canada

— Canada/U.S. — Britain — Japan — France — Germany — China — Mexico

US >	Pres. Bush	Pres. Obama	Pres. Trump	Pres. Biden
CAN >	PM Martin	PM Harper	PM Trudeau	



The United States

*Weighted to the true population proportion.

*Charts may not add up to 100 due to rounding.

Source: Nanos Research, RDD dual frame hybrid telephone and online random survey, June 30th to July 4th, 2022, n=1002 Canadians, accurate 3.1 percentage points plus or minus, 19 times out of 20. Nanos Research, online non-probability survey, July 21st to 22nd, 2022, n=1107 Americans.

Inspection by Officials

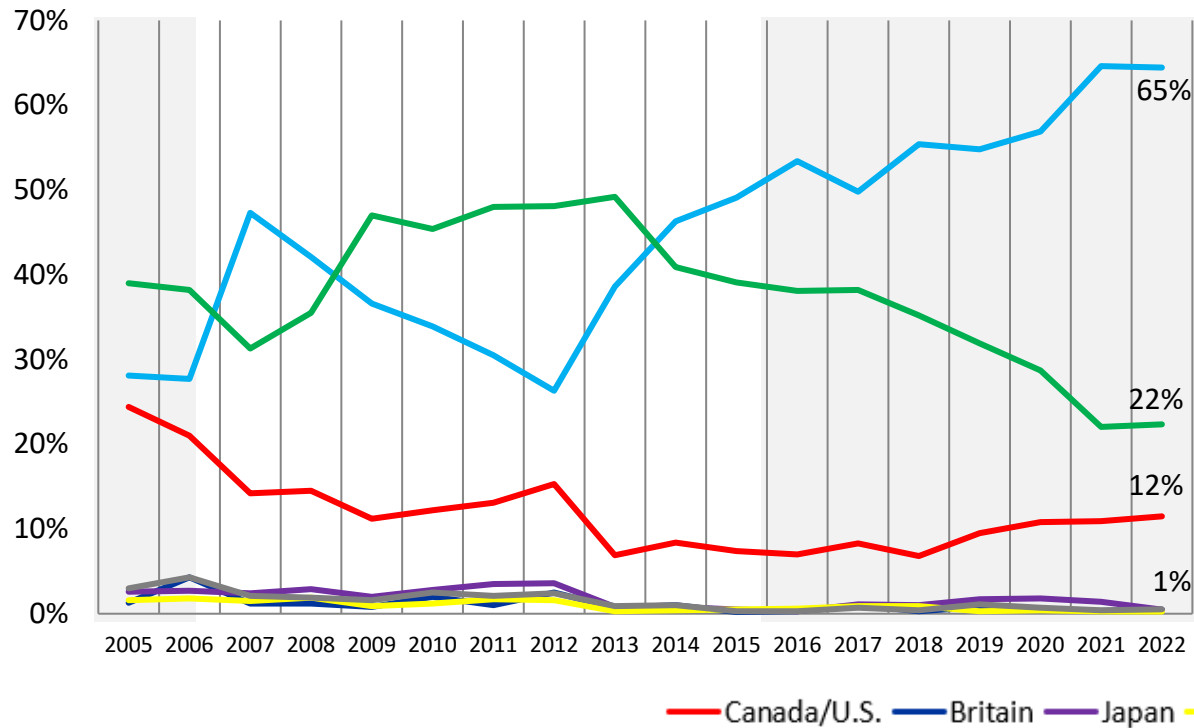
“

Canadians and Americans increasingly feel that Chinese goods should be the greatest priority for inspection. When it comes to visitors, Americans now most often feel visitors from Mexico should be questioned most thoroughly, replacing China at the top spot.

”

Canadians and Americans on inspecting goods

US >	Pres. Bush	Pres. Obama	Pres. Trump	Pres. Biden
CAN >	PM Martin	PM Harper	PM Trudeau	



Canada

*Weighted to the true population proportion.

*Charts may not add up to 100 due to rounding.

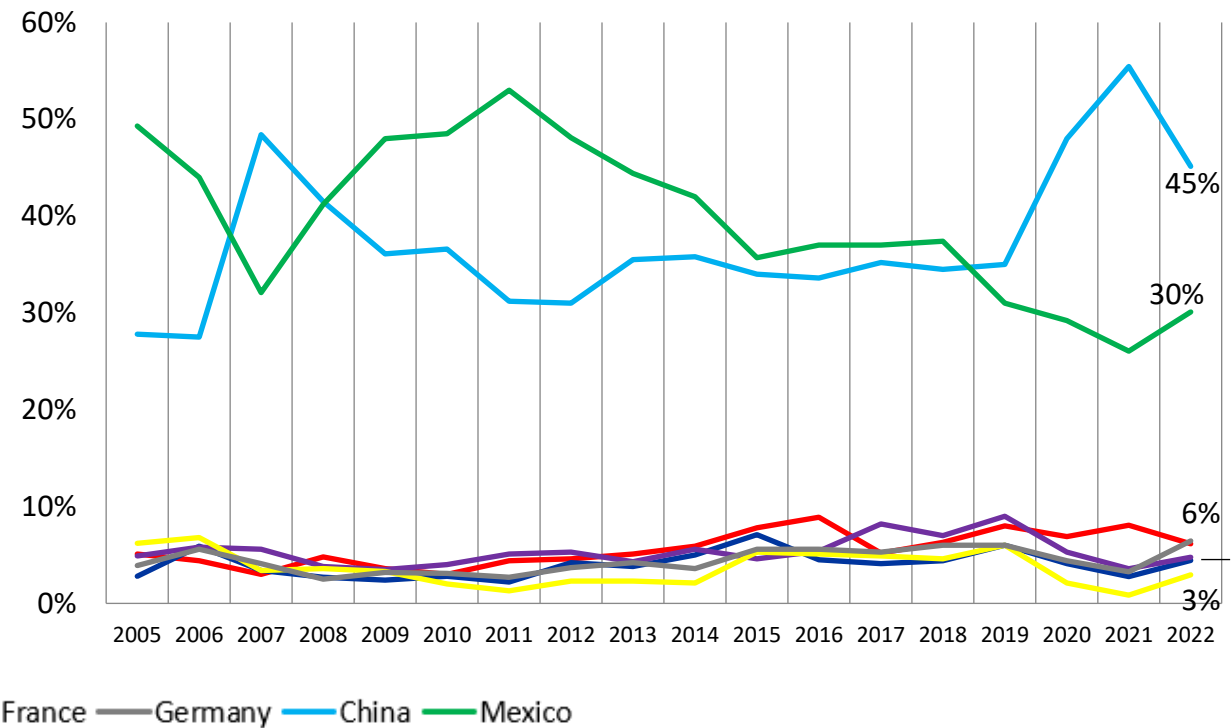
Source: Nanos Research, RDD dual frame hybrid telephone and online random survey, June 30th to July 4th, 2022, n=1002 Canadians, accurate 3.1 percentage points plus or minus, 19 times out of 20. Nanos Research, online non-probability survey, July 21st to 22nd, 2022, n=1107 Americans.

Q

Thinking about when a package or a shipping container of goods enters Canada from one of the countries below, please rank the first and second country that Canadian customs officials should thoroughly inspect the shipment. [ROTATE][FIRST RANKED]

Thinking about when a package or a shipping container of goods enters the United States from one of the countries below, please rank the first and second country that American customs officials should thoroughly inspect the shipment. [ROTATE] [FIRST RANKED]

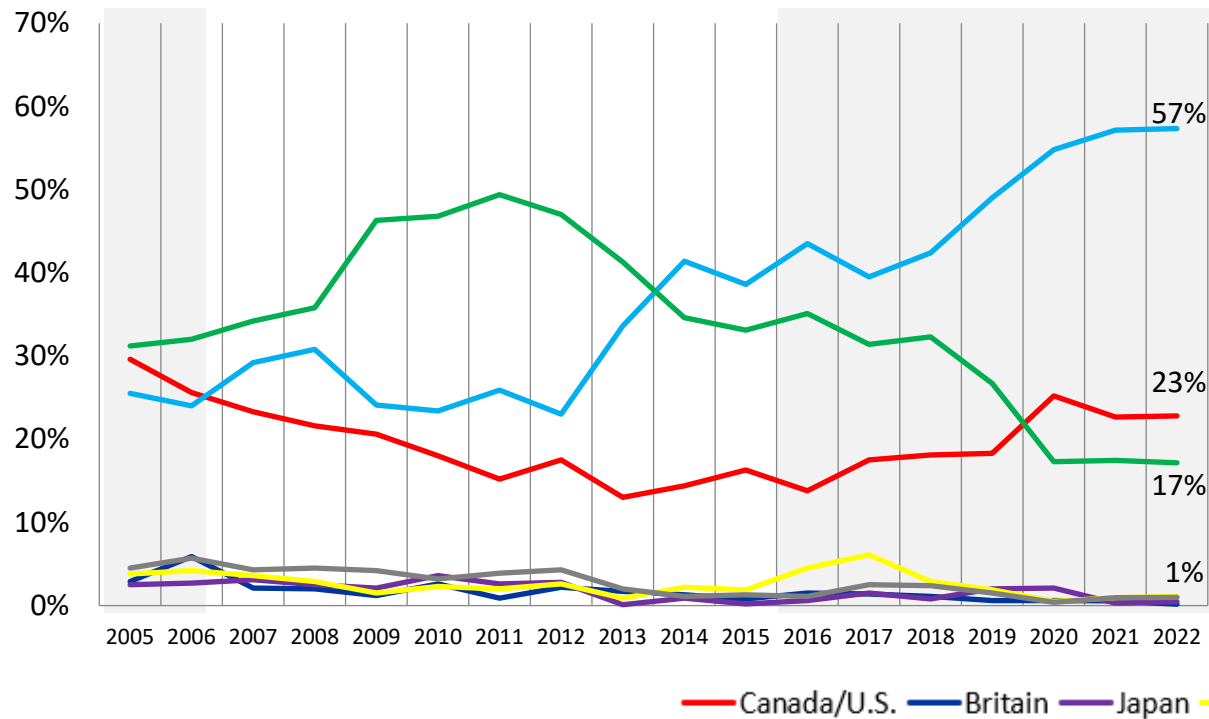
US >	Pres. Bush	Pres. Obama	Pres. Trump	Pres. Biden
CAN >	PM Martin	PM Harper	PM Trudeau	



The United States

Canadians and Americans on questioning visitors

US >	Pres. Bush	Pres. Obama	Pres. Trump	Pres. Biden
CAN >	PM Martin	PM Harper	PM Trudeau	



Canada

*Weighted to the true population proportion.
*Charts may not add up to 100 due to rounding.

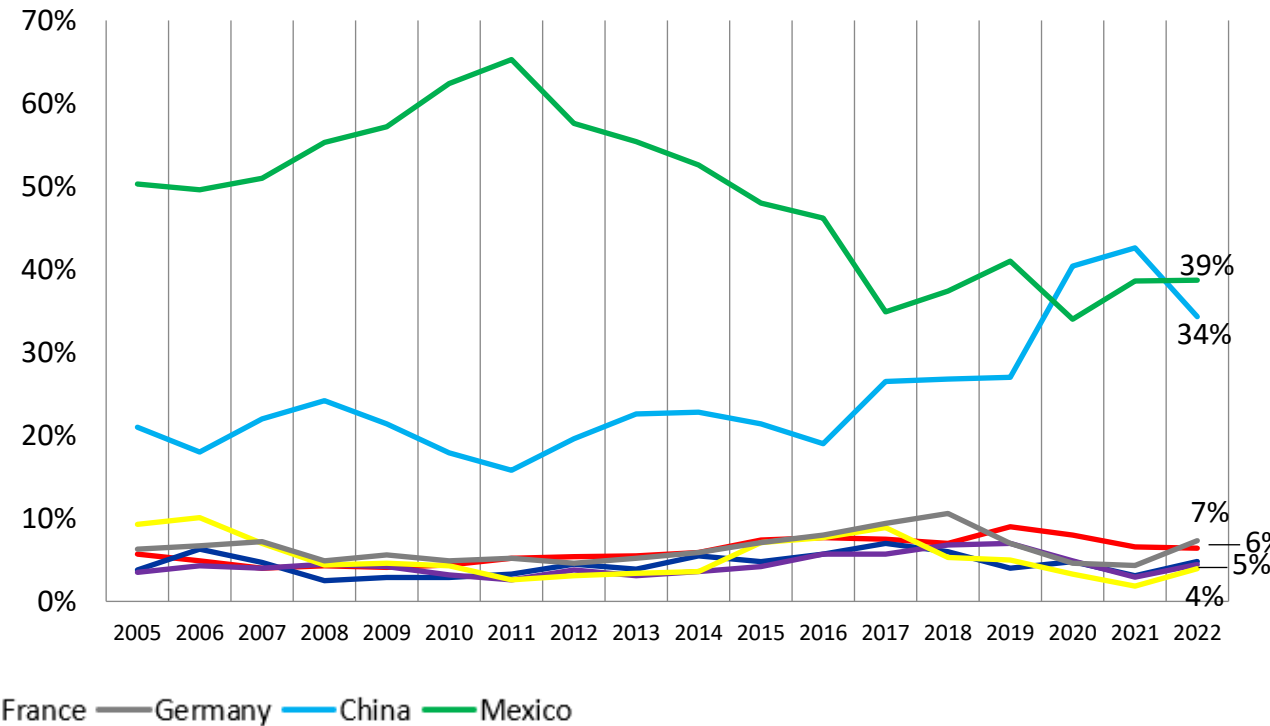
Source: Nanos Research, RDD dual frame hybrid telephone and online random survey, June 30th to July 4th, 2022, n=1002 Canadians, accurate 3.1 percentage points plus or minus, 19 times out of 20. Nanos Research, online non-probability survey, July 21st to 22nd, 2022, n=1107 Americans.

Q

Thinking about when a visitor from one of the countries below arrives at the Canadian border, please rank the first and second country whose visitors Canadian customs officials should question most thoroughly. [ROTATE][FIRST RANKED]

Thinking about when a visitor from one of the countries below arrives at the U.S. border, please rank the first and second country whose visitors American customs officials should question most thoroughly. [ROTATE] [FIRST RANKED]

US >	Pres. Bush	Pres. Obama	Pres. Trump	Pres. Biden
CAN >	PM Martin	PM Harper	PM Trudeau	



The United States

Cooperation Between Canada and the US

“

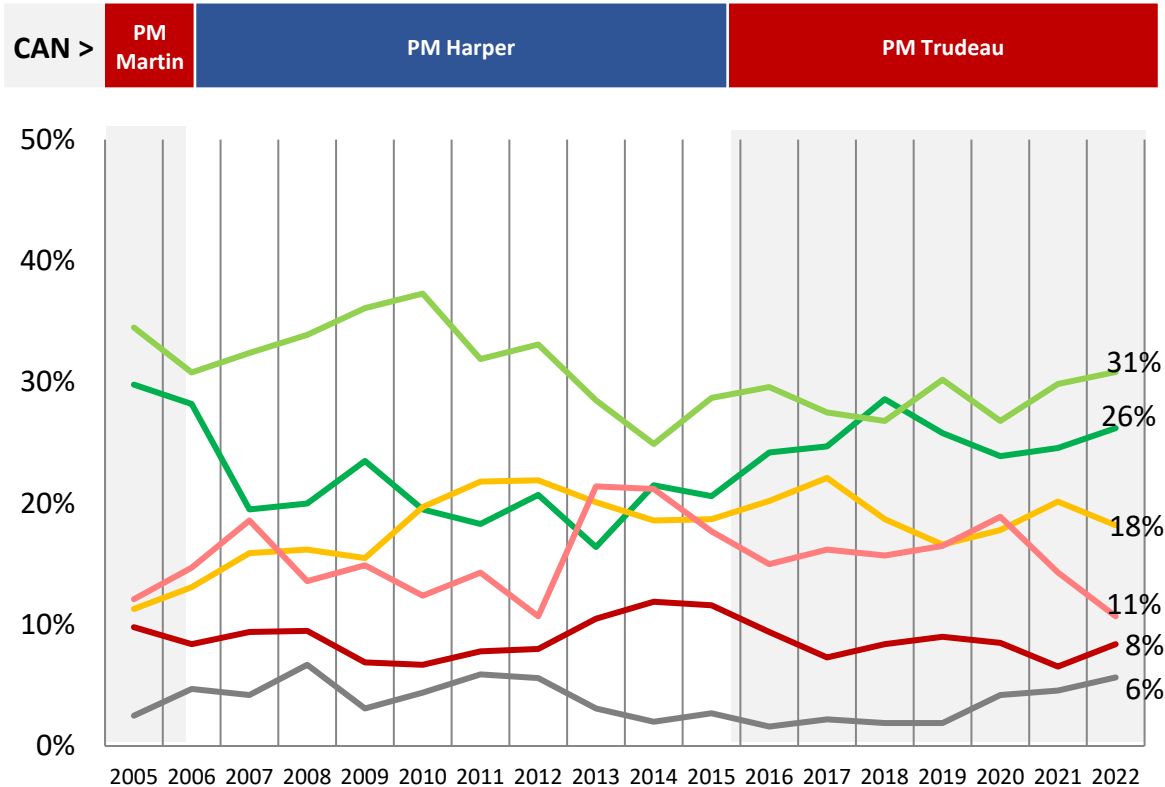
An increasingly strong majority of both Canadians and Americans believe that Canada and the United States should work together to develop an integrated energy policy to remove our dependence on oil from the Middle East.

”

Canadians and Americans on national security

Q

In terms of national security (i.e., NATO, the United Nations), should the United States and Canada be moving towards greater and closer cooperation or should they be maintaining separate national security policies and priorities?



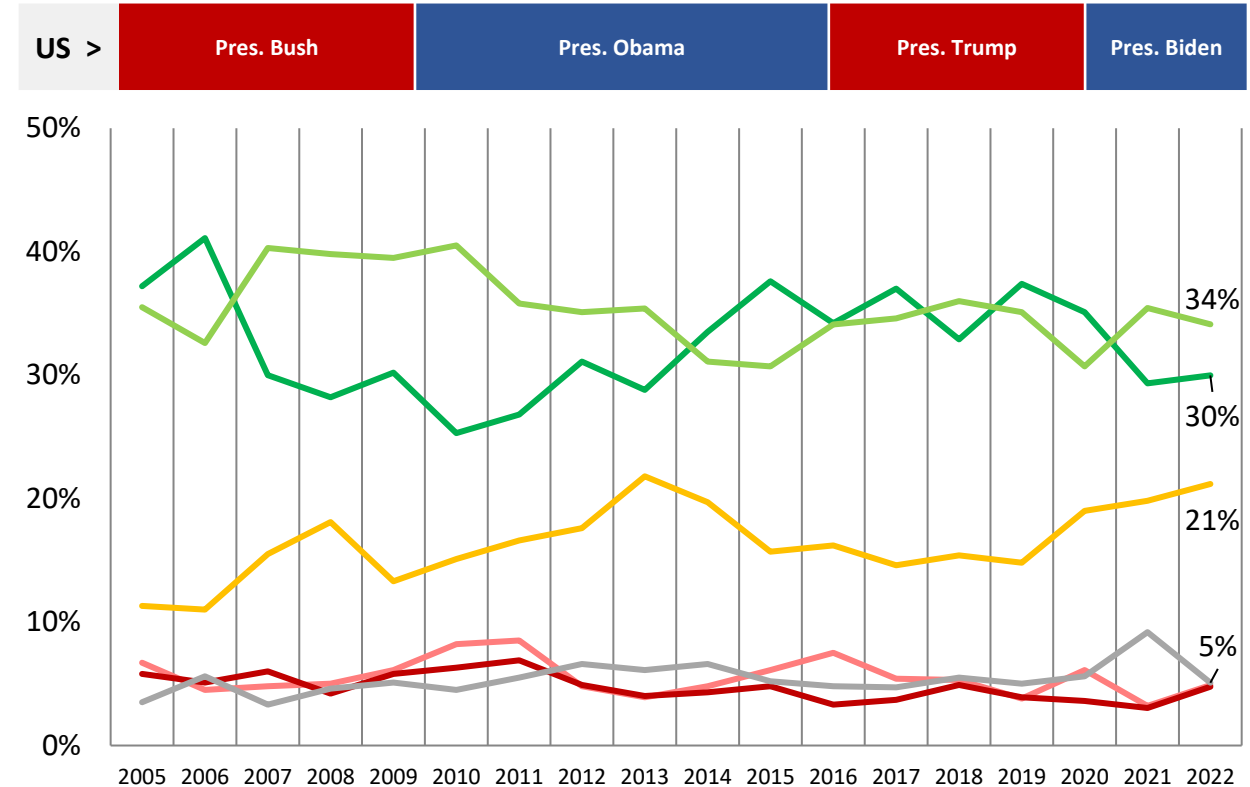
Canada

- Much closer cooperation
- Stay the same/No change
- Completely separate

*Weighted to the true population proportion.

*Charts may not add up to 100 due to rounding.

Source: Nanos Research, RDD dual frame hybrid telephone and online random survey, June 30th to July 4th, 2022, n=1002 Canadians, accurate 3.1 percentage points plus or minus, 19 times out of 20. Nanos Research, online non-probability survey, July 21st to 22nd, 2022, n=1107 Americans.



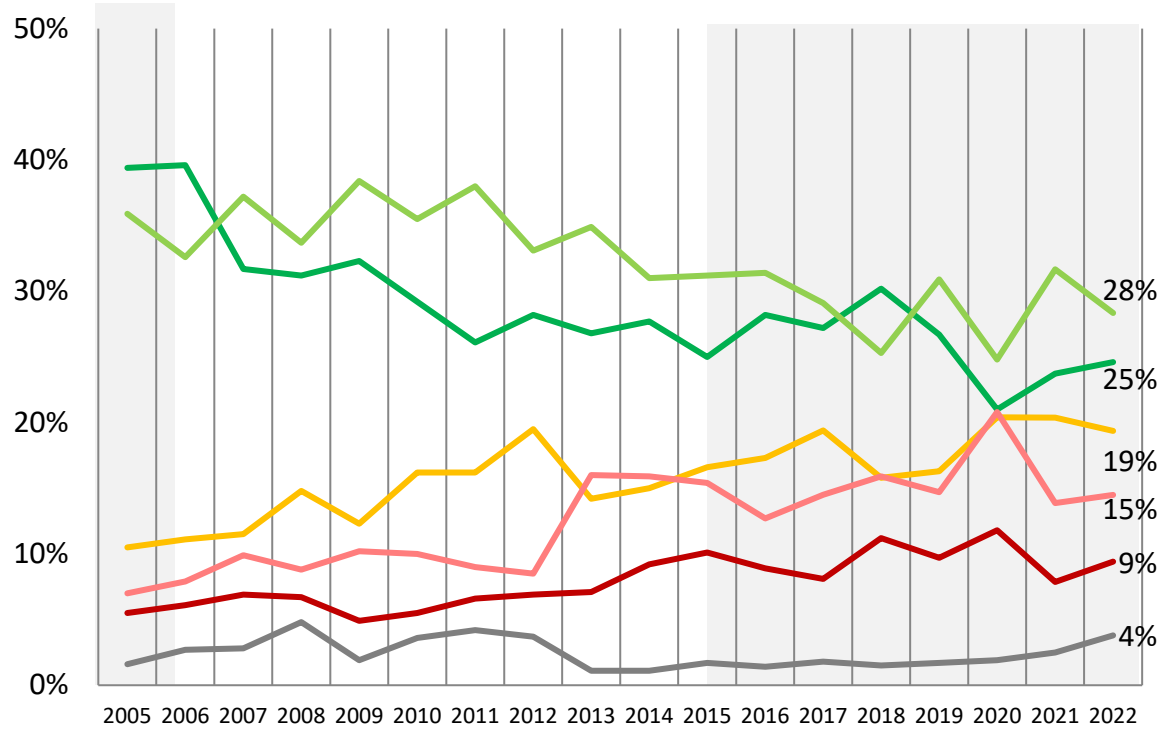
The United States

- Somewhat closer cooperation
- Somewhat separate
- Don't know

Canadians and Americans on border security

Q

In terms of border security, should the United States and Canada be moving towards greater and closer cooperation or should they be maintaining more separate policies and priorities?

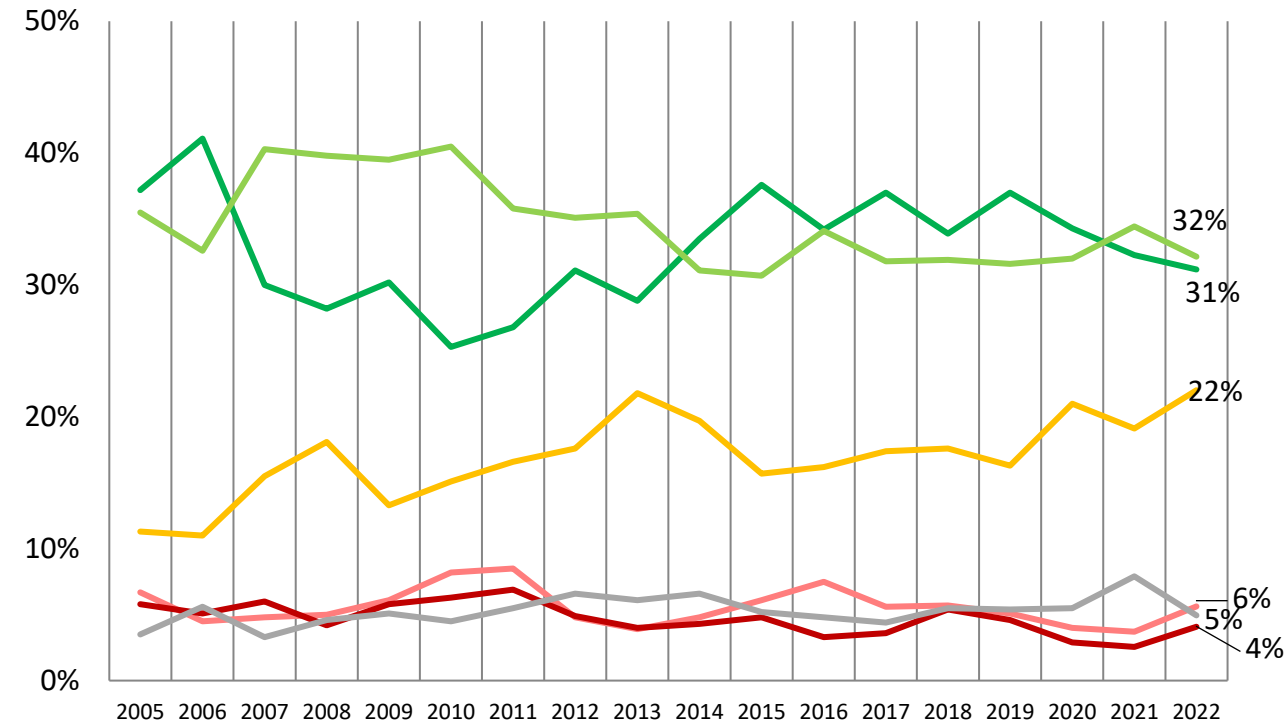
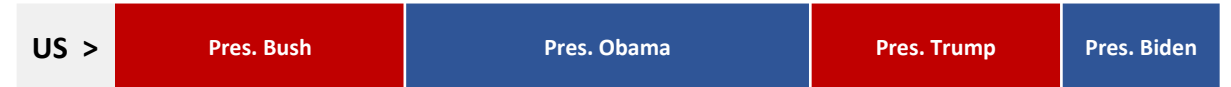


Canada

- Much closer cooperation
- Stay the same/No change
- Completely separate

*Weighted to the true population proportion.
*Charts may not add up to 100 due to rounding.

Source: Nanos Research, RDD dual frame hybrid telephone and online random survey, June 30th to July 4th, 2022, n=1002 Canadians, accurate 3.1 percentage points plus or minus, 19 times out of 20. Nanos Research, online non-probability survey, July 21st to 22nd, 2022, n=1107 Americans.



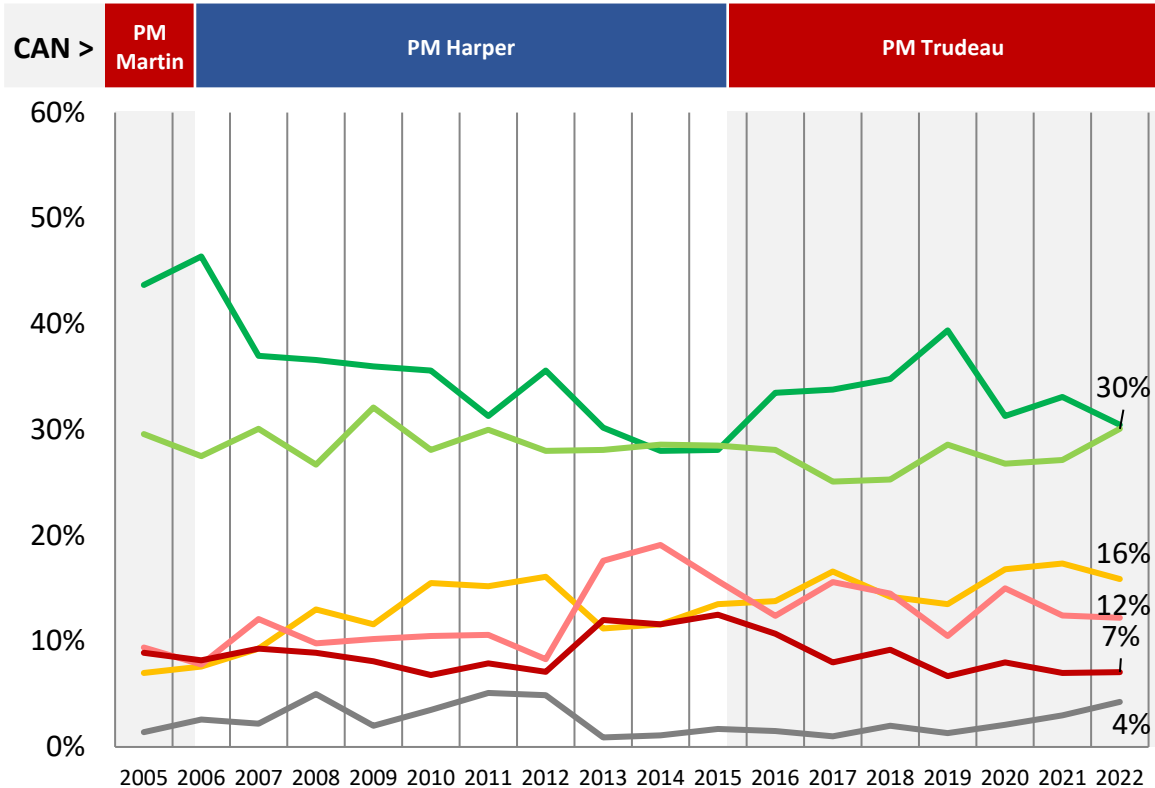
The United States

- Somewhat closer cooperation
- Stay the same/No change
- Somewhat separate
- Don't know

Canadians and Americans on anti-terrorism

Q

In terms of anti-terrorism measures, should the United States and Canada be moving towards greater and closer cooperation or should they be maintaining more separate policies and priorities?



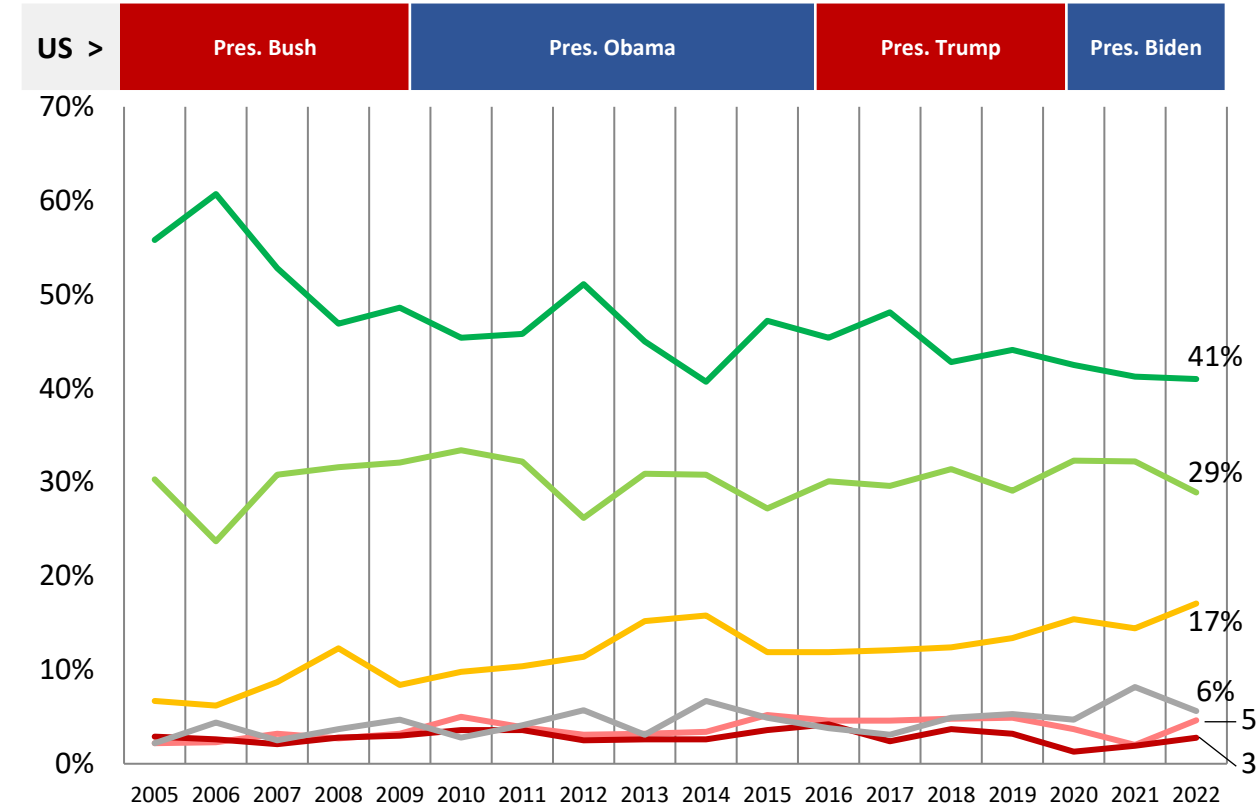
Canada

- Much closer cooperation
- Somewhat closer cooperation
- Stay the same/No change
- Somewhat separate
- Completely separate

*Weighted to the true population proportion.

*Charts may not add up to 100 due to rounding.

Source: Nanos Research, RDD dual frame hybrid telephone and online random survey, June 30th to July 4th, 2022, n=1002 Canadians, accurate 3.1 percentage points plus or minus, 19 times out of 20. Nanos Research, online non-probability survey, July 21st to 22nd, 2022, n=1107 Americans.



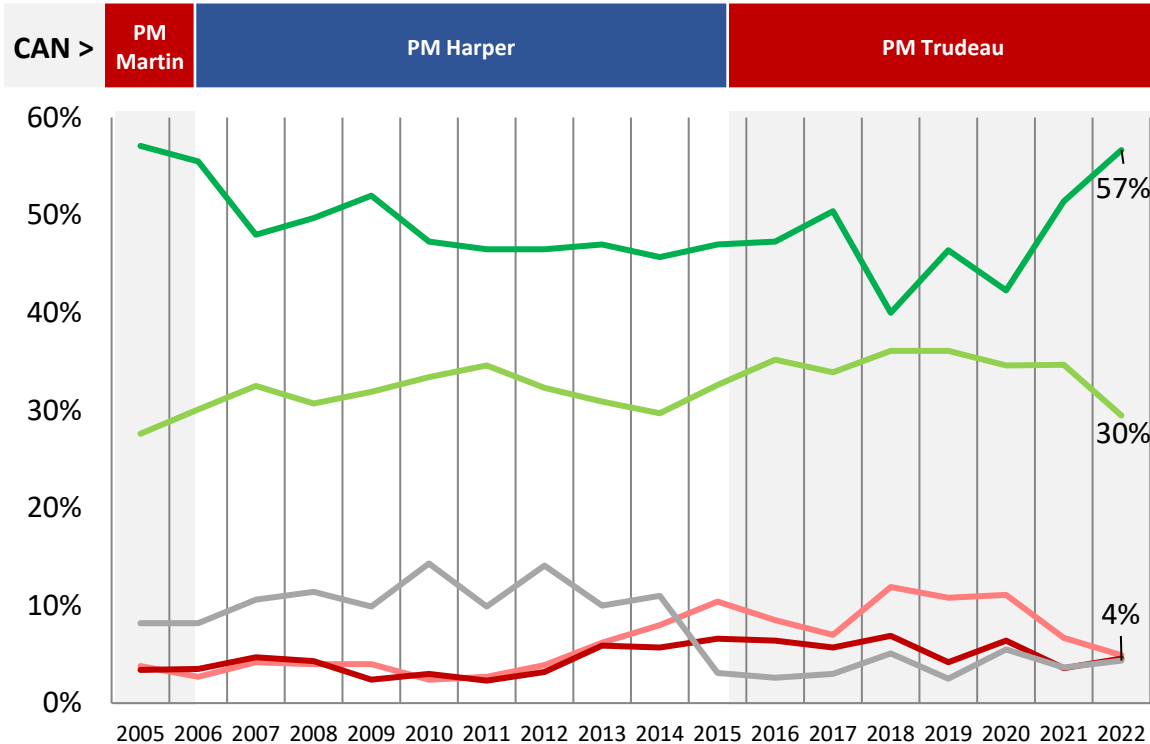
The United States

- Much closer cooperation
- Somewhat closer cooperation
- Stay the same/No change
- Somewhat separate
- Don't know

Canadians and Americans on developing an energy policy

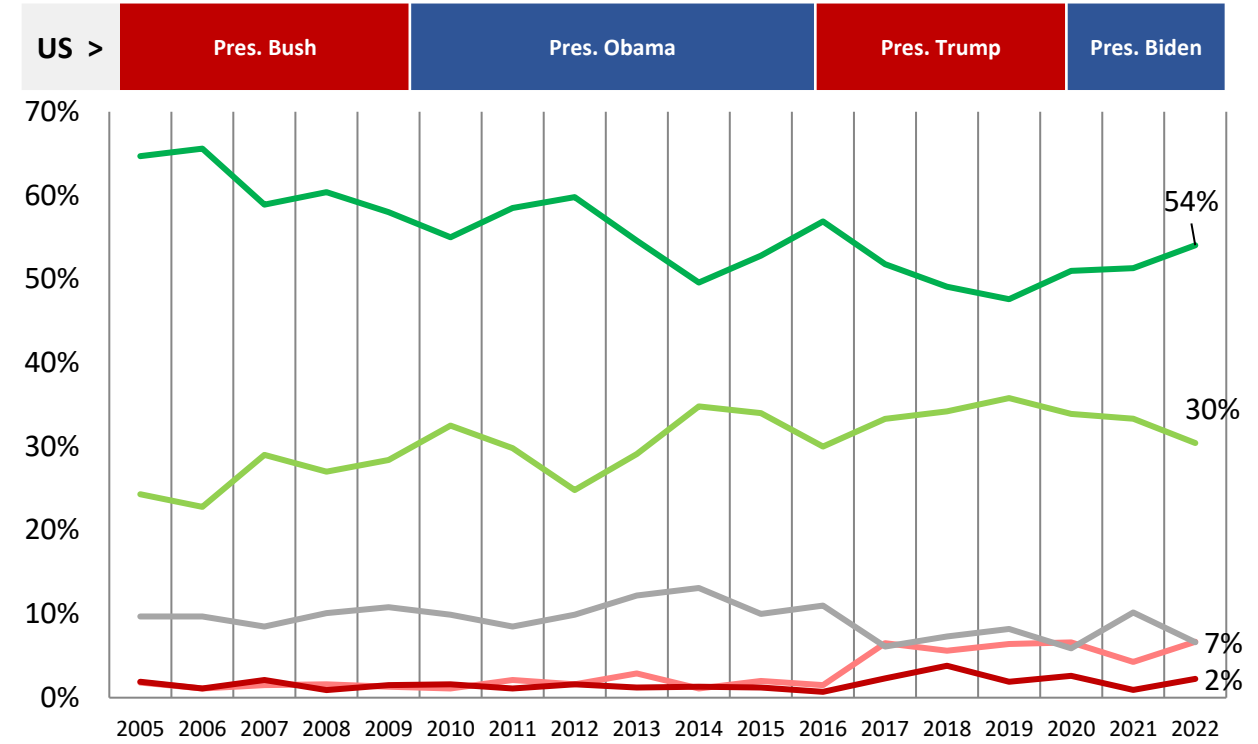
Q

In your opinion, how important or unimportant is it for the United States and Canada to work together to develop an integrated energy policy to remove any dependence on Middle East oil? Is it very important, somewhat important, somewhat unimportant or very unimportant?



Canada

— Very Important
— Somewhat unimportant
— Unsure/Neither important nor unimportant



The United States

— Somewhat Important
— Very unimportant

*Weighted to the true population proportion.

*Charts may not add up to 100 due to rounding.

Source: Nanos Research, RDD dual frame hybrid telephone and online random survey, June 30th to July 4th, 2022, n=1002 Canadians, accurate 3.1 percentage points plus or minus, 19 times out of 20. Nanos Research, online non-probability survey, July 21st to 22nd, 2022, n=1107 Americans.

METHODOLOGY

The Nanos North American Monitor is conducted by the Nanos Research Corporation, which is headquartered in Canada and operates both in Canada and the United States. Parallel questions on bi-national issues are tracked by means of a hybrid telephone and online random sample of Canadians in the month of June, and a random representative online sample of Americans conducted in the month of July.

Nanos conducted an RDD dual frame (land- and cell-lines) hybrid telephone and online random survey of 1,002 Canadians, 18 years of age or older, between June 30th and July 4th, 2022, as part of an omnibus survey. Participants were randomly recruited by telephone using live agents and administered a survey online. The sample included both land- and cell-lines across Canada. The results were statistically checked and weighted by age and gender using the latest Census information and the sample is geographically stratified to be representative of Canada.

Nanos conducted an online non-probability survey of 1107 Americans, representative of the U.S. population, 18 years of age or older, on July 21st to 22nd, 2022 as part of an omnibus survey. Participants were randomly recruited by telephone using live agents and administered a survey online. The results were statistically checked and weighted using the latest Census results to be representative of the American population. The U.S. study was a representative non-probability survey weighted to reflect the U.S. population

The research was commissioned by Nanos Research and the University of Buffalo and was conducted by Nanos Research.

Note: Charts may not add up to 100 due to rounding.



Element	Description	Element	Description
Research sponsor	University of Buffalo	Weighting of Data	The results were weighted by age and gender using the latest Census information (2021) and the sample is geographically stratified to ensure a distribution across all regions of Canada. See tables for full weighting disclosure
Population and Final Sample Size	1,002 Randomly selected individuals.	Screening	Screening ensured potential respondents did not work in the market research industry, in the advertising industry, in the media or a political party prior to administering the survey to ensure the integrity of the data.
Source of Sample	Nanos Hybrid Probability Panel	Excluded Demographics	Individuals younger than 18 years old; individuals without land or cell lines, and individuals without internet access could not participate.
Type of Sample	Probability	Stratification	By age and gender using the latest Census information (2021) and the sample is geographically stratified to be representative of Canada. Smaller areas such as Atlantic Canada were marginally oversampled to allow for a minimum regional sample.
Margin of Error	±3.1 percentage points, 19 times out of 20.	Estimated Response Rate	13 percent, consistent with industry norms.
Mode of Survey	RDD dual frame (land- and cell-lines) hybrid telephone and online omnibus survey	Question Order	This is one report of three which contains the questions asked on public policy questions. Reports two and three contain questions on security policy and economic policy.
Sampling Method Base	The sample included both land- and cell-lines RDD (Random Digit Dialed) across Canada.	Question Content	Topics on the omnibus ahead of the survey content included: views on political issues, views on economic issues, inflation, on international travel plans, the track Canada is on, cellphone providers and cost of living.
Demographics (Captured)	Atlantic Canada, Quebec, Ontario, Prairies, British Columbia; Men and Women; 18 years and older. Six digit postal code was used to validate geography.	Question Wording	The questions in the preceding report are written exactly as they were asked to individuals.
Fieldwork/Validation	Individuals were recruited using live interviews with live supervision to validate work, the research questions were administered online	Research/Data Collection Supplier	Nanos Research
Number of Calls	Maximum of five call backs to those recruited.	Contact	Contact Nanos Research for more information or with any concerns or questions. http://www.nanos.co Telephone:(613) 234-4666 ext. 237 Email: info@nanosresearch.com.
Time of Calls	Individuals recruited were called between 12-5:30 pm and 6:30-9:30pm local time for the respondent.		
Field Dates	June 30th and July 4th, 2022.		
Language of Survey	The survey was conducted in both English and French.		
Standards	Nanos Research is a member of the Canadian Research Insights Council (CRIC) and confirms that this research fully complies with all CRIC Standards including the CRIC Public Opinion Research Standards and Disclosure Requirements. https://canadianresearchinsightscouncil.ca/standards/		

Element	Description	Element	Description
Research sponsor	University of Buffalo	Weighting of Data	The results were weighted by age and gender using the latest Census information and the sample is geographically stratified to ensure a distribution across all regions of the United States. See tables for full weighting disclosure.
Population and Final Sample Size	1107 Randomly selected individuals.	Screening	Screening ensured potential respondents did not work in the market research industry, in the advertising industry, in the media or a political party prior to administering the survey to ensure the integrity of the data
Source of Sample	QuestMindshare	Excluded Demographics	Individuals younger than 18 years old; individuals without internet access could not participate.
Type of Sample	Representative non-probability	Stratification	By age and gender using the latest Census information and the sample is geographically stratified to be representative of the United States. Smaller areas were marginally oversampled to allow for a minimum regional sample.
Margin of Error	No margin of error applies to this research	Estimated Response Rate	Not applicable
Mode of Survey	Online survey	Question Order	Question order in the tabulations reflects the order in which they appeared in the original questionnaire.
Sampling Method Base	Non-probability	Question Content	All questions asked are contained in the report.
Demographics (Captured)	Northwestern US, Southern US, Midwestern US, Western US; Men, Women, and Other; 18 years and older. Zip code was used to validate geography.	Question Wording	The questions in the preceding report are written exactly as they were asked to individuals.
Demographics (Other)	Age, gender, education, income	Research/Data Collection Supplier	Nanos Research
Fieldwork/Validation	Individuals were recruited using live interviews with live supervision to validate work, the research questions were administered online	Contact	Contact Nanos Research for more information or with any concerns or questions. http://www.nanos.co Telephone:(613) 234-4666 ext. 237 Email: info@nanosresearch.com.
Field Dates	July 21 st to 22 nd , 2022.		
Language of Survey	The survey was conducted in English.		
Standards	Nanos Research is a member of the Canadian Research Insights Council (CRIC) and confirms that this research fully complies with all CRIC Standards including the CRIC Public Opinion Research Standards and Disclosure Requirements. https://canadianresearchinsightscouncil.ca/standards/		



nanos dimap analytika



NANOS RUTHERFORD McKAY & Co.

As one of North America's premier market and public opinion research firms, we put strategic intelligence into the hands of decision makers. The majority of our work is for private sector and public facing organizations and ranges from market studies, managing reputation through to leveraging data intelligence. Nanos Research offers a vertically integrated full service quantitative and qualitative research practice to attain the highest standards and the greatest control over the research process. www.nanos.co

This international joint venture between [dimap](http://www.dimap.com) and [Nanos](http://www.nanos.co) brings together top research and data experts from North American and Europe to deliver exceptional data intelligence to clients. The team offers data intelligence services ranging from demographic and sentiment microtargeting; consumer sentiment identification and decision conversion; and, data analytics and profiling for consumer persuasion. www.nanosdimap.com

NRM is an affiliate of Nanos Research and Rutherford McKay Associates. Our service offerings are based on decades of professional experience and extensive research and include public acceptance and engagement, communications audits, and narrative development. www.nrmpublicaffairs.com

ABOUT NANOS

TABULATIONS





			Region						Gender		Age		
			Canada 2022-06	Atlantic	Quebec	Ontario	Prairies	British Columbia	Male	Female	18 to 34	35 to 54	55 plus
Question - Canada should follow its own interests, even if this leads to conflict with other nations. Do you strongly agree, agree, neither agree nor disagree, disagree, or strongly disagree?	Total	Unwgt N	1002	100	251	309	205	137	533	469	276	367	359
		Wgt N	1000	67	233	384	183	133	489	511	273	341	386
	Strongly Agree	%	18.0	10.9	14.8	20.6	21.5	14.8	20.4	15.7	16.2	21.3	16.4
	Agree	%	36.8	38.4	30.3	37.6	37.9	44.0	38.4	35.3	37.4	37.8	35.6
	Neither agree nor disagree	%	22.7	27.3	26.2	21.6	18.7	23.0	21.7	23.7	20.1	20.6	26.5
	Disagree	%	12.4	11.4	12.3	12.5	12.6	12.5	13.2	11.7	14.3	11.3	12.0
	Strongly disagree	%	3.1	5.1	2.8	3.9	2.6	0.7	1.7	4.4	2.3	3.3	3.4
	Can't choose /don't know [UNPROMPTED]	%	7.0	6.9	13.5	3.8	6.8	5.0	4.7	9.2	9.7	5.7	6.2

Thinking about Canada in relation with the countries below, could you please identify the first and second ranked countries that are closest with Canada in terms of human rights?
[RANDOMIZE]

			Region						Gender		Age		
			Canada 2022-06	Atlantic	Quebec	Ontario	Prairies	British Columbia	Male	Female	18 to 34	35 to 54	55 plus
Question – Rank 1	Total	Unwgt N	1002	100	251	309	205	137	533	469	276	367	359
		Wgt N	1000	67	233	384	183	133	489	511	273	341	386
	The US	%	20.2	15.5	14.8	20.8	30.5	16.5	22.6	18.0	17.2	24.2	18.9
	Britain	%	43.3	50.8	29.7	46.8	44.5	51.8	40.2	46.3	40.6	40.7	47.5
	Japan	%	2.0	0.0	1.6	2.8	2.3	1.3	2.4	1.7	1.7	2.8	1.7
	France	%	14.2	6.5	31.3	8.6	6.3	15.2	13.9	14.6	14.6	16.6	11.9
	Germany	%	16.6	18.9	19.2	16.6	14.7	13.3	18.0	15.2	22.2	12.6	16.1
	China	%	3.3	7.4	3.1	3.9	1.7	2.0	2.7	3.9	3.1	3.0	3.7
	Mexico	%	0.3	0.9	0.3	0.5	0.0	0.0	0.3	0.4	0.7	0.2	0.2



Thinking about Canada in relation with the countries below, could you please identify the first and second ranked countries that are closest with Canada in terms of human rights?
[RANDOMIZE]

			Region						Gender		Age		
			Canada 2022-06	Atlantic	Quebec	Ontario	Prairies	British Columbia	Male	Female	18 to 34	35 to 54	55 plus
Question - Rank 2	Total	Unwgt N	972	98	246	302	193	133	523	449	267	357	348
		Wgt N	972	66	229	375	173	129	480	492	266	333	373
	The US	%	11.6	18.7	8.3	11.7	17.0	6.1	10.4	12.8	14.4	8.4	12.5
	Britain	%	32.5	25.8	36.1	31.5	39.2	23.5	32.4	32.7	34.1	34.4	29.7
	Japan	%	3.6	5.9	2.4	3.5	2.8	6.2	4.5	2.8	3.2	4.2	3.4
	France	%	23.6	23.8	24.3	24.7	19.4	24.4	24.6	22.6	26.0	24.3	21.2
	Germany	%	25.7	20.7	26.7	25.4	19.0	36.1	24.2	27.1	18.8	26.2	30.1
	China	%	1.0	0.9	0.7	0.7	1.0	2.7	1.5	0.6	1.4	1.0	0.8
	Mexico	%	2.0	4.2	1.4	2.4	1.6	1.0	2.5	1.5	2.0	1.6	2.3

Thinking about Canada in relation with the countries below, could you please identify the first and second ranked countries that are closest with Canada in terms of family values?
[RANDOMIZE]

			Region						Gender		Age		
			Canada 2022-06	Atlantic	Quebec	Ontario	Prairies	British Columbia	Male	Female	18 to 34	35 to 54	55 plus
Question - Rank 1	Total	Unwgt N	1002	100	251	309	205	137	533	469	276	367	359
		Wgt N	1000	67	233	384	183	133	489	511	273	341	386
	The US	%	27.0	29.6	23.1	27.3	36.4	18.4	31.5	22.7	29.1	28.0	24.6
	Britain	%	43.7	44.9	25.9	48.4	46.0	57.6	40.8	46.5	38.9	43.1	47.6
	Japan	%	3.8	3.4	4.8	3.7	2.2	4.7	4.3	3.3	1.5	2.2	6.8
	France	%	13.0	10.7	28.6	9.3	5.4	7.9	10.6	15.3	13.3	15.7	10.4
	Germany	%	8.7	9.5	11.2	7.5	6.0	11.3	8.6	8.9	10.9	8.5	7.4
	China	%	1.6	0.0	2.7	1.9	1.1	0.0	2.0	1.1	2.6	0.3	2.0
	Mexico	%	2.2	1.9	3.6	1.9	2.9	0.0	2.2	2.2	3.6	2.2	1.2



Thinking about Canada in relation with the countries below, could you please identify the first and second ranked countries that are closest with Canada in terms of family values?
[RANDOMIZE]

			Region						Gender		Age		
			Canada 2022-06	Atlantic	Quebec	Ontario	Prairies	British Columbia	Male	Female	18 to 34	35 to 54	55 plus
Question - Rank 2	Total	Unwgt N	953	97	241	299	188	128	515	438	265	350	338
		Wgt N	953	65	225	370	169	124	471	482	265	327	362
	The US	%	17.4	8.3	14.0	17.4	24.9	17.9	16.4	18.3	18.4	16.6	17.3
	Britain	%	32.7	39.5	29.3	32.0	38.7	28.9	33.6	31.8	37.5	34.6	27.3
	Japan	%	4.5	4.5	4.4	4.5	4.3	5.3	4.8	4.3	3.4	5.2	4.8
	France	%	22.5	25.9	26.1	22.3	14.2	25.8	20.8	24.1	18.9	23.4	24.3
	Germany	%	17.9	18.5	17.0	20.5	12.6	18.1	19.9	15.9	15.1	15.6	21.9
	China	%	0.6	0.0	0.4	0.8	0.8	0.8	1.0	0.3	0.6	0.9	0.4
	Mexico	%	4.5	3.2	8.8	2.5	4.5	3.2	3.6	5.3	6.2	3.6	4.0

Thinking about Canada in relation with the countries below, could you please identify the first and second ranked countries that are closest with Canada in terms of business values?
[RANDOMIZE]

			Region						Gender		Age		
			Canada 2022-06	Atlantic	Quebec	Ontario	Prairies	British Columbia	Male	Female	18 to 34	35 to 54	55 plus
Question - Rank 1	Total	Unwgt N	1002	100	251	309	205	137	533	469	276	367	359
		Wgt N	1000	67	233	384	183	133	489	511	273	341	386
	The US	%	54.0	55.9	55.6	51.0	66.3	42.3	59.6	48.7	61.5	54.0	48.8
	Britain	%	23.7	25.7	15.0	27.0	18.1	36.5	19.0	28.2	19.3	23.3	27.2
	Japan	%	2.4	1.6	2.9	2.9	2.0	0.8	3.4	1.4	1.6	1.5	3.7
	France	%	5.6	3.2	9.3	4.7	4.3	4.5	3.6	7.4	6.4	6.6	4.1
	Germany	%	10.2	9.0	12.5	9.9	7.9	11.2	10.6	9.9	6.4	9.5	13.6
	China	%	2.1	0.9	2.2	2.7	0.6	2.7	2.2	1.9	2.6	1.5	2.1
	Mexico	%	2.0	3.7	2.5	1.9	0.9	1.9	1.5	2.5	2.1	3.6	0.5



Thinking about Canada in relation with the countries below, could you please identify the first and second ranked countries that are closest with Canada in terms of business values?
[RANDOMIZE]

			Region						Gender		Age		
			Canada 2022-06	Atlantic	Quebec	Ontario	Prairies	British Columbia	Male	Female	18 to 34	35 to 54	55 plus
Question - Rank 2	Total	Unwgt N	937	95	237	295	184	126	512	425	260	340	337
		Wgt N	932	64	217	365	164	122	468	464	256	316	361
	The US	%	14.6	15.7	9.0	16.6	13.1	20.2	11.8	17.4	15.4	14.2	14.4
	Britain	%	41.1	44.3	40.9	38.8	51.2	32.8	45.8	36.3	43.5	41.1	39.3
	Japan	%	6.9	5.8	7.9	6.4	7.6	5.9	6.9	6.8	6.7	6.1	7.6
	France	%	8.4	9.0	16.7	5.9	5.0	5.5	8.3	8.5	6.1	11.1	7.7
	Germany	%	20.8	17.8	21.6	22.4	14.4	24.7	19.4	22.2	18.4	18.2	24.7
	China	%	4.0	4.1	0.8	5.2	5.1	4.4	3.1	4.9	4.5	6.1	1.8
	Mexico	%	4.3	3.3	3.2	4.8	3.6	6.5	4.8	3.9	5.3	3.2	4.6

Thinking about when a package or a shipping container of goods enters Canada from one of the countries below, please rank the first and second country that Canadians customs officials should thoroughly inspect the shipment [RANDOMIZE]

			Region						Gender		Age		
			Canada 2022-06	Atlantic	Quebec	Ontario	Prairies	British Columbia	Male	Female	18 to 34	35 to 54	55 plus
Question - Rank 1	Total	Unwgt N	1002	100	251	309	205	137	533	469	276	367	359
		Wgt N	1000	67	233	384	183	133	489	511	273	341	386
	The US	%	11.5	11.4	8.5	14.7	9.5	10.2	12.2	10.8	18.2	10.8	7.3
	Britain	%	0.5	1.8	0.0	0.5	0.8	0.0	0.6	0.3	1.3	0.3	0.0
	Japan	%	0.5	2.3	0.7	0.0	0.5	0.6	0.1	0.8	0.8	0.8	0.0
	France	%	0.3	0.0	0.0	0.4	0.0	0.8	0.2	0.3	0.0	0.7	0.0
	Germany	%	0.5	0.0	0.4	0.6	1.0	0.0	0.9	0.2	0.3	0.9	0.4
	China	%	64.5	50.6	61.8	64.9	65.5	73.3	64.4	64.5	60.7	65.2	66.4
	Mexico	%	22.3	33.8	28.6	18.8	22.7	15.2	21.6	23.0	18.6	21.3	25.9



Thinking about when a package or a shipping container of goods enters Canada from one of the countries below, please rank the first and second country that Canadians customs officials should thoroughly inspect the shipment [RANDOMIZE]

			Region						Gender		Age		
			Canada 2022-06	Atlantic	Quebec	Ontario	Prairies	British Columbia	Male	Female	18 to 34	35 to 54	55 plus
Question - Rank 2	Total	Unwgt N	957	97	237	300	194	129	507	450	263	352	342
		Wgt N	959	65	221	374	173	126	467	492	261	328	370
	The US	%	14.9	15.0	13.8	15.4	13.3	17.3	15.0	14.8	14.7	15.8	14.1
	Britain	%	1.9	0.0	0.0	3.3	1.7	2.7	2.3	1.6	2.4	3.8	0.0
	Japan	%	4.2	5.3	6.2	2.4	5.9	2.9	2.1	6.2	4.5	3.9	4.2
	France	%	1.1	0.0	0.7	1.6	0.9	1.4	1.8	0.5	0.9	1.4	1.0
	Germany	%	1.6	2.6	1.2	1.8	2.0	0.8	1.3	1.9	2.5	2.0	0.7
	China	%	22.3	31.5	24.9	21.6	21.5	16.4	20.9	23.7	23.4	19.1	24.4
	Mexico	%	53.9	45.7	53.2	53.9	54.7	58.5	56.6	51.4	51.6	54.0	55.6



Thinking about when a visitor from one of the countries below arrives at the Canadian border, please rank the first and second country whose visitors' Canadian customs officials should question more thoroughly [RANDOMIZE]

			Region						Gender		Age		
			Canada 2022-06	Atlantic	Quebec	Ontario	Prairies	British Columbia	Male	Female	18 to 34	35 to 54	55 plus
Question - Rank 1	Total	Unwgt N	1002	100	251	309	205	137	533	469	276	367	359
		Wgt N	1000	67	233	384	183	133	489	511	273	341	386
	The US	%	22.8	22.9	24.7	20.3	20.2	30.3	20.4	25.1	34.1	21.5	15.9
	Britain	%	0.2	0.0	0.0	0.2	0.4	0.0	0.1	0.2	0.6	0.0	0.0
	Japan	%	0.5	1.8	0.7	0.2	0.5	0.0	0.2	0.7	0.6	0.7	0.2
	France	%	1.1	1.6	0.6	1.2	1.0	1.2	1.6	0.6	0.9	0.8	1.4
	Germany	%	1.0	1.4	0.7	0.6	2.6	0.0	0.5	1.4	1.7	0.5	0.9
	China	%	57.3	50.1	52.8	59.6	61.4	56.9	62.0	52.9	46.3	61.2	61.8
	Mexico	%	17.2	22.1	20.4	17.8	14.0	11.6	15.1	19.1	15.8	15.3	19.8

Thinking about when a visitor from one of the countries below arrives at the Canadian border, please rank the first and second country whose visitors' Canadian customs officials should question more thoroughly [RANDOMIZE]

			Region						Gender		Age		
			Canada 2022-06	Atlantic	Quebec	Ontario	Prairies	British Columbia	Male	Female	18 to 34	35 to 54	55 plus
Question - Rank 2	Total	Unwgt N	889	92	222	275	180	120	476	413	234	330	325
		Wgt N	884	62	199	344	162	118	438	446	226	309	350
	The US	%	20.3	17.9	16.9	22.8	14.5	27.7	17.6	22.9	18.9	21.4	20.2
	Britain	%	2.5	6.0	0.3	2.7	4.0	2.0	3.7	1.4	4.1	2.2	1.9
	Japan	%	3.1	6.0	5.0	1.8	4.4	0.5	2.0	4.3	1.6	3.4	3.9
	France	%	2.6	2.7	2.5	2.0	3.2	3.5	3.1	2.1	3.2	2.4	2.3
	Germany	%	1.8	0.0	2.1	1.9	3.0	0.0	1.7	1.8	2.3	3.1	0.2
	China	%	24.9	25.2	22.8	23.1	26.1	31.9	23.9	25.9	26.6	23.2	25.3
	Mexico	%	44.8	42.3	50.3	45.7	44.7	34.3	48.0	41.6	43.3	44.4	46.1



			Region						Gender		Age		
			Canada 2022-06	Atlantic	Quebec	Ontario	Prairies	British Columbia	Male	Female	18 to 34	35 to 54	55 plus
Question - In terms of border security, should the United States and Canada be moving towards greater and closer cooperation, or should they be maintaining separate national security policies and priorities?	Total	Unwgt N	1002	100	251	309	205	137	533	469	276	367	359
		Wgt N	1000	67	233	384	183	133	489	511	273	341	386
	Much closer cooperation	%	24.6	23.4	32.0	24.0	25.4	13.0	31.3	18.2	19.0	23.9	29.2
	Somewhat closer cooperation	%	28.3	26.1	26.3	26.4	33.0	32.4	27.6	29.1	25.5	30.0	28.9
	Stay the same/no change	%	19.4	25.8	18.0	21.3	16.5	17.1	16.8	21.8	20.5	18.8	19.0
	Somewhat separate	%	14.5	15.0	10.5	16.9	11.8	17.9	14.5	14.5	16.7	14.3	13.1
	Completely separate	%	9.4	7.4	5.3	9.6	10.0	16.1	7.4	11.3	10.8	10.0	7.9
	Don't know	%	3.8	2.4	7.8	1.9	3.4	3.5	2.5	5.1	7.4	2.9	2.0

			Region						Gender		Age		
			Canada 2022-06	Atlantic	Quebec	Ontario	Prairies	British Columbia	Male	Female	18 to 34	35 to 54	55 plus
Question - In terms of national security (i.e., NATO, the United Nations), should the United States and Canada be moving towards greater and closer cooperation, or should they be maintaining separate national security policies and priorities?	Total	Unwgt N	1002	100	251	309	205	137	533	469	276	367	359
		Wgt N	1000	67	233	384	183	133	489	511	273	341	386
	Much closer cooperation	%	26.2	26.3	33.0	25.2	27.3	15.6	32.4	20.3	20.6	22.6	33.4
	Somewhat closer cooperation	%	30.8	35.5	26.7	32.0	28.6	35.6	30.0	31.6	28.6	31.3	32.0
	Stay the same/no change	%	18.2	18.1	14.0	21.0	16.2	20.4	19.0	17.4	15.7	19.8	18.6
	Somewhat separate	%	10.7	6.9	9.5	10.5	12.7	12.4	9.7	11.7	13.4	11.6	8.0
	Completely separate	%	8.4	6.4	6.2	8.1	10.5	11.4	6.5	10.2	10.5	9.6	5.8
	Don't know	%	5.7	6.8	10.7	3.2	4.7	4.5	2.4	8.8	11.2	5.2	2.2



			Region						Gender		Age		
			Canada 2022-06	Atlantic	Quebec	Ontario	Prairies	British Columbia	Male	Female	18 to 34	35 to 54	55 plus
Question - In terms of anti-terrorism measures, should the United States and Canada be moving towards greater and closer cooperation, or should they be maintaining separate national security policies and priorities?	Total	Unwgt N	1002	100	251	309	205	137	533	469	276	367	359
		Wgt N	1000	67	233	384	183	133	489	511	273	341	386
	Much closer cooperation	%	30.5	28.4	39.2	28.7	32.0	19.3	36.4	24.8	18.9	28.8	40.2
	Somewhat closer cooperation	%	30.1	34.4	21.7	34.4	31.2	28.6	27.4	32.6	30.5	29.8	30.1
	Stay the same/no change	%	15.9	17.3	15.3	14.1	16.0	21.1	17.6	14.3	18.5	17.9	12.2
	Somewhat separate	%	12.2	12.1	10.0	13.6	8.8	16.9	10.4	13.9	15.4	11.4	10.7
	Completely separate	%	7.1	5.8	6.3	6.5	8.1	9.4	5.4	8.6	8.4	8.1	5.3
	Don't know	%	4.3	2.1	7.4	2.8	3.8	4.7	2.7	5.8	8.4	4.0	1.5



			Region						Gender		Age		
			Canada 2022-06	Atlantic	Quebec	Ontario	Prairies	British Columbia	Male	Female	18 to 34	35 to 54	55 plus
Question - In your opinion, how important or unimportant is it for the United States and Canada to work together to develop an integrated energy policy to remove any dependence on Middle East oil? Is it very important, somewhat important, somewhat unimportant or very unimportant?	Total	Unwgt N	1002	100	251	309	205	137	533	469	276	367	359
		Wgt N	1000	67	233	384	183	133	489	511	273	341	386
	Very important	%	56.7	62.2	51.2	56.5	66.4	50.6	58.4	55.0	49.4	57.1	61.4
	Somewhat important	%	29.5	28.3	33.2	28.5	24.4	33.3	27.2	31.7	33.3	27.3	28.7
	Somewhat unimportant	%	4.9	2.5	3.9	6.1	4.0	5.8	6.9	3.0	6.1	4.4	4.6
	Very unimportant	%	4.6	5.6	4.5	4.2	3.2	7.3	4.9	4.3	3.6	7.0	3.1
	Unsure	%	4.4	1.4	7.1	4.8	1.9	3.1	2.7	6.0	7.6	4.2	2.2



Please rank the first and second country which are the greatest health threat to Canadians when it comes to things like a pandemic. [RANDOMIZE]

			Region						Gender		Age		
			Canada 2022-06	Atlantic	Quebec	Ontario	Prairies	British Columbia	Male	Female	18 to 34	35 to 54	55 plus
Question - Rank 1	Total	Unwgt N	1002	100	251	309	205	137	533	469	276	367	359
		Wgt N	1000	67	233	384	183	133	489	511	273	341	386
	The US	%	35.1	39.6	34.0	35.9	31.2	38.2	33.5	36.7	43.0	37.8	27.2
	Britain	%	1.0	1.6	0.0	1.5	1.8	0.0	1.3	0.7	1.7	0.2	1.2
	Japan	%	0.5	0.0	0.7	0.5	0.6	0.0	0.4	0.6	0.7	0.3	0.5
	France	%	0.9	0.0	1.4	0.2	1.4	1.5	1.2	0.6	1.1	0.8	0.8
	Germany	%	0.9	1.4	1.4	1.0	0.6	0.0	0.2	1.6	1.9	0.3	0.8
	China	%	59.2	57.4	59.8	58.3	61.8	58.3	62.2	56.4	50.3	58.8	65.8
	Mexico	%	2.3	0.0	2.7	2.5	2.7	2.0	1.2	3.4	1.3	1.8	3.6

Please rank the first and second country which are the greatest health threat to Canadians when it comes to things like a pandemic. [RANDOMIZE]

			Region						Gender		Age		
			Canada 2022-06	Atlantic	Quebec	Ontario	Prairies	British Columbia	Male	Female	18 to 34	35 to 54	55 plus
Question - Rank 2	Total	Unwgt N	845	90	213	262	168	112	459	386	219	316	310
		Wgt N	829	59	185	324	150	111	419	410	207	294	328
	The US	%	35.0	37.4	32.5	35.7	29.2	43.6	36.1	33.9	30.3	32.8	40.0
	Britain	%	8.7	10.9	5.5	9.1	8.9	11.3	8.4	8.9	8.3	10.9	6.9
	Japan	%	5.6	7.8	6.1	4.3	9.4	2.2	2.5	8.8	7.5	4.9	5.0
	France	%	4.1	2.9	8.2	1.9	4.6	3.3	4.3	3.8	5.9	3.4	3.4
	Germany	%	1.0	0.0	0.0	1.9	1.3	0.0	0.5	1.5	2.5	1.0	0.0
	China	%	22.9	25.6	18.1	24.1	23.5	25.3	24.2	21.6	26.2	24.4	19.5
	Mexico	%	22.8	15.4	29.6	22.9	23.1	14.4	24.0	21.5	19.3	22.6	25.2



			Region					What is your gender		Age		
			USA 2022-07	Northeast	South	Midwest	West	Male	Female	18 to 34	35 to 54	55 plus
Question - Our next few questions are about US foreign relations. The US should follow its own interests, even if this leads to conflict with other nations. Do you strongly agree, agree, neither agree nor disagree, disagree, or strongly disagree?	Total	Unwgt N	1107	179	462	238	228	423	684	426	419	262
		Wgt N	1000	177	377	209	237	486	514	300	332	369
	Strongly agree	%	18.0	24.0	19.3	17.7	11.7	24.8	11.5	15.6	19.0	19.0
	Agree	%	34.3	31.2	33.7	34.9	37.0	37.9	30.8	33.1	36.3	33.4
	Neither agree nor disagree	%	24.2	18.1	25.7	24.8	25.6	18.8	29.2	26.0	24.8	22.1
	Disagree	%	15.6	18.8	13.9	14.7	16.5	11.6	19.3	15.4	13.1	18.0
	Strongly disagree	%	4.3	5.0	3.8	4.2	4.6	3.8	4.7	5.6	2.7	4.6
	Can't choose/unsure	%	3.7	3.0	3.5	3.7	4.6	3.0	4.4	4.2	4.2	3.0

Thinking about the US in relation with the countries below, could you please identify the first and second ranked countries that are closest with the United States in terms of human rights? [RANDOMIZE]

			Region					What is your gender		Age		
			USA 2022-07	Northeast	South	Midwest	West	Male	Female	18 to 34	35 to 54	55 plus
Question - Rank 1	Total	Unwgt N	1107	179	462	238	228	423	684	426	419	262
		Wgt N	1000	177	377	209	237	486	514	300	332	369
	Canada	%	44.7	43.6	44.0	45.2	46.2	42.0	47.3	41.7	43.0	48.7
	Britain	%	25.5	26.3	27.6	24.7	22.0	27.6	23.5	19.6	21.9	33.4
	Japan	%	5.0	6.0	5.7	2.5	5.3	5.7	4.4	6.9	4.3	4.2
	France	%	6.9	5.6	7.0	7.3	7.3	6.0	7.7	5.4	9.0	6.2
	Germany	%	6.4	5.1	5.8	7.2	7.5	6.6	6.2	7.9	6.2	5.3
	China	%	6.6	9.0	5.7	6.7	6.1	6.2	7.0	10.4	8.0	2.2
	Mexico	%	5.0	4.4	4.1	6.3	5.5	6.1	3.9	8.2	7.6	0.0

Nanos conducted a representative online survey of 1,107 residents of the United States, 18 years of age or older, between July 21st and 22nd, 2022. Statistically checked and weighted using the latest Census results to be representative of the American population. The US study was a representative non-probability survey weighted to reflect the US population.

www.nanos.co



Thinking about the US in relation with the countries below, could you please identify the first and second ranked countries that are closest with the United States in terms of human rights? [RANDOMIZE]

			Region					What is your gender		Age		
			USA 2022-07	Northeast	South	Midwest	West	Male	Female	18 to 34	35 to 54	55 plus
Question - Rank 2	Total	Unwgt N	1077	171	452	232	222	414	663	412	409	256
		Wgt N	974	170	370	203	231	475	499	289	324	360
	Canada	%	24.1	29.8	25.0	26.0	16.9	24.1	24.1	22.6	23.2	26.2
	Britain	%	30.9	33.1	29.4	28.9	33.6	33.3	28.6	27.9	25.9	37.9
	Japan	%	7.2	4.3	7.2	7.7	8.8	9.1	5.4	8.6	8.6	4.9
	France	%	16.3	16.4	17.8	13.5	16.4	13.8	18.7	14.2	19.5	15.2
	Germany	%	10.0	8.6	10.5	10.6	9.5	10.2	9.7	11.0	8.9	10.1
	China	%	4.1	2.2	4.2	3.1	6.2	3.3	4.8	6.3	4.3	2.1
	Mexico	%	7.4	5.6	5.9	10.3	8.5	6.2	8.6	9.5	9.6	3.7

Thinking about the US in relation with the countries below, could you please identify the first and second ranked countries that are closest with the United States in terms of family values? [RANDOMIZE]

			Region					What is your gender		Age		
			USA 2022-07	Northeast	South	Midwest	West	Male	Female	18 to 34	35 to 54	55 plus
Question - Rank 1	Total	Unwgt N	1107	179	462	238	228	423	684	426	419	262
		Wgt N	1000	177	377	209	237	486	514	300	332	369
	Canada	%	44.5	44.5	40.0	49.3	47.4	43.7	45.3	40.6	41.7	50.2
	Britain	%	22.9	23.0	28.0	18.9	18.4	26.9	19.2	18.2	21.6	28.0
	Japan	%	7.3	9.2	7.6	6.3	6.4	8.2	6.5	7.1	7.8	7.1
	France	%	6.1	5.9	5.7	5.6	7.2	4.2	7.8	6.9	8.5	3.2
	Germany	%	5.0	2.8	5.9	5.5	5.0	4.6	5.4	4.9	6.5	3.8
	China	%	6.4	10.0	5.6	5.2	6.0	6.2	6.5	11.3	5.8	2.9
	Mexico	%	7.7	4.6	7.2	9.1	9.7	6.2	9.2	11.0	8.1	4.7

Nanos conducted a representative online survey of 1,107 residents of the United States, 18 years of age or older, between July 21st and 22nd, 2022. Statistically checked and weighted using the latest Census results to be representative of the American population. The US study was a representative non-probability survey weighted to reflect the US population.

www.nanos.co



Thinking about the US in relation with the countries below, could you please identify the first and second ranked countries that are closest with the United States in terms of family values? [RANDOMIZE]

			Region					What is your gender		Age		
			USA 2022-07	Northeast	South	Midwest	West	Male	Female	18 to 34	35 to 54	55 plus
Question - Rank 2	Total	Unwgt N	1060	172	441	227	220	402	658	394	408	258
		Wgt N	959	170	362	199	227	462	497	274	323	363
	Canada	%	22.3	21.1	25.2	20.8	19.8	23.2	21.5	21.1	23.4	22.2
	Britain	%	32.0	30.3	31.1	32.3	34.6	34.2	30.0	25.8	27.2	41.1
	Japan	%	7.8	7.4	6.7	8.1	9.9	8.7	7.0	7.8	9.0	6.9
	France	%	13.8	18.3	14.0	11.0	12.7	12.0	15.5	13.7	16.7	11.4
	Germany	%	10.0	8.7	9.0	10.4	12.1	9.8	10.1	12.8	8.0	9.5
	China	%	4.7	3.1	4.9	6.0	4.4	3.3	6.0	6.5	6.1	2.1
	Mexico	%	9.3	11.1	9.2	11.3	6.5	8.8	9.8	12.3	9.5	6.9

Thinking about the US in relation with the countries below, could you please rank the top two countries that are closest with the United States in terms of business values? [RANDOMIZE]

			Region					What is your gender		Age		
			USA 2022-07	Northeast	South	Midwest	West	Male	Female	18 to 34	35 to 54	55 plus
Question - Rank 1	Total	Unwgt N	1107	179	462	238	228	423	684	426	419	262
		Wgt N	1000	177	377	209	237	486	514	300	332	369
	Canada	%	30.9	26.8	34.5	32.6	26.9	27.1	34.6	26.2	30.3	35.3
	Britain	%	18.6	22.0	17.1	19.1	17.9	20.4	16.9	13.8	15.2	25.5
	Japan	%	13.7	13.4	12.2	11.0	18.4	15.6	11.8	12.4	15.3	13.2
	France	%	6.1	5.8	6.5	7.4	4.6	5.5	6.6	6.8	7.1	4.7
	Germany	%	10.1	9.2	7.6	8.3	16.1	13.6	6.7	11.1	7.8	11.3
	China	%	15.7	15.1	17.9	15.9	12.4	12.2	19.0	22.8	17.4	8.3
	Mexico	%	5.0	7.7	4.2	5.7	3.6	5.6	4.4	6.9	7.0	1.7

Nanos conducted a representative online survey of 1,107 residents of the United States, 18 years of age or older, between July 21st and 22nd, 2022. Statistically checked and weighted using the latest Census results to be representative of the American population. The US study was a representative non-probability survey weighted to reflect the US population.

www.nanos.co



Thinking about the US in relation with the countries below, could you please rank the top two countries that are closest with the United States in terms of business values?
 [RANDOMIZE]

Question - Rank 2	Total		Region					What is your gender		Age		
			USA 2022-07	Northeast	South	Midwest	West	Male	Female	18 to 34	35 to 54	55 plus
		Unwgt N	1061	172	441	232	216	405	656	398	403	260
		Wgt N	963	170	363	205	225	467	496	278	319	366
	Canada	%	17.0	20.5	14.3	16.5	19.3	19.7	14.5	16.6	14.3	19.8
	Britain	%	21.2	17.9	23.4	19.8	21.5	22.5	20.0	15.7	19.8	26.6
	Japan	%	17.0	15.6	17.5	19.8	14.6	18.4	15.6	18.9	15.7	16.6
	France	%	8.3	14.7	8.1	6.7	5.5	6.2	10.4	6.6	11.4	6.9
	Germany	%	14.7	16.5	14.4	14.9	13.6	15.1	14.3	15.1	12.0	16.7
	China	%	14.4	8.8	13.7	16.8	17.7	12.0	16.7	17.7	17.6	9.2
	Mexico	%	7.3	6.1	8.7	5.5	7.8	6.2	8.4	9.4	9.2	4.1

Thinking about when a package or a shipping container of goods enters the United States from one of the countries below, please rank the first and second country that American customs officials should thoroughly inspect the shipment. [RANDOMIZE]

Question - Rank 1	Total		Region					What is your gender		Age		
			USA 2022-07	Northeast	South	Midwest	West	Male	Female	18 to 34	35 to 54	55 plus
		Unwgt N	1107	179	462	238	228	423	684	426	419	262
		Wgt N	1000	177	377	209	237	486	514	300	332	369
	Canada	%	6.2	7.9	6.7	4.9	5.2	6.7	5.6	6.9	8.9	3.1
	Britain	%	4.4	5.0	3.9	3.6	5.6	5.7	3.3	7.5	4.3	2.1
	Japan	%	4.8	5.3	4.8	4.9	4.1	4.3	5.2	6.6	7.0	1.2
	France	%	2.9	5.4	1.9	1.4	4.0	3.0	2.9	4.4	4.2	0.6
	Germany	%	6.5	6.2	6.6	7.0	5.9	6.9	6.0	10.3	7.4	2.5
	China	%	45.1	35.7	48.4	46.3	46.0	44.2	46.0	37.8	41.7	54.2
	Mexico	%	30.1	34.6	27.7	31.9	29.1	29.2	30.9	26.4	26.4	36.4

Nanos conducted a representative online survey of 1,107 residents of the United States, 18 years of age or older, between July 21st and 22nd, 2022. Statistically checked and weighted using the latest Census results to be representative of the American population. The US study was a representative non-probability survey weighted to reflect the US population.

www.nanos.co



Thinking about when a package or a shipping container of goods enters the United States from one of the countries below, please rank the first and second country that American customs officials should thoroughly inspect the shipment. [RANDOMIZE]

Question - Rank 2	Total		Region					What is your gender		Age		
			USA 2022-07	Northeast	South	Midwest	West	Male	Female	18 to 34	35 to 54	55 plus
		Unwgt N	1039	171	435	223	210	400	639	385	401	253
		Wgt N	943	169	358	196	219	459	484	270	317	356
	Canada	%	7.2	7.7	6.5	9.4	5.9	5.8	8.5	8.5	8.4	5.0
	Britain	%	6.1	9.0	5.1	6.0	5.4	8.0	4.2	7.1	7.5	4.0
	Japan	%	11.2	9.9	14.5	9.4	8.7	6.9	15.3	11.2	13.8	9.0
	France	%	4.5	2.4	5.1	2.1	7.1	4.8	4.1	8.7	4.1	1.6
	Germany	%	7.9	9.7	8.7	6.6	6.3	7.6	8.1	10.9	8.0	5.4
	China	%	27.7	33.0	25.0	28.6	27.1	27.7	27.7	25.3	24.7	32.2
	Mexico	%	35.5	28.4	35.2	37.9	39.5	39.1	32.1	28.3	33.5	42.8

Thinking about when a visitor from one of the countries below arrives at the US border, please rank the first and second country whose visitors American customs officials should question most thoroughly [RANDOMIZE]

Question - Rank 1	Total		Region					What is your gender		Age		
			USA 2022-07	Northeast	South	Midwest	West	Male	Female	18 to 34	35 to 54	55 plus
		Unwgt N	1107	179	462	238	228	423	684	426	419	262
		Wgt N	1000	177	377	209	237	486	514	300	332	369
	Canada	%	6.4	5.5	6.4	6.2	7.4	8.2	4.8	8.4	7.6	3.8
	Britain	%	4.8	5.1	4.1	4.1	6.4	5.0	4.7	5.3	7.0	2.5
	Japan	%	4.4	8.3	4.2	4.5	2.0	4.7	4.2	8.5	4.9	0.7
	France	%	4.0	3.0	5.1	3.4	3.4	3.9	4.0	7.1	3.9	1.5
	Germany	%	7.3	4.6	9.0	6.7	7.3	6.5	8.2	11.7	8.1	3.1
	China	%	34.3	31.1	33.6	40.1	32.6	36.2	32.5	24.1	33.2	43.6
	Mexico	%	38.7	42.5	37.6	35.0	40.9	35.5	41.7	34.9	35.3	44.9

Nanos conducted a representative online survey of 1,107 residents of the United States, 18 years of age or older, between July 21st and 22nd, 2022. Statistically checked and weighted using the latest Census results to be representative of the American population. The US study was a representative non-probability survey weighted to reflect the US population.



Thinking about when a visitor from one of the countries below arrives at the US border, please rank the first and second country whose visitors American customs officials should question most thoroughly [RANDOMIZE]

			Region					What is your gender		Age		
			USA 2022-07	Northeast	South	Midwest	West	Male	Female	18 to 34	35 to 54	55 plus
Question - Rank 2	Total	Unwgt N	1008	163	424	216	205	394	614	368	390	250
		Wgt N	921	162	351	193	214	455	466	260	308	353
	Canada	%	10.7	10.7	11.9	9.4	9.8	10.4	11.0	13.8	12.0	7.3
	Britain	%	5.1	6.4	4.4	6.4	4.3	5.1	5.2	9.1	5.3	2.0
	Japan	%	10.0	4.4	12.9	10.0	9.5	8.8	11.2	12.8	9.7	8.2
	France	%	5.2	7.7	4.7	5.0	4.1	4.7	5.6	6.6	6.8	2.6
	Germany	%	9.4	5.2	8.4	11.2	12.5	7.5	11.2	11.4	10.0	7.3
	China	%	31.8	38.4	29.8	29.9	31.8	32.4	31.2	28.8	28.6	36.8
	Mexico	%	27.8	27.2	27.9	28.0	28.1	31.1	24.7	17.5	27.5	35.7

			Region					What is your gender		Age		
			USA 2022-07	Northeast	South	Midwest	West	Male	Female	18 to 34	35 to 54	55 plus
Question - In terms of national security (i.e., NATO, the United Nations), should the United States and Canada be moving towards greater and closer cooperation or should they be maintaining separate national security policies and priorities?	Total	Unwgt N	1107	179	462	238	228	423	684	426	419	262
		Wgt N	1000	177	377	209	237	486	514	300	332	369
	Much closer cooperation	%	30.0	36.4	27.4	27.7	31.3	37.3	23.1	21.7	31.9	34.9
	Somewhat closer cooperation	%	34.1	33.0	34.9	36.4	31.8	29.2	38.8	36.4	32.6	33.6
	Stay the same/no change	%	21.2	18.7	22.6	20.8	21.0	22.3	20.1	23.8	20.7	19.4
	Somewhat separate	%	4.9	2.2	5.1	5.1	6.3	4.3	5.4	6.0	5.3	3.7
	Completely separate	%	4.8	5.7	5.6	4.3	3.1	4.3	5.2	3.3	4.3	6.4
	Unsure	%	5.1	4.1	4.3	5.7	6.5	2.6	7.4	8.8	5.1	2.0

Nanos conducted a representative online survey of 1,107 residents of the United States, 18 years of age or older, between July 21st and 22nd, 2022. Statistically checked and weighted using the latest Census results to be representative of the American population. The US study was a representative non-probability survey weighted to reflect the US population.



			Region					What is your gender		Age		
			USA 2022-07	Northeast	South	Midwest	West	Male	Female	18 to 34	35 to 54	55 plus
Question - In terms of border security, should the United States and Canada be moving towards greater and closer cooperation or should they be maintaining more separate policies and priorities?	Total	Unwgt N	1107	179	462	238	228	423	684	426	419	262
		Wgt N	1000	177	377	209	237	486	514	300	332	369
	Much closer cooperation	%	31.2	34.3	29.1	31.3	32.0	37.9	24.8	21.3	32.9	37.7
	Somewhat closer cooperation	%	32.1	32.8	32.5	34.0	29.5	27.8	36.2	32.6	33.5	30.5
	Stay the same/no change	%	22.0	17.4	23.2	20.5	24.9	23.2	20.9	24.5	19.7	22.1
	Somewhat separate	%	5.6	6.5	5.3	6.1	5.1	4.6	6.6	9.1	4.4	3.9
	Completely separate	%	4.1	3.8	5.1	2.9	3.7	3.9	4.3	4.8	4.5	3.1
	Unsure	%	5.0	5.2	4.8	5.2	4.9	2.5	7.3	7.7	5.0	2.7

			Region					What is your gender		Age		
			USA 2022-07	Northeast	South	Midwest	West	Male	Female	18 to 34	35 to 54	55 plus
Question - In terms of anti-terrorism measures, should the United States and Canada be moving towards greater and closer cooperation or should they be maintaining more separate policies and priorities?	Total	Unwgt N	1107	179	462	238	228	423	684	426	419	262
		Wgt N	1000	177	377	209	237	486	514	300	332	369
	Much closer cooperation	%	41.0	44.0	40.3	41.0	39.8	46.7	35.6	26.5	40.2	53.5
	Somewhat closer cooperation	%	28.9	29.7	27.1	28.0	32.0	26.6	31.1	31.8	30.7	25.0
	Stay the same/no change	%	17.1	13.6	19.1	19.0	14.7	17.0	17.1	23.3	15.7	13.3
	Somewhat separate	%	4.6	4.3	5.5	3.8	4.1	3.2	6.0	6.0	4.9	3.3
	Completely separate	%	2.8	2.7	3.2	2.4	2.5	2.3	3.2	2.8	3.4	2.2
	Unsure	%	5.6	5.6	4.7	5.8	6.9	4.2	6.9	9.6	5.2	2.7

Nanos conducted a representative online survey of 1,107 residents of the United States, 18 years of age or older, between July 21st and 22nd, 2022. Statistically checked and weighted using the latest Census results to be representative of the American population. The US study was a representative non-probability survey weighted to reflect the US population.

www.nanos.co



			Region					What is your gender		Age		
			USA 2022-07	Northeast	South	Midwest	West	Male	Female	18 to 34	35 to 54	55 plus
Question - In your opinion, how important or unimportant is it for the United States and Canada to work together to develop an integrated energy policy to remove any dependence on Middle East oil? Is it very important, somewhat important, somewhat unimportant or very unimportant?	Total	Unwgt N	1107	179	462	238	228	423	684	426	419	262
		Wgt N	1000	177	377	209	237	486	514	300	332	369
	Very important	%	54.1	54.1	53.0	50.2	59.0	59.3	49.1	34.5	52.3	71.5
	Somewhat important	%	30.4	29.7	31.7	31.5	28.0	28.4	32.4	39.2	31.5	22.3
	Somewhat unimportant	%	6.7	8.7	6.8	7.7	4.1	5.3	8.0	11.8	8.0	1.3
	Very unimportant	%	2.2	2.7	2.8	2.2	1.1	2.1	2.4	3.2	2.4	1.2
	Unsure	%	6.6	4.7	5.8	8.4	7.8	5.0	8.2	11.2	5.7	3.7

Please rank the first and second country which are the greatest health threat to Americans when it comes to things like a pandemic [RANDOMIZE]

			Region					What is your gender		Age		
			USA 2022-07	Northeast	South	Midwest	West	Male	Female	18 to 34	35 to 54	55 plus
Question - Rank 1	Total	Unwgt N	1107	179	462	238	228	423	684	426	419	262
		Wgt N	1000	177	377	209	237	486	514	300	332	369
	Canada	%	5.4	6.9	5.4	4.8	4.8	6.1	4.7	7.8	7.6	1.4
	Britain	%	4.4	7.0	3.5	4.1	4.3	4.0	4.9	7.7	4.2	2.1
	Japan	%	4.7	4.4	5.9	5.1	2.7	3.1	6.3	6.2	5.4	2.9
	France	%	3.1	3.0	3.0	4.5	2.0	2.8	3.4	4.2	3.4	1.9
	Germany	%	4.1	5.9	3.7	4.3	3.1	4.5	3.7	8.0	4.2	0.7
	China	%	65.5	62.5	64.3	64.9	70.3	66.3	64.8	50.4	60.4	82.4
	Mexico	%	12.8	10.3	14.3	12.3	12.7	13.3	12.3	15.7	14.8	8.6

Nanos conducted a representative online survey of 1,107 residents of the United States, 18 years of age or older, between July 21st and 22nd, 2022. Statistically checked and weighted using the latest Census results to be representative of the American population. The US study was a representative non-probability survey weighted to reflect the US population.

www.nanos.co



Please rank the first and second country which are the greatest health threat to Americans when it comes to things like a pandemic [RANDOMIZE]

			Region					What is your gender		Age		
			USA 2022-07	Northeast	South	Midwest	West	Male	Female	18 to 34	35 to 54	55 plus
Question - Rank 2	Total	Unwgt N	1008	165	424	210	209	389	619	374	388	246
		Wgt N	918	163	350	188	216	447	470	265	307	346
	Canada	%	6.9	5.8	9.2	6.3	4.4	7.2	6.6	11.0	8.3	2.4
	Britain	%	6.8	8.5	6.5	6.8	5.8	8.7	4.9	8.7	5.1	6.8
	Japan	%	20.6	18.5	20.0	23.0	21.1	16.3	24.7	20.2	23.1	18.7
	France	%	5.6	9.8	3.6	5.6	5.9	6.3	5.0	9.3	6.3	2.3
	Germany	%	6.0	5.3	6.2	6.1	6.1	5.7	6.3	8.6	8.3	2.0
	China	%	13.2	8.5	14.6	14.1	13.5	13.1	13.3	15.5	15.8	9.1
	Mexico	%	40.9	43.5	39.9	38.0	43.2	42.7	39.3	26.7	33.1	58.8

Nanos conducted a representative online survey of 1,107 residents of the United States, 18 years of age or older, between July 21st and 22nd, 2022. Statistically checked and weighted using the latest Census results to be representative of the American population. The US study was a representative non-probability survey weighted to reflect the US population.

www.nanos.co