


Three years after the release of the National Inquiry, Canadians are over three times more likely to rate the job done by the Government of Canada as poor rather than good when it comes to ending the ongoing national tragedy of missing and murdered Indigenous women and girls (MMIWG).

June 3rd, 2022 marks the third anniversary of the National Inquiry for Missing and Murdered Indigenous Women and Girls (MMIWG). The national inquiry released its final report, titled Reclaiming Power and Place, on June 3, 2019, after two years of gathering testimonies from families and survivors across the country where it identified 231 Calls for Justice.

In light of the third anniversary, the Native Women's Association retained Nanos research to conduct research among Canadians to gauge their views on their awareness and level of knowledge of this topic, as well as their views on the importance of the Government of Canada taking action to provide justice for Missing and Murdered Indigenous Women and Girls (MMIWG). The research also focused on how Canadians perceived the job done by the Government of Canada on a number of actions relating to Indigenous Peoples, Truth and Reconciliation, and MMIWG.

Nanos conducted an RDD dual frame (land- and cell-lines) hybrid telephone and online random survey of 1,001 Canadians, 18 years of age or older, between May 26th to 30th, 2022 as part of an omnibus survey. The research was commissioned by Native Women's Association of Canada and was conducted by Nanos Research.



Key Findings – Job done by Government of Canada



JOB DONE ENDING MMIWG TRAGEDY

Canadians are over three times more likely to rate the job done by the Government of Canada as poor (41%) rather than good (12%) when it comes to ending the ongoing national tragedy of missing and murdered Indigenous women and girls (MMIWG). They are also two times more likely to say the same about making communities safe today for Indigenous women, girls, and LGBTQ and Two-spirit People and working to prevent future violence against them.



JOB DONE DELIVERING ON PROMISES

Canadians are three times more likely to say the Government of Canada is doing a poor job (50%) rather than a good job (14%) at delivering on promises to have clean water for Indigenous communities. Similarly, they are more likely to say they are doing a poor job (39%) rather than a good job (16%) at delivering on promises to support safe Indigenous communities.



JOB DONE RESPECTING INDIGENOUS PEOPLES

Canadians rate the job done by the Government of Canada accepting responsibility for the past actions of federal governments that may have been harmful to Indigenous peoples highest (mean score of 5.5 out of 10) but are split on the job done with respect to Truth and reconciliation with Indigenous Peoples (mean of 4.9), respecting the rights of Indigenous Peoples (mean of 5.1), and respecting the views of Indigenous Peoples (mean of 5.0).

Key Findings



AWARENESS AND KNOWLEDGE OF 231 CALLS FOR JUSTICE FOR MMIWG

About seven in ten Canadians have heard of the 231 Calls for Justice identified by the National Inquiry for Missing and Murdered Indigenous Women and Girls (MMIWG) (71%) and rate their level of knowledge on the topic as average (mean of 5.1 out of 10). Residents of BC who have heard of the National Inquiry for MMIWG rate their level of knowledge highest (mean of 5.7) compared to those from other regions.



IMPORTANCE OF GOVERNMENT TAKING ACTION TO PROVIDE JUSTICE FOR MMIWG

Almost nine in ten Canadians believe it is important (61%) or somewhat important (26%) for the Government of Canada to take action in order to provide justice for Missing and Murdered Indigenous Women and Girls (MMIWG). Women (70%) and residents of Ontario (66%) are more likely to believe it is important for the Government to take action.



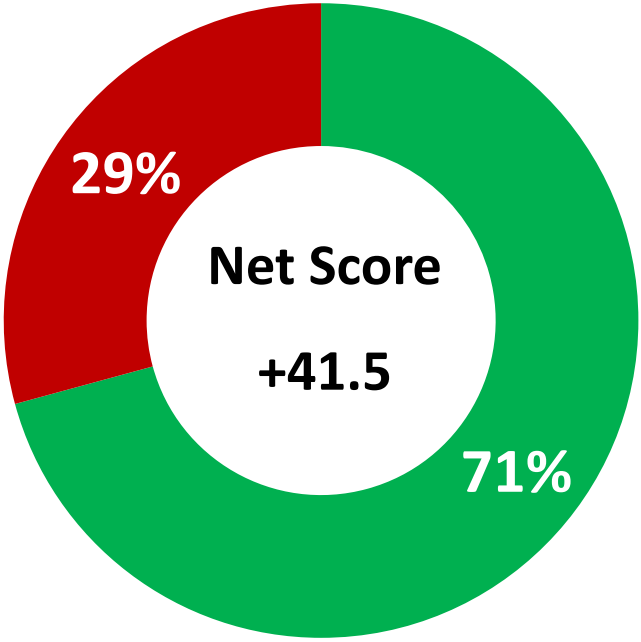
IMPORTANCE OF BEING TRANSPARENT IN SPENDING TO ADDRESS MMIWG

Over nine in ten also believe it is important (72%) or somewhat important (23%) for the Government of Canada to be transparent in their spending for addressing the national tragedy of MMIWG. Residents of the Prairies (83%) are more likely to believe this is important than residents of Ontario (70%), Atlantic Canada (70%) or Quebec (64%).

Awareness of the 231 Calls for Justice

Q

Our next few questions are about Indigenous issues in Canada. Have you heard or not heard of the 231 Calls for Justice identified by the National Inquiry for Missing and Murdered Indigenous Women and Girls (MMIWG)?



■ Heard ■ Not heard

Heard	Atlantic (n=97)	Quebec (n=216)	Ontario (n=332)	Prairies (n=206)	BC (n=150)
		65.9%	63.9%	72.4%	76.2%
Heard	Men (n=528)	Women (n=473)	18 to 34 (n=268)	35 to 54 (n=392)	55 plus (n=341)
		67.0%	74.4%	67.5%	69.2%

*Weighted to the true population proportion.
 *Charts may not add up to 100 due to rounding.
 *The net score is the difference between all positive and negative numbers in a question.

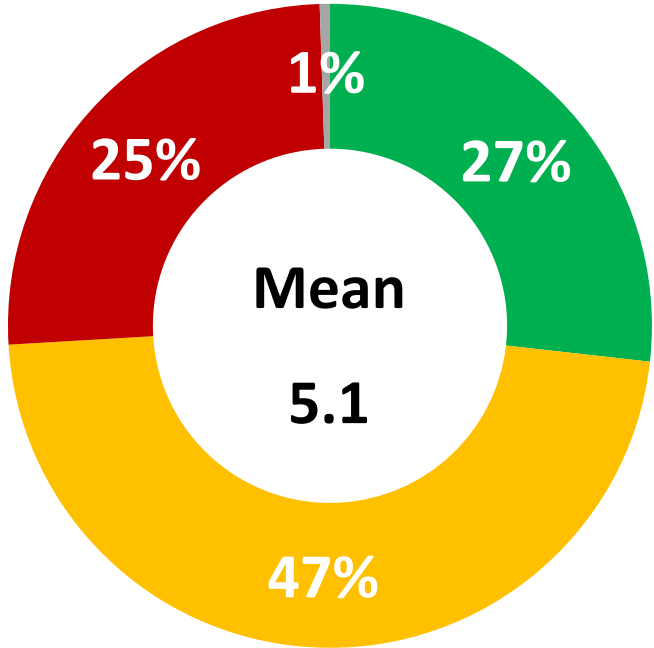
Source: Nanos Research, RDD dual frame hybrid telephone and online random survey, May 26th to 30th, 2022, n=1001, accurate 3.1 percentage points plus or minus, 19 times out of 20.



Knowledge on the National Inquiry for Missing and Murdered Indigenous Women and Girls

Q

[IF HEARD] On a scale of 0 to 10, where 0 is not at all knowledgeable and 10 is completely knowledgeable, how would you rate your level of knowledge on the National Inquiry for Missing and Murdered Indigenous Women and Girls (MMIWG)?



■ Knowledgeable (7-10) ■ Average (4-6)
■ Not knowledgeable (0-3) ■ Unsure

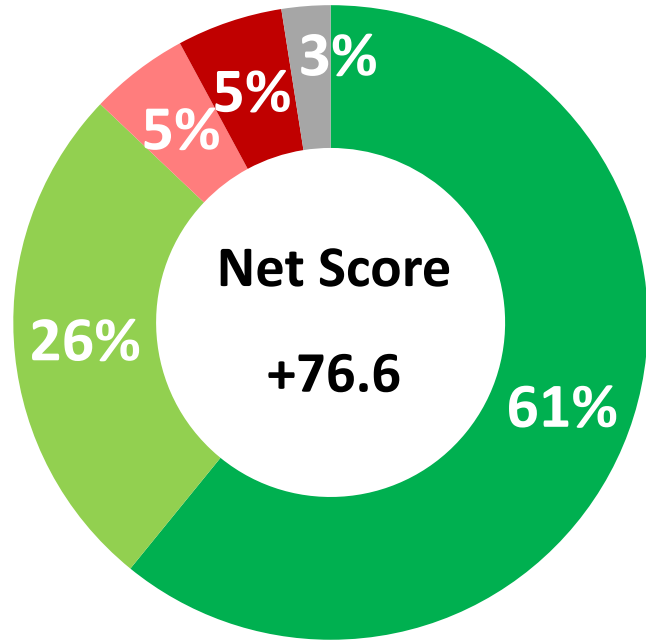
*Weighted to the true population proportion.
 *Charts may not add up to 100 due to rounding.

Source: Nanos Research, RDD dual frame hybrid telephone and online random survey, May 26th to 30th, 2022, n=705 who have heard of the National Inquiry, accurate 3.7 percentage points plus or minus, 19 times out of 20.

	Atlantic (n=64)	Quebec (n=135)	Ontario (n=240)	Prairies (n=157)	BC (n=109)
Mean	5.1	4.3	5.1	5.4	5.7
	Men (n=356)	Women (n=349)	18 to 34 (n=180)	35 to 54 (n=273)	55 plus (n=252)
	5.0	5.1	4.8	5.2	5.2



Importance for the Government of Canada to provide justice for MMIWG



- Important
- Somewhat important
- Somewhat not important
- Not important
- Unsure

*Weighted to the true population proportion.
 *Charts may not add up to 100 due to rounding.
 *The net score is the difference between all positive and negative numbers in a question.

Source: Nanos Research, RDD dual frame hybrid telephone and online random survey, May 26th to 30th, 2022, n=1001, accurate 3.1 percentage points plus or minus, 19 times out of 20.



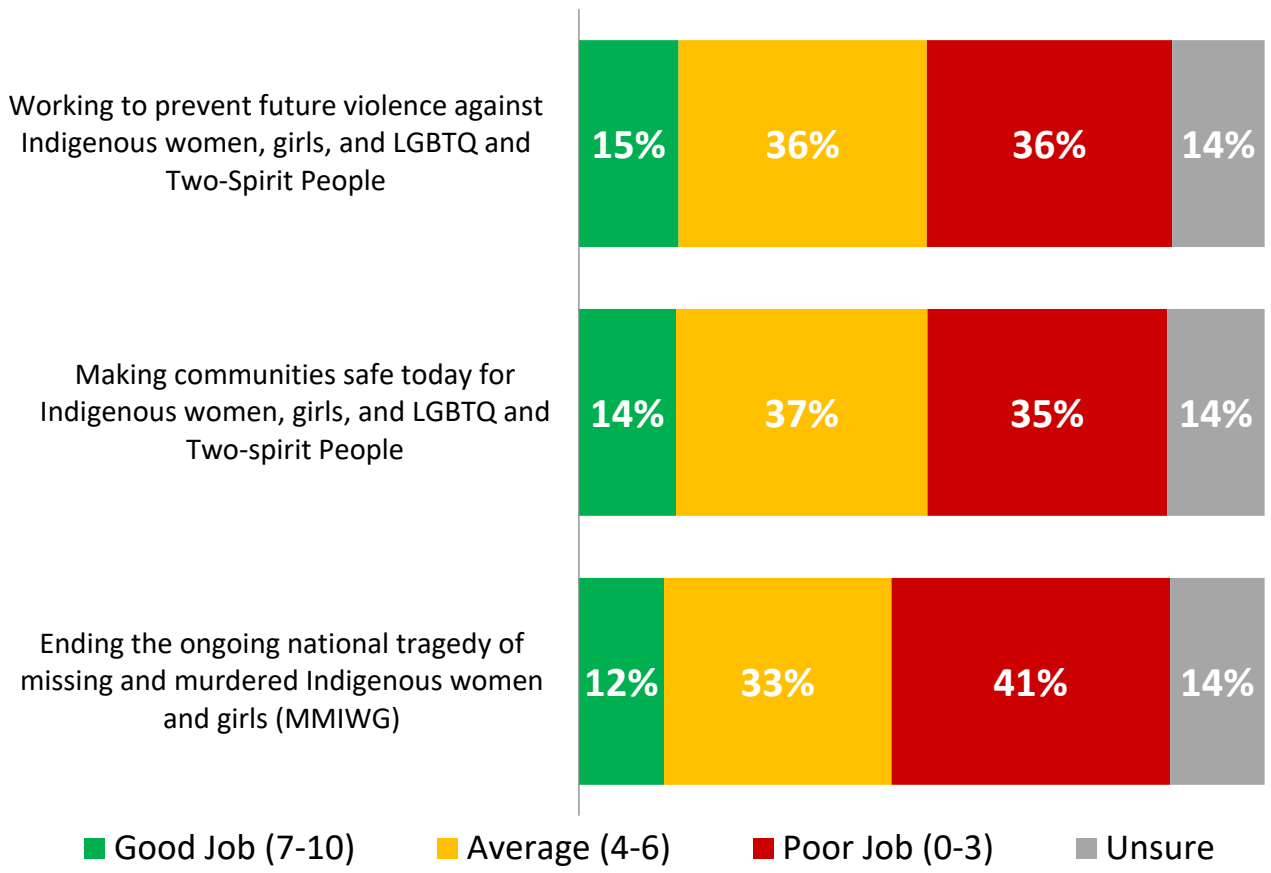
Do you believe that it is important, somewhat important, somewhat not important or not important for the Government of Canada to take action in order to provide justice for Missing and Murdered Indigenous Women and Girls (MMIWG)?

Important/ Somewhat important	Atlantic (n=97)	Quebec (n=216)	Ontario (n=332)	Prairies (n=206)	BC (n=150)
	87.9%	90.7%	89.8%	78.7%	84.0%
	Men (n=528)	Women (n=473)	18 to 34 (n=268)	35 to 54 (n=392)	55 plus (n=341)
	84.8%	89.2%	89.8%	85.8%	86.3%



Rating the job done by the Government of Canada

Q As you may know, June 3rd marks the third anniversary of the National Inquiry for Missing and Murdered Indigenous Women and Girls (MMIWG). The national inquiry released its final report, titled Reclaiming Power and Place, on June 3, 2019, after two years of gathering testimonies from families and survivors across the country where it identified 231 Calls for Justice. On a scale from 0 to 10 where 0 is a very poor job and 10 is a very good job, how would you rate the job done by the Government of Canada to: [ROTATE]



Mean

4.1

4.1

3.8

“ Overall, Canadians rate the job done by the Government of Canada as low giving the poorest rating to their job ending the ongoing national tragedy of missing and murdered Indigenous women and girls (MMIWG) (mean score of 3.8 out of 10). ”

*Weighted to the true population proportion.
 *Charts may not add up to 100 due to rounding.

Source: Nanos Research, RDD dual frame hybrid telephone and online random survey, May 26th to 30th, 2022, n=1001, accurate 3.1 percentage points plus or minus, 19 times out of 20.

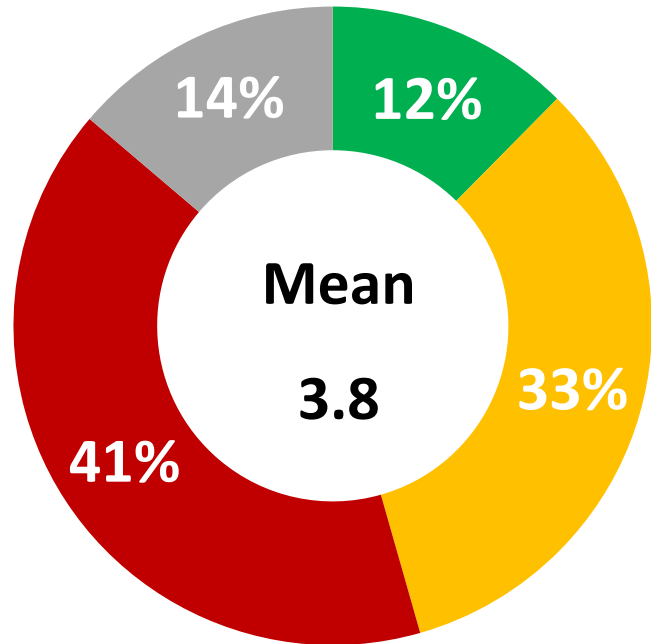


Rating the job done by the Government of Canada ending the ongoing national tragedy of MMIWG

Q

On a scale from 0 to 10 where 0 is a very poor job and 10 is a very good job, how would you rate the job done by the Government of Canada to: [ROTATE]

Ending the ongoing national tragedy of missing and murdered Indigenous women and girls (MMIWG)



■ Good job (7-10) ■ Average (4-6) ■ Poor job (0-3) ■ Unsure

*Weighted to the true population proportion.
 *Charts may not add up to 100 due to rounding.

	Atlantic (n=97)	Quebec (n=216)	Ontario (n=332)	Prairies (n=206)	BC (n=150)
Mean	3.6	4.5	3.6	3.5	3.6
	Men (n=528)	Women (n=473)	18 to 34 (n=268)	35 to 54 (n=392)	55 plus (n=341)
	3.9	3.7	3.6	3.8	3.9

Source: Nanos Research, RDD dual frame hybrid telephone and online random survey, May 26th to 30th, 2022, n=1001, accurate 3.1 percentage points plus or minus, 19 times out of 20.

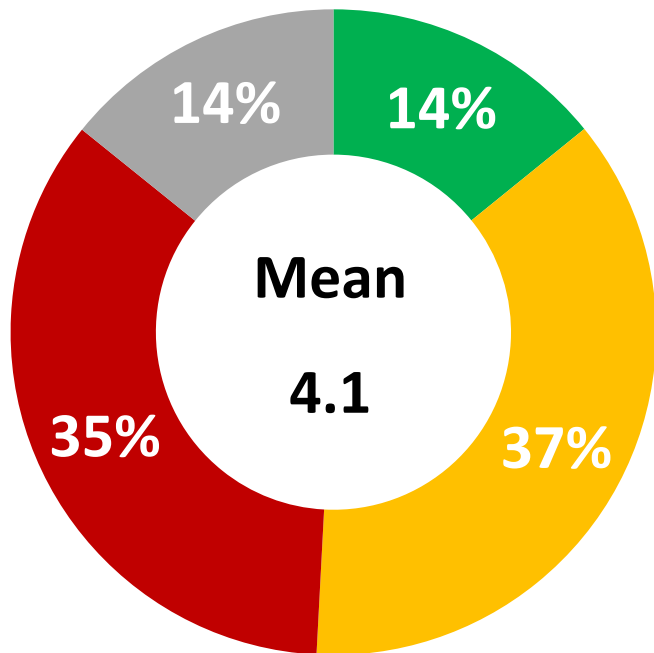


Rating the job done by the Government of Canada making communities safe today

Q

On a scale from 0 to 10 where 0 is a very poor job and 10 is a very good job, how would you rate the job done by the Government of Canada to: [ROTATE]

Making communities safe today for Indigenous women, girls, and LGBTQ and Two-spirit People



■ Good job (7-10) ■ Average (4-6) ■ Poor job (0-3) ■ Unsure

	Atlantic (n=97)	Quebec (n=216)	Ontario (n=332)	Prairies (n=206)	BC (n=150)
Mean	4.3	4.5	3.8	4.1	4.0
	Men (n=528)	Women (n=473)	18 to 34 (n=268)	35 to 54 (n=392)	55 plus (n=341)
	4.2	4.0	4.1	4.1	4.0

*Weighted to the true population proportion.
 *Charts may not add up to 100 due to rounding.

Source: Nanos Research, RDD dual frame hybrid telephone and online random survey, May 26th to 30th, 2022, n=1001, accurate 3.1 percentage points plus or minus, 19 times out of 20.

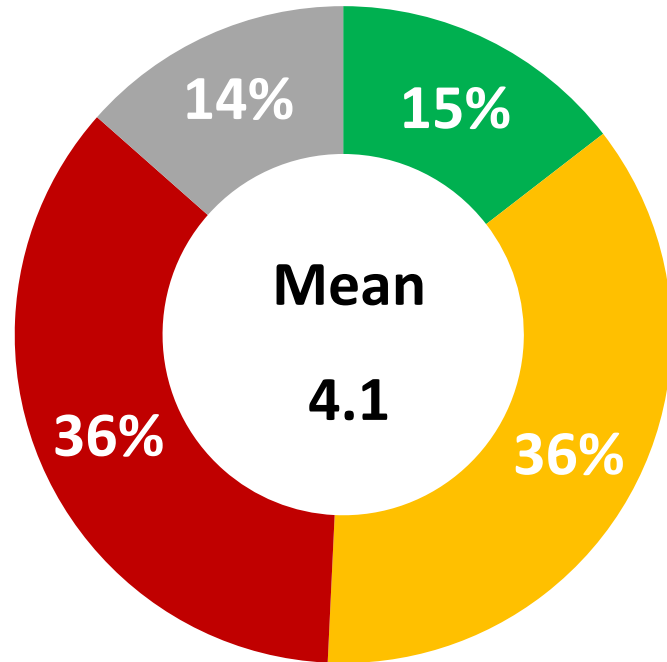


Rating the job done by the Government of Canada working to prevent future violence

Q

On a scale from 0 to 10 where 0 is a very poor job and 10 is a very good job, how would you rate the job done by the Government of Canada to: [ROTATE]

Working to prevent future violence against Indigenous women, girls, and LGBTQ and Two-Spirit People



■ Good job (7-10) ■ Average (4-6) ■ Poor job (0-3) ■ Unsure

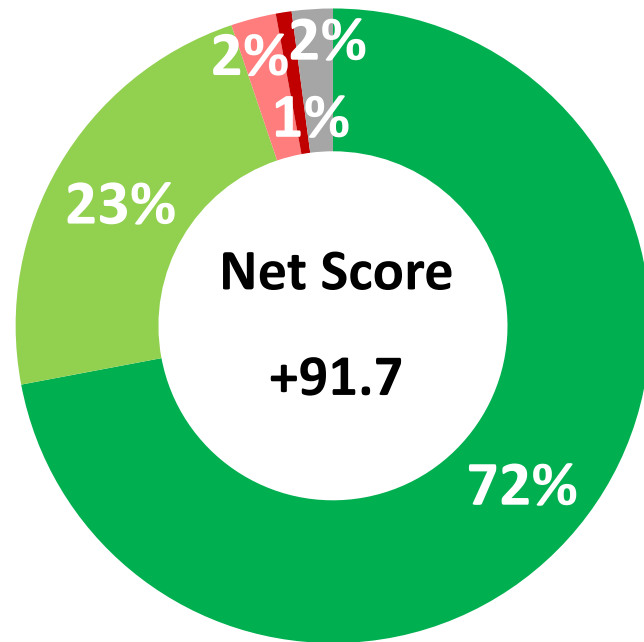
*Weighted to the true population proportion.
 *Charts may not add up to 100 due to rounding.

	Atlantic (n=97)	Quebec (n=216)	Ontario (n=332)	Prairies (n=206)	BC (n=150)
Mean	4.1	4.7	3.9	3.9	4.0
	Men (n=528)	Women (n=473)	18 to 34 (n=268)	35 to 54 (n=392)	55 plus (n=341)
	4.3	3.9	4.1	4.2	4.0

Source: Nanos Research, RDD dual frame hybrid telephone and online random survey, May 26th to 30th, 2022, n=1001, accurate 3.1 percentage points plus or minus, 19 times out of 20.



Importance for the Government to be transparent in their spending



- Important
- Somewhat important
- Somewhat not important
- Not important
- Unsure

*Weighted to the true population proportion.

*Charts may not add up to 100 due to rounding.

*The net score is the difference between all positive and negative numbers in a question.

Source: Nanos Research, RDD dual frame hybrid telephone and online random survey, May 26th to 30th, 2022, n=1001, accurate 3.1 percentage points plus or minus, 19 times out of 20.

Q

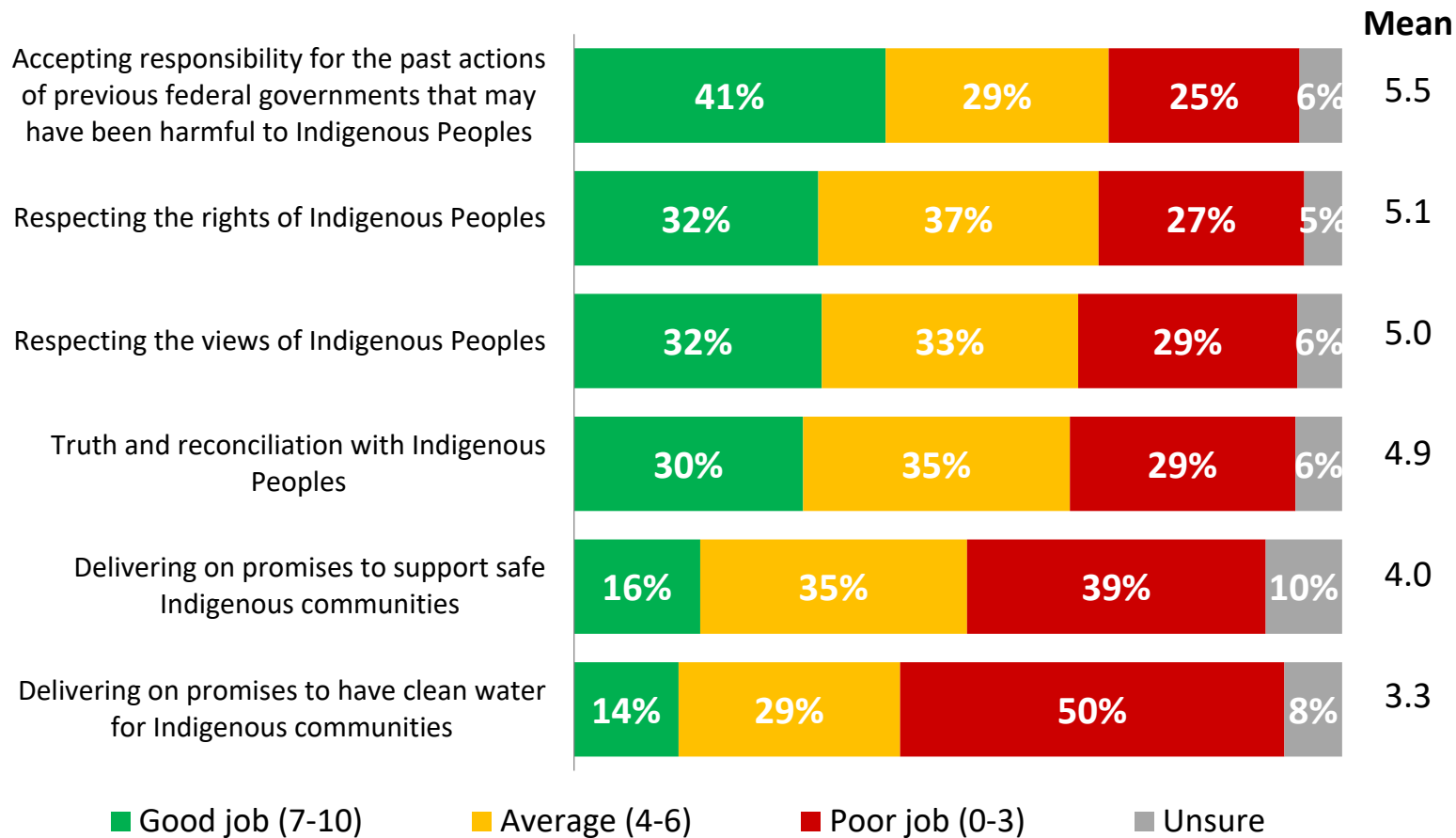
Do you believe it is important, somewhat important, somewhat not important or not important for the Government of Canada to be transparent in their spending for addressing the national tragedy of missing and murdered Indigenous women and girls, such as how much money was spent and what the moneys were spent on?

Important/ Somewhat important

	Atlantic (n=97)	Quebec (n=216)	Ontario (n=332)	Prairies (n=206)	BC (n=150)
	93.1%	94.8%	93.4%	97.0%	96.8%
	Men (n=528)	Women (n=473)	18 to 34 (n=268)	35 to 54 (n=392)	55 plus (n=341)
	95.5%	94.2%	91.6%	94.1%	97.7%

Rating the job done by the Government of Canada with respect to Indigenous Peoples

Q On a scale from 0 to 10, where 0 is a very poor job and 10 is a very good job, how would you rate the job the Government of Canada has done addressing the following: [RANDOMIZE]



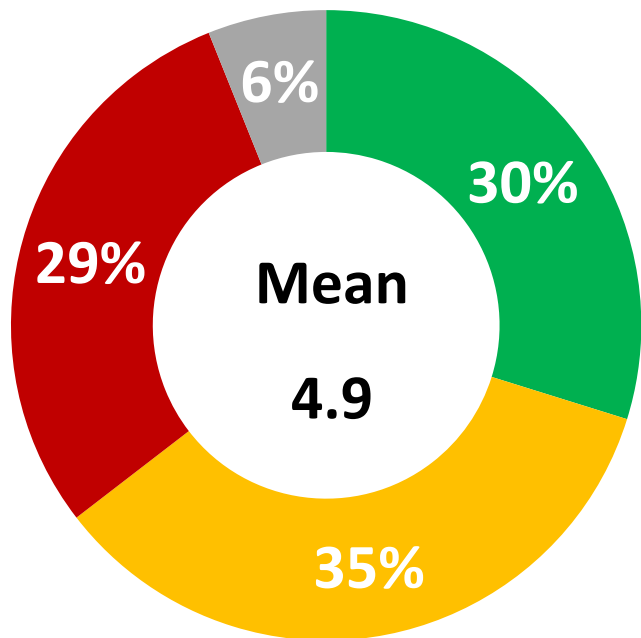
“ Canadians say the Government of Canada has done the best job at accepting responsibility for the past actions federal governments that may have been harmful to Indigenous peoples highest (mean score of 5.5 out of 10), and the worst job at delivering on promises to have clean water for Indigenous communities (mean score of 3.3 out of 10). ”

*Weighted to the true population proportion.
*Charts may not add up to 100 due to rounding.

Source: Nanos Research, RDD dual frame hybrid telephone and online random survey, May 26th to 30th, 2022, n=1001, accurate 3.1 percentage points plus or minus, 19 times out of 20.



Job done by the Government of Canada in addressing truth and reconciliation



■ Good job (7-10) ■ Average (4-6) ■ Poor job (0-3) ■ Unsure

*Weighted to the true population proportion.
 *Charts may not add up to 100 due to rounding.

Source: Nanos Research, RDD dual frame hybrid telephone and online random survey, May 26th to 30th, 2022, n=1001, accurate 3.1 percentage points plus or minus, 19 times out of 20.



On a scale from 0 to 10, where 0 is a very poor job and 10 is a very good job, how would you rate the job the Government of Canada has done addressing the following: [RANDOMIZE]

Truth and reconciliation with Indigenous Peoples

	Atlantic (n=97)	Quebec (n=216)	Ontario (n=332)	Prairies (n=206)	BC (n=150)
Mean	5.2	5.2	4.6	5.0	5.0
	Men (n=528)	Women (n=473)	18 to 34 (n=268)	35 to 54 (n=392)	55 plus (n=341)
	5.0	4.8	4.5	5.0	5.1

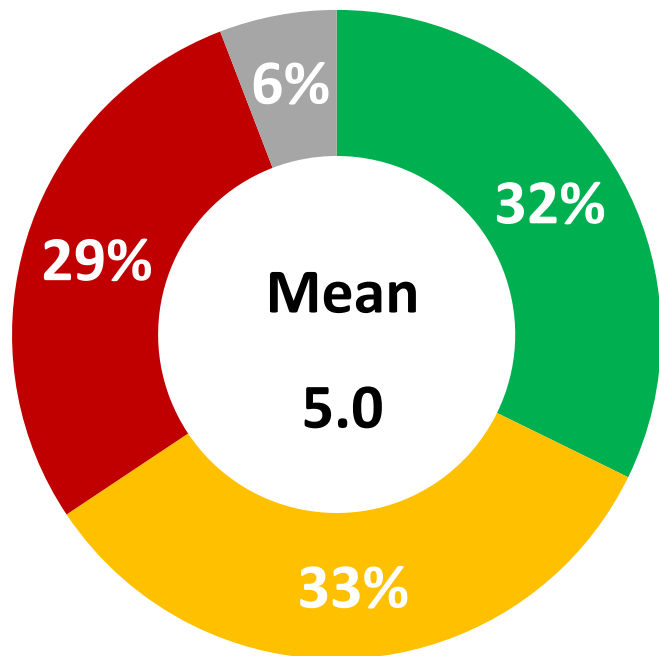


Job done by the Government of Canada in respecting the views of Indigenous Peoples

Q

On a scale from 0 to 10, where 0 is a very poor job and 10 is a very good job, how would you rate the job the Government of Canada has done addressing the following: [RANDOMIZE]

Respecting the views of Indigenous Peoples



■ Good job (7-10) ■ Average (4-6) ■ Poor job (0-3) ■ Unsure

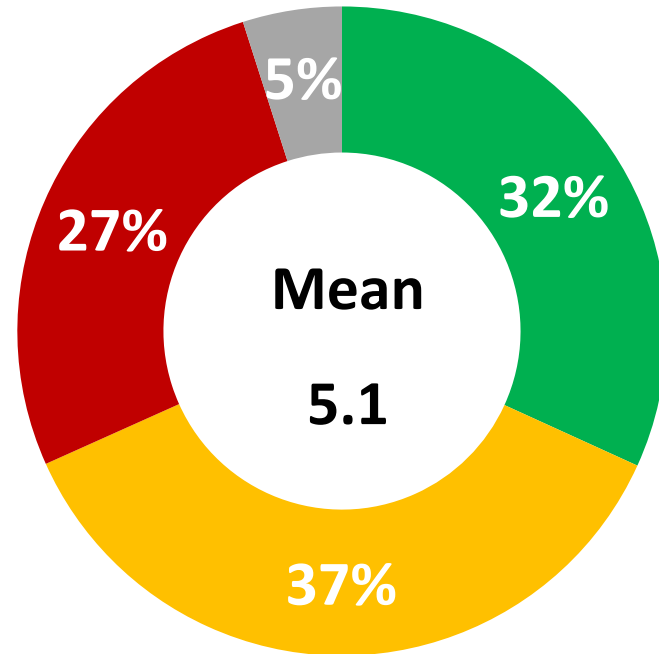
*Weighted to the true population proportion.
 *Charts may not add up to 100 due to rounding.

	Atlantic (n=97)	Quebec (n=216)	Ontario (n=332)	Prairies (n=206)	BC (n=150)
Mean	5.3	5.2	4.9	4.9	5.1
	Men (n=528)	Women (n=473)	18 to 34 (n=268)	35 to 54 (n=392)	55 plus (n=341)
	5.1	4.9	4.5	5.0	5.3

Source: Nanos Research, RDD dual frame hybrid telephone and online random survey, May 26th to 30th, 2022, n=1001, accurate 3.1 percentage points plus or minus, 19 times out of 20.



Job done by the Government of Canada in respecting the rights of Indigenous Peoples



■ Good job (7-10) ■ Average (4-6) ■ Poor job (0-3) ■ Unsure

*Weighted to the true population proportion.

*Charts may not add up to 100 due to rounding.

Source: Nanos Research, RDD dual frame hybrid telephone and online random survey, May 26th to 30th, 2022, n=1001, accurate 3.1 percentage points plus or minus, 19 times out of 20.

Q

On a scale from 0 to 10, where 0 is a very poor job and 10 is a very good job, how would you rate the job the Government of Canada has done addressing the following: [RANDOMIZE]

Respecting the rights of Indigenous Peoples

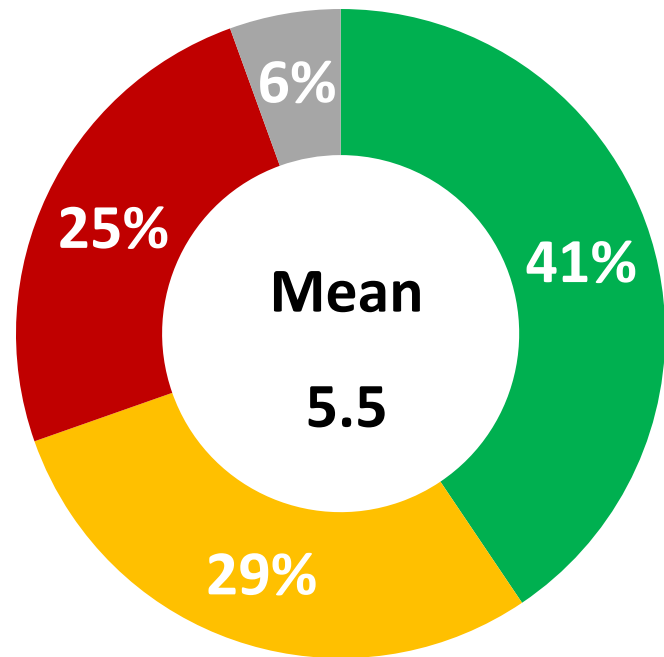
	Atlantic (n=97)	Quebec (n=216)	Ontario (n=332)	Prairies (n=206)	BC (n=150)
Mean	5.3	5.2	4.8	5.2	5.2
	Men (n=528)	Women (n=473)	18 to 34 (n=268)	35 to 54 (n=392)	55 plus (n=341)
	5.3	4.8	4.7	5.0	5.4

Job done by the Government of Canada in accepting responsibility for past actions of previous federal governments

Q

On a scale from 0 to 10, where 0 is a very poor job and 10 is a very good job, how would you rate the job the Government of Canada has done addressing the following: [RANDOMIZE]

Accepting responsibility for the past actions of previous federal governments that may have been harmful to Indigenous Peoples



■ Good job (7-10) ■ Average (4-6) ■ Poor job (0-3) ■ Unsure

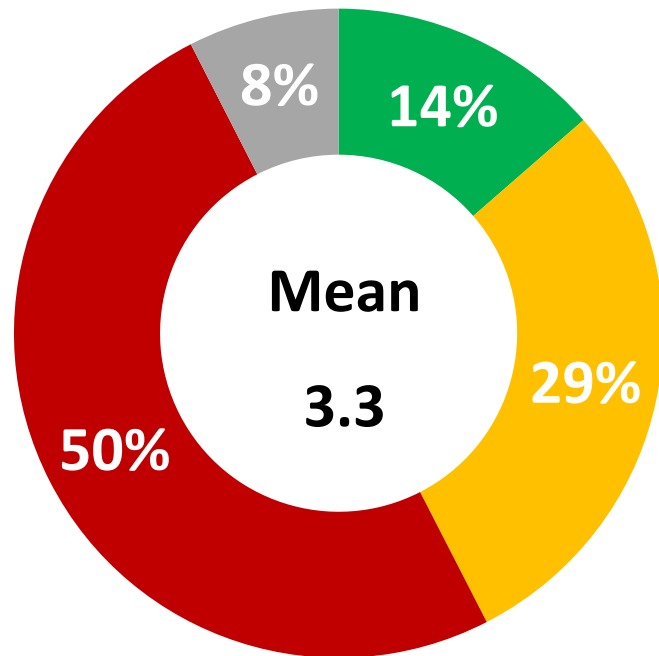
	Atlantic (n=97)	Quebec (n=216)	Ontario (n=332)	Prairies (n=206)	BC (n=150)
Mean	5.7	5.4	5.4	5.5	5.5
	Men (n=528)	Women (n=473)	18 to 34 (n=268)	35 to 54 (n=392)	55 plus (n=341)
	5.6	5.3	5.2	5.5	5.7

*Weighted to the true population proportion.
 *Charts may not add up to 100 due to rounding.

Source: Nanos Research, RDD dual frame hybrid telephone and online random survey, May 26th to 30th, 2022, n=1001, accurate 3.1 percentage points plus or minus, 19 times out of 20.



Job done by the Government of Canada delivering on promises to have clean water for Indigenous communities



■ Good job (7-10) ■ Average (4-6) ■ Poor job (0-3) ■ Unsure

*Weighted to the true population proportion.

*Charts may not add up to 100 due to rounding.

Source: Nanos Research, RDD dual frame hybrid telephone and online random survey, May 26th to 30th, 2022, n=1001, accurate 3.1 percentage points plus or minus, 19 times out of 20.

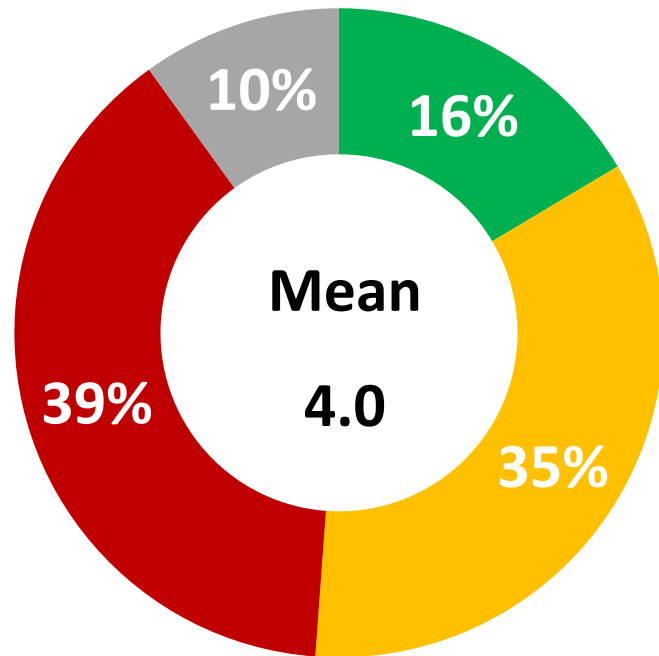
Q

On a scale from 0 to 10, where 0 is a very poor job and 10 is a very good job, how would you rate the job the Government of Canada has done addressing the following: [RANDOMIZE]

Delivering on promises to have clean water for Indigenous communities

	Atlantic (n=97)	Quebec (n=216)	Ontario (n=332)	Prairies (n=206)	BC (n=150)
Mean	3.4	3.6	3.2	2.9	3.3
	Men (n=528)	Women (n=473)	18 to 34 (n=268)	35 to 54 (n=392)	55 plus (n=341)
	3.3	3.2	3.1	3.1	3.5

Job done by the Government of Canada delivering on promises to support safe Indigenous communities



■ Good job (7-10) ■ Average (4-6) ■ Poor job (0-3) ■ Unsure

*Weighted to the true population proportion.
 *Charts may not add up to 100 due to rounding.

Source: Nanos Research, RDD dual frame hybrid telephone and online random survey, May 26th to 30th, 2022, n=1001, accurate 3.1 percentage points plus or minus, 19 times out of 20.

Q

On a scale from 0 to 10, where 0 is a very poor job and 10 is a very good job, how would you rate the job the Government of Canada has done addressing the following: [RANDOMIZE]

Delivering on promises to support safe Indigenous communities

	Atlantic (n=97)	Quebec (n=216)	Ontario (n=332)	Prairies (n=206)	BC (n=150)
Mean	4.1	4.6	3.7	3.9	4.0
	Men (n=528)	Women (n=473)	18 to 34 (n=268)	35 to 54 (n=392)	55 plus (n=341)
	4.1	3.9	3.8	4.0	4.1



Nanos conducted an RDD dual frame (land- and cell-lines) hybrid telephone and online random survey of 1,001 Canadians, 18 years of age or older, between May 26th to 30th, 2022 as part of an omnibus survey. Participants were randomly recruited by telephone using live agents and administered a survey online. The results were statistically checked and weighted by age and gender using the latest Census information and the sample is geographically stratified to be representative of Canada.

Individuals were randomly called using random digit dialling with a maximum of five call backs.

The margin of error for a random survey of 1,001 Canadians is ± 3.1 percentage points, 19 times out of 20.

The research was commissioned by Native Women's Association of Canada and was conducted by Nanos Research.

Note: Charts may not add up to 100 due to rounding.



Element	Description	Element	Description
Research sponsor	Native Women's Association of Canada	Weighting of Data	The results were weighted by age and gender using the latest Census information (2016) and the sample is geographically stratified to ensure a distribution across all regions of Canada. See tables for full weighting disclosure
Population and Final Sample Size	1,001 Randomly selected individuals.	Screening	Screening ensured potential respondents did not work in the market research industry, in the advertising industry, in the media or a political party prior to administering the survey to ensure the integrity of the data.
Source of Sample	Nanos Probability Panel	Excluded Demographics	Individuals younger than 18 years old; individuals without land or cell lines, and individuals without internet access could not participate.
Type of Sample	Probability	Stratification	By age and gender using the latest Census information (2016) and the sample is geographically stratified to be representative of Canada. Smaller areas such as Atlantic Canada were marginally oversampled to allow for a minimum regional sample.
Margin of Error	±3.1 percentage points, 19 times out of 20.	Estimated Response Rate	Eleven percent, consistent with industry norms.
Mode of Survey	RDD dual frame (land- and cell-lines) hybrid telephone and online omnibus survey	Question Order	Question order in the preceding report reflects the order in which they appeared in the original questionnaire.
Sampling Method Base	The sample included both land- and cell-lines RDD (Random Digit Dialed) across Canada.	Question Content	Topics on the omnibus ahead of the survey content included: views on political issues, views on economic issues, views on Canada's relationship with the British Monarchy, Chinese telecom companies, the Liberal-NDP agreement, inflation, and standard of living.
Demographics (Captured)	Atlantic Canada, Quebec, Ontario, Prairies, British Columbia; Men and Women; 18 years and older. Six digit postal code was used to validate geography.	Question Wording	The questions in the preceding report are written exactly as they were asked to individuals.
Fieldwork/Validation	Individuals were recruited using live interviews with live supervision to validate work, the research questions were administered online	Research/Data Collection Supplier	Nanos Research
Number of Calls	Maximum of five call backs to those recruited.	Contact	Contact Nanos Research for more information or with any concerns or questions. http://www.nanos.co Telephone:(613) 234-4666 ext. 237 Email: info@nanosresearch.com.
Time of Calls	Individuals recruited were called between 12-5:30 pm and 6:30-9:30pm local time for the respondent.		
Field Dates	May 26 th to 30 th , 2022..		
Language of Survey	The survey was conducted in both English and French.		
Standards	Nanos Research is a member of the Canadian Research Insights Council (CRIC) and confirms that this research fully complies with all CRIC Standards including the CRIC Public Opinion Research Standards and Disclosure Requirements. https://canadianresearchinsightscouncil.ca/standards/		



nanos dimap analytika



NANOS RUTHERFORD MCKAY & Co.

As one of North America's premier market and public opinion research firms, we put strategic intelligence into the hands of decision makers. The majority of our work is for private sector and public facing organizations and ranges from market studies, managing reputation through to leveraging data intelligence. Nanos Research offers a vertically integrated full service quantitative and qualitative research practice to attain the highest standards and the greatest control over the research process. www.nanos.co

This international joint venture between [dimap](http://www.dimap.com) and [Nanos](http://www.nanos.co) brings together top research and data experts from North American and Europe to deliver exceptional data intelligence to clients. The team offers data intelligence services ranging from demographic and sentiment microtargeting; consumer sentiment identification and decision conversion; and, data analytics and profiling for consumer persuasion. www.nanosdimap.com

NRM is an affiliate of Nanos Research and Rutherford McKay Associates. Our service offerings are based on decades of professional experience and extensive research and include public acceptance and engagement, communications audits, and narrative development. www.nrmpublicaffairs.com

ABOUT NANOS

TABULATIONS





2022-2162 – Native Women’s Association of Canada (NWAC) – National Survey – STAT SHEET

			Region					Gender		Age			
			Canada 2022-05	Atlantic	Quebec	Ontario	Prairies	British Columbia	Male	Female	18 to 34	35 to 54	55 plus
Question - Our next few questions are about Indigenous issues in Canada. Have you heard or not heard of the 231 Calls for Justice identified by the National Inquiry for Missing and Murdered Indigenous Women and Girls (MMIWG)?	Total	Unwgt N	1001	97	216	332	206	150	528	473	268	392	341
		Wgt N	1000	67	233	384	183	133	489	511	273	341	386
	Heard	%	70.8	65.9	63.9	72.4	76.2	72.9	67.0	74.4	67.5	69.2	74.4
	Not heard	%	29.2	34.1	36.1	27.6	23.8	27.1	33.0	25.6	32.5	30.8	25.6

			Region					Gender		Age			
			Canada 2022-05	Atlantic	Quebec	Ontario	Prairies	British Columbia	Male	Female	18 to 34	35 to 54	55 plus
Question - [IF HEARD] On a scale of 0 to 10, where 0 is not at all knowledgeable and 10 is completely knowledgeable, how would you rate your level of knowledge on the National Inquiry for Missing and Murdered Indigenous Women and Girls (MMIWG)?	Total	Unwgt N	705	64	135	240	157	109	356	349	180	273	252
		Wgt N	708	44	149	278	139	97	327	380	184	236	287
		Mean	5.1	5.1	4.3	5.1	5.4	5.7	5.0	5.1	4.8	5.2	5.2
		Median	5.0	5.0	5.0	5.0	5.0	6.0	5.0	5.0	5.0	5.0	5.0
	Not at all knowledgeable (0)	%	1.3	1.8	1.2	1.5	1.7	0.0	1.2	1.3	1.7	1.0	1.3
	1	%	3.9	1.8	7.5	1.8	4.9	3.6	3.9	3.8	6.1	2.9	3.3
	2	%	8.2	9.4	11.6	7.5	8.7	3.4	8.3	8.1	8.8	8.9	7.2
	3	%	12.1	13.2	17.2	13.0	8.8	5.6	12.5	11.7	11.8	11.5	12.7
	4	%	10.9	12.6	12.0	8.9	11.5	12.9	13.0	9.0	11.0	11.8	10.0
	5	%	18.7	11.2	22.0	19.2	15.6	19.8	19.5	18.0	17.3	18.6	19.6
	6	%	17.7	19.8	15.1	23.4	6.3	21.2	16.6	18.7	20.6	17.1	16.4
	7	%	15.1	17.8	9.4	14.3	20.8	16.7	13.0	16.8	13.8	13.4	17.3
	8	%	6.8	7.9	2.3	6.2	11.6	8.3	4.6	8.8	7.1	7.7	6.0
	9	%	3.3	3.3	1.7	2.2	5.2	5.8	4.4	2.3	1.0	4.0	4.1
Completely knowledgeable (10)	%	1.6	0.0	0.0	1.3	3.6	2.7	2.4	0.9	0.9	2.1	1.7	
Unsure	%	0.5	1.2	0.0	0.5	1.3	0.0	0.6	0.4	0.0	1.0	0.5	

			Region					Gender		Age			
			Canada 2022-05	Atlantic	Quebec	Ontario	Prairies	British Columbia	Male	Female	18 to 34	35 to 54	55 plus
Question - Do you believe that it is important, somewhat important, somewhat not important or not important for the Government of Canada to take action in order to provide justice for Missing and Murdered Indigenous Women and Girls (MMIWG)?	Total	Unwgt N	1001	97	216	332	206	150	528	473	268	392	341
		Wgt N	1000	67	233	384	183	133	489	511	273	341	386
	Important	%	60.9	61.8	63.0	66.2	49.6	56.8	51.5	69.8	66.1	58.7	59.1
	Somewhat important	%	26.2	26.1	27.7	23.6	29.1	27.1	33.3	19.4	23.7	27.2	27.1
	Somewhat not important	%	5.0	7.6	4.7	3.5	8.1	4.8	4.6	5.4	3.3	5.4	6.0
	Not important	%	5.4	0.9	2.1	5.5	8.4	8.8	7.6	3.3	4.0	6.2	5.7
	Unsure	%	2.5	3.6	2.5	1.2	4.8	2.5	2.9	2.0	2.9	2.6	2.1

Nanos conducted an RDD dual frame (land- and cell- lines) hybrid telephone and online random survey of 1,001 Canadians, 18 years of age or older, between May 26th and 30th, 2022. The margin of error for this survey is ±3.1 percentage points, 19 times out of 20.



2022-2162 – Native Women’s Association of Canada (NWAC) – National Survey – STAT SHEET

As you may know, June 3rd marks the third anniversary of the National Inquiry for Missing and Murdered Indigenous Women and Girls (MMIWG). The national inquiry released its final report, titled Reclaiming Power and Place, on June 3, 2019, after two years of gathering testimonies from families and survivors across the country where it identified 231 Calls for Justice.

On a scale from 0 to 10 where 0 is a very poor job and 10 is a very good job, how would you rate the job done by the Government of Canada to: [ROTATE]

			Region					Gender		Age			
			Canada 2022-05	Atlantic	Quebec	Ontario	Prairies	British Columbia	Male	Female	18 to 34	35 to 54	55 plus
Question - Ending the ongoing national tragedy of missing and murdered Indigenous women and girls (MMIWG)	Total	Unwgt N	1001	97	216	332	206	150	528	473	268	392	341
		Wgt N	1000	67	233	384	183	133	489	511	273	341	386
		Mean	3.8	3.6	4.5	3.6	3.5	3.6	3.9	3.7	3.6	3.8	3.9
		Median	4.0	4.0	5.0	3.0	3.0	3.0	4.0	4.0	3.0	4.0	4.0
	Very poor job (0)	%	12.3	14.4	6.4	13.7	13.9	15.3	11.9	12.7	14.0	14.7	9.0
	1	%	4.7	3.0	3.0	5.3	7.2	3.5	4.2	5.3	5.3	5.3	3.8
	2	%	9.8	8.0	9.6	10.5	9.9	8.8	8.8	10.7	10.1	7.9	11.3
	3	%	13.8	13.1	12.0	13.8	12.2	19.5	12.6	15.0	13.6	11.5	16.0
	4	%	8.9	11.8	10.0	7.8	9.2	8.5	8.9	9.0	9.1	6.4	11.0
	5	%	17.7	18.6	21.1	18.8	12.9	14.5	17.9	17.5	13.2	20.4	18.5
	6	%	6.6	11.3	7.3	6.1	7.7	2.6	7.4	5.8	9.2	7.0	4.3
	7	%	6.6	3.4	10.8	5.1	3.4	9.5	6.7	6.4	6.0	6.5	7.1
	8	%	2.8	2.1	4.2	3.1	1.4	2.0	2.3	3.3	2.0	2.5	3.7
	9	%	1.7	1.0	2.2	1.3	2.2	1.4	1.7	1.6	1.8	1.9	1.4
Very good job (10)	%	1.3	0.0	1.6	0.9	2.5	1.2	1.8	0.9	1.2	2.0	0.9	
Unsure	%	13.8	13.1	11.8	13.6	17.5	13.2	15.8	11.9	14.6	14.0	13.0	

On a scale from 0 to 10 where 0 is a very poor job and 10 is a very good job, how would you rate the job done by the Government of Canada to: [ROTATE]

			Region					Gender		Age			
			Canada 2022-05	Atlantic	Quebec	Ontario	Prairies	British Columbia	Male	Female	18 to 34	35 to 54	55 plus
Question - Making communities safe today for Indigenous women, girls, and LGBTQ and Two-spirit People	Total	Unwgt N	1001	97	216	332	206	150	528	473	268	392	341
		Wgt N	1000	67	233	384	183	133	489	511	273	341	386
		Mean	4.1	4.3	4.5	3.8	4.1	4.0	4.2	4.0	4.1	4.1	4.0
		Median	4.0	5.0	5.0	4.0	4.0	4.0	5.0	4.0	5.0	4.0	4.0
	Very poor job (0)	%	10.6	12.7	6.2	12.5	10.1	12.1	9.0	12.0	10.7	11.2	9.8
	1	%	4.1	3.0	1.2	5.0	5.4	5.6	4.9	3.4	4.3	4.3	3.8
	2	%	8.7	6.2	7.4	10.7	9.1	6.0	8.2	9.2	9.2	8.5	8.6
	3	%	11.5	6.7	11.3	11.4	13.5	12.1	11.0	12.1	9.7	9.9	14.3
	4	%	10.0	8.5	13.7	7.4	7.8	15.1	8.5	11.5	8.8	10.8	10.3
	5	%	18.1	20.8	20.1	19.3	14.2	15.4	18.4	17.9	16.9	18.3	18.9
	6	%	8.5	11.1	10.2	7.6	8.8	6.4	9.2	7.8	11.9	6.7	7.6
	7	%	7.5	9.3	8.3	6.8	5.7	10.1	7.7	7.4	7.9	7.8	7.0
	8	%	2.7	2.1	2.5	3.2	1.9	2.7	2.2	3.1	3.0	1.9	3.1
	9	%	1.6	3.0	2.0	0.5	2.3	2.6	1.5	1.8	1.9	2.4	0.7
Very good job (10)	%	2.3	1.2	1.8	1.7	5.1	1.9	3.2	1.5	1.5	3.4	1.9	
Unsure	%	14.2	15.3	15.3	13.8	16.1	10.3	16.1	12.4	14.1	14.7	13.8	

Nanos conducted an RDD dual frame (land- and cell- lines) hybrid telephone and online random survey of 1,001 Canadians, 18 years of age or older, between May 26th and 30th, 2022. The margin of error for this survey is ±3.1 percentage points, 19 times out of 20.



2022-2162 – Native Women’s Association of Canada (NWAC) – National Survey – STAT SHEET

On a scale from 0 to 10 where 0 is a very poor job and 10 is a very good job, how would you rate the job done by the Government of Canada to: [ROTATE]

			Region					Gender		Age			
			Canada 2022-05	Atlantic	Quebec	Ontario	Prairies	British Columbia	Male	Female	18 to 34	35 to 54	55 plus
Question - Working to prevent future violence against Indigenous women, girls, and LGBTQ and Two-Spirit People	Total	Unwgt N	1001	97	216	332	206	150	528	473	268	392	341
		Wgt N	1000	67	233	384	183	133	489	511	273	341	386
		Mean	4.1	4.1	4.7	3.9	3.9	4.0	4.3	3.9	4.1	4.2	4.0
		Median	4.0	5.0	5.0	4.0	4.0	4.0	5.0	4.0	4.0	4.0	4.0
	Very poor job (0)	%	10.5	13.9	5.6	11.4	12.4	12.1	9.1	11.8	11.0	12.1	8.7
	1	%	3.6	0.0	1.7	4.4	5.7	3.6	3.4	3.8	5.2	3.4	2.6
	2	%	8.8	8.0	7.2	10.7	7.2	8.8	8.1	9.5	7.1	7.3	11.4
	3	%	12.9	12.3	13.0	12.0	11.0	17.9	13.1	12.6	9.1	12.8	15.6
	4	%	10.2	6.7	9.3	10.5	10.2	12.9	8.4	11.9	13.0	8.2	10.0
	5	%	17.0	20.4	17.2	18.3	17.1	11.2	16.5	17.4	15.8	17.2	17.6
	6	%	9.0	14.1	11.2	8.4	7.9	6.1	9.1	9.0	10.9	9.5	7.3
	7	%	7.3	8.0	12.1	5.6	3.7	8.2	9.2	5.4	5.7	7.3	8.4
	8	%	3.6	2.9	4.5	3.8	1.6	4.6	2.9	4.2	3.4	3.1	4.1
	9	%	2.1	1.0	2.7	1.5	2.5	2.7	2.7	1.5	2.6	2.7	1.1
	Very good job (10)	%	1.6	0.0	1.3	1.1	3.4	1.9	2.2	1.0	1.8	2.6	0.5
Unsure	%	13.5	12.7	14.4	12.4	17.3	10.2	15.2	11.8	14.2	13.7	12.8	

			Region					Gender		Age			
			Canada 2022-05	Atlantic	Quebec	Ontario	Prairies	British Columbia	Male	Female	18 to 34	35 to 54	55 plus
Question - Do you believe it is important, somewhat important, somewhat not important or not important for the Government of Canada to be transparent in their spending for addressing the national tragedy of missing and murdered Indigenous women and girls, such as how much money was spent and what the moneys were spent on?	Total	Unwgt N	1001	97	216	332	206	150	528	473	268	392	341
		Wgt N	1000	67	233	384	183	133	489	511	273	341	386
	Important	%	72.0	70.0	64.4	70.0	82.7	77.7	74.6	69.5	68.5	71.2	75.2
	Somewhat important	%	22.8	23.1	30.4	23.4	14.3	19.1	20.9	24.6	23.1	22.9	22.5
	Somewhat not important	%	2.3	2.2	1.3	3.8	2.2	0.0	1.9	2.6	3.7	2.0	1.6
	Not important	%	0.8	0.8	0.9	1.0	0.0	1.2	0.7	0.9	0.7	1.2	0.5
	Unsure	%	2.1	3.9	3.0	1.8	0.8	2.0	1.8	2.3	4.0	2.6	0.2



2022-2162 – Native Women’s Association of Canada (NWAC) – National Survey – STAT SHEET

On a scale from 0 to 10, where 0 is a very poor job and 10 is a very good job, how would you rate the job the Government of Canada has done addressing the following: [RANDOMIZE]

			Region					Gender		Age				
			Canada 2022-05	Atlantic	Quebec	Ontario	Prairies	British Columbia	Male	Female	18 to 34	35 to 54	55 plus	
Question - Truth and reconciliation with Indigenous Peoples	Total	Unwgt N	1001	97	216	332	206	150	528	473	268	392	341	
		Wgt N	1000	67	233	384	183	133	489	511	273	341	386	
		Mean	4.9	5.2	5.2	4.6	5.0	5.0	5.0	4.8	4.5	5.0	5.1	
		Median	5.0	6.0	5.0	5.0	5.0	5.0	5.0	5.0	5.0	5.0	5.0	
		Very poor job (0)	%	8.1	8.5	3.1	10.0	9.2	9.8	7.5	8.8	10.8	8.2	6.3
	1	%	5.3	2.5	3.6	6.2	5.0	7.0	4.8	5.7	5.0	4.8	5.8	
	2	%	7.0	4.3	6.3	9.1	6.3	4.5	6.8	7.2	7.5	7.6	6.1	
	3	%	9.0	7.8	9.0	7.6	9.5	12.6	9.5	8.4	10.0	9.6	7.6	
	4	%	9.4	9.2	10.5	10.3	8.2	6.5	10.2	8.7	10.0	8.7	9.6	
	5	%	14.2	13.6	18.1	12.4	13.4	14.1	12.5	15.9	13.6	12.5	16.2	
	6	%	11.1	14.5	8.8	11.3	13.4	9.9	10.6	11.6	10.2	11.3	11.7	
	7	%	12.1	14.9	18.5	9.8	7.2	12.6	13.2	11.0	9.4	12.9	13.2	
	8	%	9.2	11.3	9.4	9.6	9.8	5.5	8.3	10.0	7.1	8.3	11.4	
	9	%	4.3	3.9	4.2	3.5	4.2	6.8	4.2	4.3	4.1	3.4	5.1	
		Very good job (10)	%	4.3	2.9	2.0	3.6	6.8	7.8	6.1	2.6	3.5	6.9	2.7
	Unsure	%	6.1	6.6	6.3	6.6	7.0	2.8	6.5	5.7	8.7	5.9	4.4	

On a scale from 0 to 10, where 0 is a very poor job and 10 is a very good job, how would you rate the job the Government of Canada has done addressing the following: [RANDOMIZE]

			Region					Gender		Age				
			Canada 2022-05	Atlantic	Quebec	Ontario	Prairies	British Columbia	Male	Female	18 to 34	35 to 54	55 plus	
Question - Respecting the views of Indigenous Peoples	Total	Unwgt N	1001	97	216	332	206	150	528	473	268	392	341	
		Wgt N	1000	67	233	384	183	133	489	511	273	341	386	
		Mean	5.0	5.3	5.2	4.9	4.9	5.1	5.1	4.9	4.5	5.0	5.3	
		Median	5.0	6.0	5.0	5.0	5.0	5.0	5.0	5.0	5.0	5.0	5.0	
		Very poor job (0)	%	8.6	8.5	3.1	9.9	9.8	12.6	8.5	8.7	10.3	9.8	6.3
	1	%	4.6	3.3	4.7	4.9	4.9	4.0	4.0	5.2	5.3	4.6	4.2	
	2	%	6.3	2.2	5.0	9.1	5.3	4.1	6.7	6.0	7.1	6.6	5.5	
	3	%	9.0	6.3	9.8	8.3	9.2	10.7	10.2	7.9	11.2	9.0	7.5	
	4	%	8.7	9.5	9.0	7.0	11.5	8.7	7.9	9.4	11.8	7.4	7.6	
	5	%	14.7	13.6	18.9	12.0	14.3	16.1	12.6	16.7	12.5	13.0	17.8	
	6	%	10.0	18.2	12.2	9.3	8.0	6.9	10.5	9.6	12.6	9.2	9.0	
	7	%	12.3	14.3	16.1	13.8	6.6	8.4	12.7	12.0	7.7	13.0	15.0	
	8	%	11.4	11.2	10.1	11.7	12.4	11.5	11.3	11.5	7.7	10.1	15.2	
	9	%	4.1	3.3	4.4	3.2	4.8	5.4	3.8	4.3	3.2	4.1	4.6	
		Very good job (10)	%	4.5	3.5	1.1	4.4	5.4	9.7	5.7	3.3	3.8	6.8	2.9
	Unsure	%	5.8	6.0	5.5	6.4	7.8	2.0	6.1	5.5	7.0	6.5	4.4	

Nanos conducted an RDD dual frame (land- and cell- lines) hybrid telephone and online random survey of 1,001 Canadians, 18 years of age or older, between May 26th and 30th, 2022. The margin of error for this survey is ±3.1 percentage points, 19 times out of 20.



2022-2162 – Native Women’s Association of Canada (NWAC) – National Survey – STAT SHEET

On a scale from 0 to 10, where 0 is a very poor job and 10 is a very good job, how would you rate the job the Government of Canada has done addressing the following: [RANDOMIZE]

			Region					Gender		Age				
			Canada 2022-05	Atlantic	Quebec	Ontario	Prairies	British Columbia	Male	Female	18 to 34	35 to 54	55 plus	
Question - Respecting the rights of Indigenous Peoples	Total	Unwgt N	1001	97	216	332	206	150	528	473	268	392	341	
		Wgt N	1000	67	233	384	183	133	489	511	273	341	386	
		Mean	5.1	5.3	5.2	4.8	5.2	5.2	5.3	4.8	4.7	5.0	5.4	
		Median	5.0	6.0	5.0	5.0	5.0	6.0	6.0	5.0	5.0	5.0	6.0	
		Very poor job (0)	%	8.6	9.8	3.7	10.2	7.8	13.2	7.8	9.4	10.8	9.3	6.5
	1	%	4.8	3.0	5.7	4.4	6.1	3.5	4.2	5.4	5.7	4.9	4.1	
	2	%	6.3	4.1	3.6	9.8	6.1	2.7	6.4	6.2	6.0	7.2	5.8	
	3	%	7.0	5.7	8.8	6.0	5.1	9.8	7.0	7.0	7.8	7.6	6.0	
	4	%	9.6	6.5	11.6	9.4	9.0	8.9	7.4	11.6	10.7	9.9	8.4	
	5	%	15.4	16.4	18.8	15.1	15.2	10.4	14.1	16.7	15.1	14.2	16.7	
	6	%	11.5	11.9	10.1	10.0	14.1	14.4	11.2	11.8	13.4	10.1	11.4	
	7	%	11.8	14.6	15.8	10.6	8.1	11.5	13.6	10.0	8.3	11.8	14.2	
	8	%	10.7	12.9	10.3	12.2	7.9	9.4	11.1	10.2	7.4	8.7	14.7	
	9	%	4.2	5.8	2.6	3.7	6.0	4.9	4.4	3.9	3.0	4.9	4.4	
		Very good job (10)	%	5.2	3.8	2.9	3.7	8.6	9.8	6.8	3.7	5.2	6.3	4.3
	Unsure	%	4.9	5.6	6.1	4.8	6.1	1.4	5.9	4.0	6.6	5.2	3.6	

On a scale from 0 to 10, where 0 is a very poor job and 10 is a very good job, how would you rate the job the Government of Canada has done addressing the following: [RANDOMIZE]

			Region					Gender		Age				
			Canada 2022-05	Atlantic	Quebec	Ontario	Prairies	British Columbia	Male	Female	18 to 34	35 to 54	55 plus	
Question - Accepting responsibility for the past actions of previous federal governments that may have been harmful to Indigenous Peoples	Total	Unwgt N	1001	97	216	332	206	150	528	473	268	392	341	
		Wgt N	1000	67	233	384	183	133	489	511	273	341	386	
		Mean	5.5	5.7	5.4	5.4	5.5	5.5	5.6	5.3	5.2	5.5	5.7	
		Median	6.0	6.0	6.0	6.0	6.0	6.0	6.0	6.0	5.0	6.0	6.0	
		Very poor job (0)	%	8.4	9.8	4.7	9.3	10.2	9.3	7.3	9.5	9.3	8.5	7.7
	1	%	4.7	1.2	4.5	5.0	5.0	5.5	3.5	5.8	6.4	4.4	3.7	
	2	%	4.9	3.4	5.1	5.3	4.9	4.5	5.4	4.5	6.3	3.6	5.1	
	3	%	6.8	3.1	9.7	7.8	3.1	6.0	7.4	6.3	6.3	7.6	6.5	
	4	%	6.5	7.5	5.5	6.5	6.2	8.2	6.5	6.5	4.8	7.6	6.7	
	5	%	12.7	12.5	14.7	12.7	11.8	10.6	11.5	13.9	14.6	12.5	11.6	
	6	%	9.9	12.8	12.4	8.1	10.3	8.4	7.8	11.8	10.6	10.8	8.5	
	7	%	14.0	18.8	17.6	12.6	11.6	12.9	15.5	12.6	12.0	13.7	15.7	
	8	%	12.2	12.6	9.4	13.8	13.0	11.4	13.4	11.1	9.4	10.1	16.1	
	9	%	5.3	4.1	5.3	5.4	4.6	6.4	5.1	5.4	3.7	5.2	6.4	
		Very good job (10)	%	9.0	7.4	4.9	10.2	10.4	11.7	9.8	8.3	9.0	10.4	7.9
	Unsure	%	5.5	6.9	6.1	3.4	9.0	5.1	6.9	4.2	7.6	5.5	4.1	

Nanos conducted an RDD dual frame (land- and cell- lines) hybrid telephone and online random survey of 1,001 Canadians, 18 years of age or older, between May 26th and 30th, 2022. The margin of error for this survey is ±3.1 percentage points, 19 times out of 20.



2022-2162 – Native Women’s Association of Canada (NWAC) – National Survey – STAT SHEET

On a scale from 0 to 10, where 0 is a very poor job and 10 is a very good job, how would you rate the job the Government of Canada has done addressing the following: [RANDOMIZE]

			Region					Gender		Age				
			Canada 2022-05	Atlantic	Quebec	Ontario	Prairies	British Columbia	Male	Female	18 to 34	35 to 54	55 plus	
Question - Delivering on promises to have clean water for Indigenous communities	Total	Unwgt N	1001	97	216	332	206	150	528	473	268	392	341	
		Wgt N	1000	67	233	384	183	133	489	511	273	341	386	
		Mean	3.3	3.4	3.6	3.2	2.9	3.3	3.3	3.2	3.1	3.1	3.5	
		Median	3.0	3.0	4.0	3.0	2.0	3.0	3.0	3.0	3.0	3.0	3.0	
		Very poor job (0)	%	25.8	21.6	18.2	27.3	32.1	27.8	25.3	26.2	27.7	27.0	23.3
	1	%	7.4	7.1	6.1	7.7	7.9	8.0	6.9	7.8	6.3	8.3	7.3	
	2	%	8.1	9.5	8.5	7.0	11.1	5.8	9.5	6.9	7.4	7.4	9.3	
	3	%	8.8	8.4	8.5	8.6	7.1	11.9	9.3	8.2	7.9	8.8	9.4	
	4	%	8.9	5.9	11.8	7.3	9.0	10.2	8.1	9.7	11.1	8.3	7.9	
	5	%	11.1	15.6	12.2	11.9	8.1	8.5	12.6	9.7	10.6	8.6	13.7	
	6	%	8.8	10.1	11.6	9.3	6.9	4.7	8.2	9.4	9.7	6.2	10.6	
	7	%	6.2	9.5	6.1	5.2	7.9	5.5	6.3	6.1	3.6	7.5	6.9	
	8	%	4.9	2.6	3.9	5.5	2.9	8.6	4.1	5.6	5.2	3.9	5.4	
	9	%	0.9	0.8	0.8	0.6	1.1	1.4	0.9	0.8	0.3	1.0	1.1	
	Very good job (10)	%	1.7	0.8	1.1	1.8	1.9	2.4	2.2	1.2	1.4	2.2	1.4	
	Unsure	%	7.5	8.1	11.1	7.9	3.8	5.1	6.7	8.3	8.7	10.9	3.7	

On a scale from 0 to 10, where 0 is a very poor job and 10 is a very good job, how would you rate the job the Government of Canada has done addressing the following: [RANDOMIZE]

			Region					Gender		Age				
			Canada 2022-05	Atlantic	Quebec	Ontario	Prairies	British Columbia	Male	Female	18 to 34	35 to 54	55 plus	
Question - Delivering on promises to support safe Indigenous communities	Total	Unwgt N	1001	97	216	332	206	150	528	473	268	392	341	
		Wgt N	1000	67	233	384	183	133	489	511	273	341	386	
		Mean	4.0	4.1	4.6	3.7	3.9	4.0	4.1	3.9	3.8	4.0	4.1	
		Median	4.0	5.0	5.0	4.0	4.0	4.0	4.0	4.0	4.0	4.0	4.0	
		Very poor job (0)	%	12.7	14.9	5.5	15.1	14.0	15.5	11.4	14.0	12.2	14.1	11.9
	1	%	5.1	4.0	3.3	6.1	3.6	7.5	4.3	5.8	5.8	5.3	4.3	
	2	%	8.6	6.2	6.1	10.1	11.5	5.7	10.4	6.9	10.4	7.5	8.3	
	3	%	12.6	8.6	15.2	11.1	11.9	15.0	13.2	11.9	12.1	14.2	11.4	
	4	%	11.3	7.3	10.9	10.7	14.1	12.0	9.6	13.0	13.8	8.7	11.9	
	5	%	14.0	18.2	15.7	12.9	12.6	14.0	14.2	13.8	11.8	11.1	18.1	
	6	%	9.4	15.4	13.7	8.3	6.4	5.9	8.2	10.5	9.0	8.2	10.7	
	7	%	8.2	10.6	12.2	7.3	5.1	6.8	10.4	6.1	6.8	9.1	8.4	
	8	%	4.4	3.0	3.7	4.9	5.3	3.9	3.7	5.1	4.4	3.7	5.1	
	9	%	1.7	1.3	1.5	0.9	1.7	4.7	2.2	1.3	1.2	2.5	1.4	
	Very good job (10)	%	2.1	0.0	1.1	1.6	3.9	3.8	2.9	1.3	1.3	3.4	1.4	
	Unsure	%	10.0	10.6	11.1	10.8	10.0	5.1	9.5	10.4	11.0	12.3	7.1	

Nanos conducted an RDD dual frame (land- and cell- lines) hybrid telephone and online random survey of 1,001 Canadians, 18 years of age or older, between May 26th and 30th, 2022. The margin of error for this survey is ±3.1 percentage points, 19 times out of 20.