

Majority of Ontarians say increasing funding for more public long term care homes should be a more important priority for the government of Ontario; eight in ten Ontarians support or somewhat support banning handguns in Ontario

*Globe and Mail/Nanos Provincial Political Polling, Wave 3
released May 31st, 2022*



THE GLOBE AND MAIL 



AT A GLANCE

Support for Banning Handguns, Decreased Tuition Cost, and Mandatory COVID Boosters – A majority of Ontarians support or somewhat support banning handguns in Ontario (70% support; 10% somewhat support) and decreasing the cost of tuition for university and college courses that are delivered online instead of in person (45% support; 34% somewhat support). Ontarians also support making COVID-19 booster shots mandatory for all Ontarians (32% support; 29% somewhat support).

Opposition of Increased Gas Tax – Two in three Ontarians oppose (50%) or somewhat oppose (16%) increasing provincial taxes on gasoline to encourage people to find alternatives to driving. Men are more likely to oppose this (58%) than women (43%).

Split on Support or Opposition for Grade 13 – Ontarians are split on whether they support (24%) or oppose (22%) bringing back grade 13 to the Ontario school system. Women (31%) and Ontarians aged 55 plus (29%) are most likely to support this.

Views on long-term care in Ontario – About three in four Ontarians say increasing funding for more public long term care homes should be a more important priority for the government of Ontario (74%) rather than encouraging more for-profit long term care homes (14%). In addition, about eight in ten believe provincial funding for publicly funded long term care homes should increase (78%). Ontarians aged 55 or over (87%) and women (81%) are most likely to say it should increase.

Contact: Nik Nanos, Chief Data Scientist

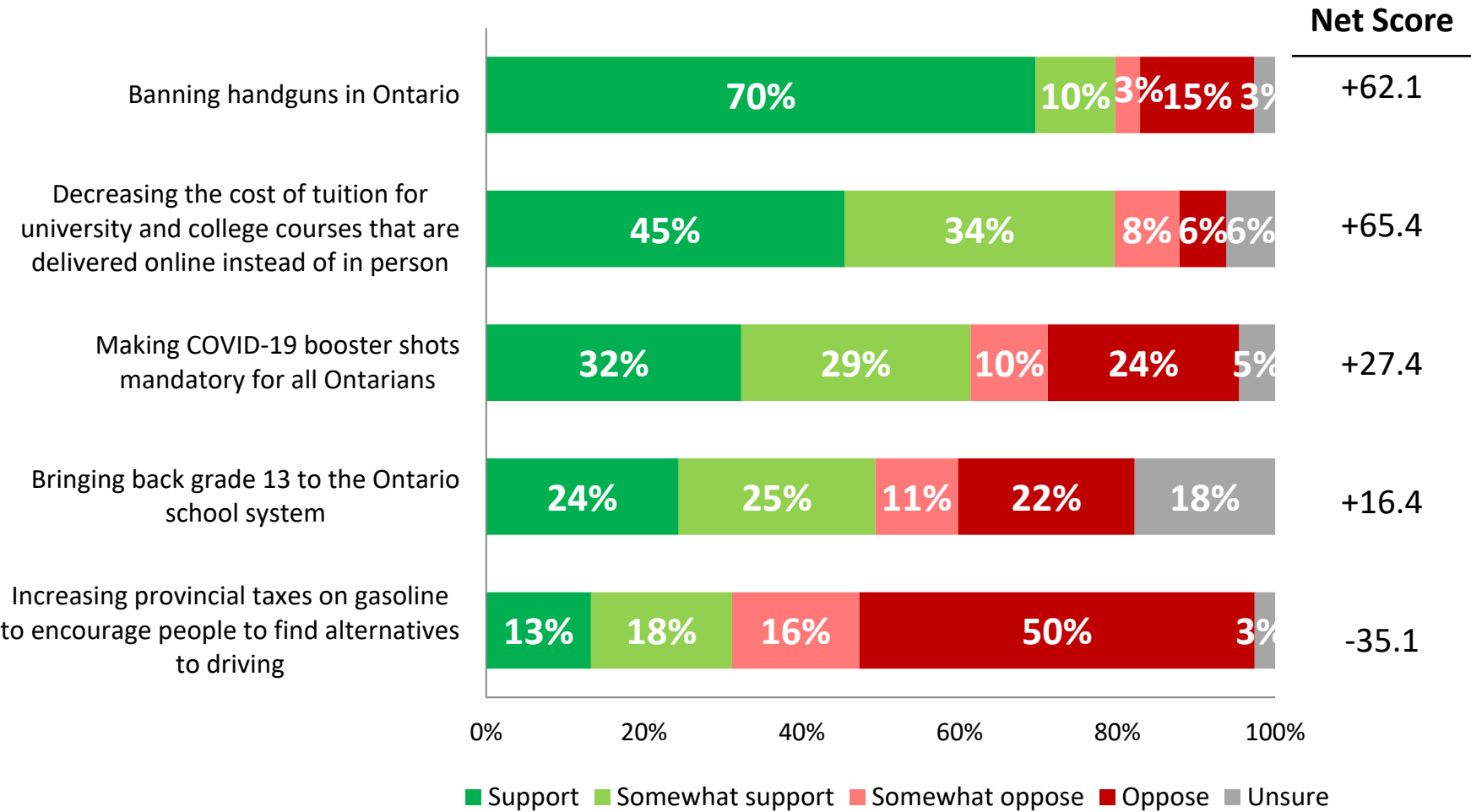
Ottawa: (613) 234-4666 x 237 nik@nanos.co Twitter: @niknanos

SUPPORT FOR ACTIONS IN ONTARIO

Question: Do you support, somewhat support, somewhat oppose or oppose the following:
[RANDOMIZE]

Nanos conducted an RDD dual frame (land- and cell-lines) hybrid telephone and online random survey of 501 residents of Ontario, 18 years of age or older, between May 28th and 31st, 2022. The margin of error for a random survey of 501 Ontario residents is ± 4.4 percentage points, 19 times out of 20.

Contact: Nik Nanos
Ottawa: (613) 234-4666 x 237
Washington DC: (202) 697-9924
nik@nanos.co



SUPPORT FOR BANNING HANDGUNS

Question: Do you support, somewhat support, somewhat oppose or oppose the following:
[RANDOMIZE]

Banning handguns in Ontario

Nanos conducted an RDD dual frame (land- and cell-lines) hybrid telephone and online random survey of 501 residents of Ontario, 18 years of age or older, between May 28th and 31st, 2022. The margin of error for a random survey of 501 Ontario residents is ± 4.4 percentage points, 19 times out of 20.

Contact: Nik Nanos
Ottawa: (613) 234-4666 x 237
Washington DC: (202) 697-9924
nik@nanos.co

Support/ Somewhat support			
GTA (n=278)	Rest of Ontario (n=223)	Men (n=265)	Women (n=236)
82.2%	76.7%	71.8%	87.4%
18 to 34 (n=101)	35 to 54 (n=195)	55 plus (n=205)	
76.7%	76.3%	85.6%	
Oppose/ Somewhat oppose			
GTA (n=278)	Rest of Ontario (n=223)	Men (n=265)	Women (n=236)
15.8%	19.8%	26.2%	9.3%
18 to 34 (n=101)	35 to 54 (n=195)	55 plus (n=205)	
21.3%	20.5%	11.8%	

SUPPORT FOR THE RETURN OF GRADE 13

Question: Do you support, somewhat support, somewhat oppose or oppose the following:
[RANDOMIZE]

Bringing back grade 13 to the Ontario school system

Nanos conducted an RDD dual frame (land- and cell-lines) hybrid telephone and online random survey of 501 residents of Ontario, 18 years of age or older, between May 28th and 31st, 2022. The margin of error for a random survey of 501 Ontario residents is ± 4.4 percentage points, 19 times out of 20.

Contact: Nik Nanos

Ottawa: (613) 234-4666 x 237

Washington DC: (202) 697-9924

nik@nanos.co

Support/ Somewhat support

GTA
(n=278)

Rest of Ontario
(n=223)

Men
(n=265)

Women
(n=236)

51.6%

46.5%

46.7%

51.9%

18 to 34
(n=101)

35 to 54
(n=195)

55 plus
(n=205)

43.0%

51.6%

52.4%

Oppose/ Somewhat oppose

GTA
(n=278)

Rest of Ontario
(n=223)

Men
(n=265)

Women
(n=236)

30.9%

35.3%

33.3%

32.5%

18 to 34
(n=101)

35 to 54
(n=195)

55 plus
(n=205)

40.8%

28.4%

30.6%

SUPPORT FOR MANDATORY COVID BOOSTERS

Question: Do you support, somewhat support, somewhat oppose or oppose the following:
[RANDOMIZE]

Making COVID-19 booster shots mandatory for all Ontarians

Nanos conducted an RDD dual frame (land- and cell-lines) hybrid telephone and online random survey of 501 residents of Ontario, 18 years of age or older, between May 28th and 31st, 2022. The margin of error for a random survey of 501 Ontario residents is ± 4.4 percentage points, 19 times out of 20.

Contact: Nik Nanos

Ottawa: (613) 234-4666 x 237

Washington DC: (202) 697-9924

nik@nanos.co

Support/ Somewhat support

GTA
(n=278)

Rest of Ontario
(n=223)

Men
(n=265)

Women
(n=236)

62.0%

60.7%

60.2%

62.6%

18 to 34
(n=101)

35 to 54
(n=195)

55 plus
(n=205)

50.3%

57.4%

74.4%

Oppose/ Somewhat oppose

GTA
(n=278)

Rest of Ontario
(n=223)

Men
(n=265)

Women
(n=236)

35.0%

32.9%

33.3%

34.8%

18 to 34
(n=101)

35 to 54
(n=195)

55 plus
(n=205)

45.6%

37.3%

21.2%

SUPPORT FOR INCREASED GAS TAX

Question: Do you support, somewhat support, somewhat oppose or oppose the following: [RANDOMIZE]

Increasing provincial taxes on gasoline to encourage people to find alternatives to driving

Nanos conducted an RDD dual frame (land- and cell-lines) hybrid telephone and online random survey of 501 residents of Ontario, 18 years of age or older, between May 28th and 31st, 2022. The margin of error for a random survey of 501 Ontario residents is ± 4.4 percentage points, 19 times out of 20.

Contact: Nik Nanos

Ottawa: (613) 234-4666 x 237

Washington DC: (202) 697-9924

nik@nanos.co

Support/ Somewhat support

GTA
(n=278)

Rest of Ontario
(n=223)

Men
(n=265)

Women
(n=236)

32.1%

30.0%

26.7%

35.5%

18 to 34
(n=101)

35 to 54
(n=195)

55 plus
(n=205)

30.6%

27.5%

35.2%

Oppose/ Somewhat oppose

GTA
(n=278)

Rest of Ontario
(n=223)

Men
(n=265)

Women
(n=236)

66.0%

66.5%

70.7%

61.9%

18 to 34
(n=101)

35 to 54
(n=195)

55 plus
(n=205)

65.4%

70.1%

63.2%

SUPPORT FOR DECREASED TUITION FOR ONLINE COURSES

Question: Do you support, somewhat support, somewhat oppose or oppose the following: [RANDOMIZE]

Decreasing the cost of tuition for university and college courses that are delivered online instead of in person

Nanos conducted an RDD dual frame (land- and cell-lines) hybrid telephone and online random survey of 501 residents of Ontario, 18 years of age or older, between May 28th and 31st, 2022. The margin of error for a random survey of 501 Ontario residents is ± 4.4 percentage points, 19 times out of 20.

Contact: Nik Nanos
Ottawa: (613) 234-4666 x 237
Washington DC: (202) 697-9924
nik@nanos.co

Support/ Somewhat support			
GTA (n=278)	Rest of Ontario (n=223)	Men (n=265)	Women (n=236)
81.1%	77.9%	78.0%	81.2%
18 to 34 (n=101)	35 to 54 (n=195)	55 plus (n=205)	
79.3%	79.9%	79.7%	
Oppose/ Somewhat oppose			
GTA (n=278)	Rest of Ontario (n=223)	Men (n=265)	Women (n=236)
13.7%	14.8%	13.9%	14.5%
18 to 34 (n=101)	35 to 54 (n=195)	55 plus (n=205)	
13.1%	13.4%	15.9%	

PRIORITY FOR LONG-TERM CARE HOMES

Question: What should be a more important priority for the government of Ontario [ROTATE] encouraging more for-profit long term care homes OR the government increasing funding for more public long term care homes?

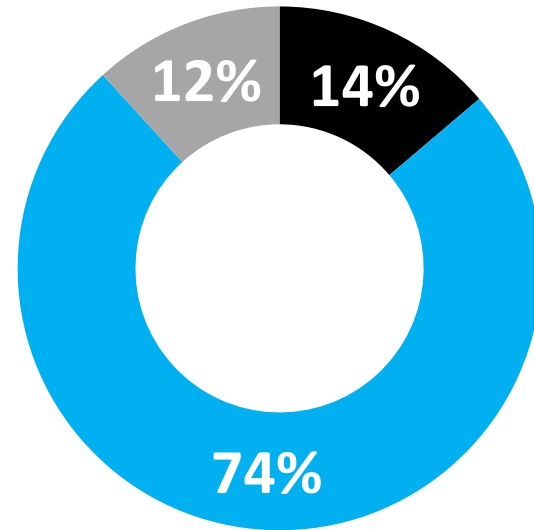
Nanos conducted an RDD dual frame (land- and cell-lines) hybrid telephone and online random survey of 501 residents of Ontario, 18 years of age or older, between May 28th and 31st, 2022. The margin of error for a random survey of 501 Ontario residents is ± 4.4 percentage points, 19 times out of 20.

Contact: Nik Nanos

Ottawa: (613) 234-4666 x 237

Washington DC: (202) 697-9924

nik@nanos.co



- Encouraging more for-profit long term care homes
- Increasing funding for more public long term care homes
- Unsure

	GTA (n=278)	Rest of Ontario (n=223)	Men (n=265)	Women (n=236)
Encouraging more FOR- PROFIT long term care homes	12.4%	15.5%	17.5%	10.2%
	18 to 34 (n=101)	35 to 54 (n=195)	55 plus (n=205)	
	16.9%	14.6%	10.5%	
Increasing funding for more PUBLIC long term care homes	75.5%	73.1%	69.0%	79.7%
	18 to 34 (n=101)	35 to 54 (n=195)	55 plus (n=205)	
	69.7%	73.2%	79.5%	

FUNDING OF LONG-TERM CARE HOMES

Question: Do you believe provincial funding for publicly funded long term care homes should increase, decrease or stay the same?

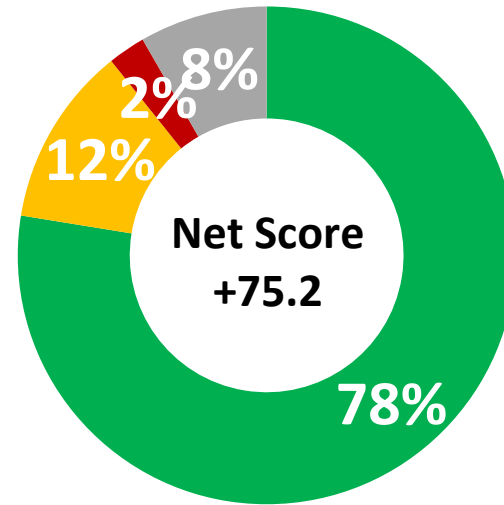
Nanos conducted an RDD dual frame (land- and cell-lines) hybrid telephone and online random survey of 501 residents of Ontario, 18 years of age or older, between May 28th and 31st, 2022. The margin of error for a random survey of 501 Ontario residents is ± 4.4 percentage points, 19 times out of 20.

Contact: Nik Nanos

Ottawa: (613) 234-4666 x 237

Washington DC: (202) 697-9924

nik@nanos.co



- Increase
- Stay the same
- Decrease
- Unsure

	GTA (n=278)	Rest of Ontario (n=223)	Men (n=265)	Women (n=236)
Increase	76.1%	79.3%	74.2%	80.8%
	18 to 34 (n=101)	35 to 54 (n=195)	55 plus (n=205)	
	65.6%	78.2%	86.9%	
Stay the same	12.0%	11.3%	14.5%	9.0%
	18 to 34 (n=101)	35 to 54 (n=195)	55 plus (n=205)	
	18.0%	9.5%	8.5%	

METHODOLOGY

Nanos conducted an RDD dual frame (land- and cell-lines) hybrid telephone and online random survey of 501 residents of Ontario, 18 years of age or older, between May 28th and 31st, 2022 as part of an omnibus survey. Participants were randomly recruited by telephone using live agents and were administered the survey online. The results were statistically checked and weighted by age and gender using the latest Census information and the sample is geographically stratified to be representative of Ontario.

Individuals were randomly called using random digit dialing with a maximum of five call backs.

The margin of error for a random survey of 501 Ontario residents is ± 4.4 percentage points, 19 times out of 20.

The research was commissioned by the Globe and Mail.

TECHNICAL NOTE

Element	Description	Element	Description
Research sponsor	Globe and Mail	Weighting of Data	The results were weighted by age and gender using the latest Census information (2016) and the sample is geographically stratified to ensure a distribution across all regions of Ontario. See tables for full weighting disclosure
Population and Final Sample Size	501 Randomly selected individuals.	Screening	Screening ensured potential respondents did not work in the market research industry, in the advertising industry, in the media or a political party prior to administering the survey to ensure the integrity of the data.
Source of Sample	Nanos Probability Panel	Excluded Demographics	Individuals younger than 18 years old; individuals without land or cell lines, and individuals without internet access could not participate.
Type of Sample	Probability	Stratification	By age and gender using the latest Census information (2016) and the sample is geographically stratified to be representative of Ontario.
Margin of Error	±4.4 percentage points, 19 times out of 20.	Estimated Response Rate	Nine percent, consistent with industry norms.
Mode of Survey	RDD dual frame (land- and cell-lines) hybrid telephone and online omnibus survey	Question Order	Question order in the preceding report reflects the order in which they appeared in the original questionnaire.
Sampling Method Base	The sample included both land- and cell-lines RDD (Random Digit Dialed) across Ontario.	Question Content	Topics ahead of this on the Ontario omnibus included: top provincial issues of concern, political preferences, and importance of priorities for the new Ontario government.
Demographics (Captured)	Men and Women; 18 years and older. Six digit postal code was used to validate geography.	Question Wording	The questions in the preceding report are written exactly as they were asked to individuals.
Fieldwork/Validation	Individuals were recruited using live interviews with live supervision to validate work, the research questions were administered online.	Research/Data Collection Supplier	Nanos Research
Number of Calls	Maximum of five call backs to those recruited.	Contact	Contact Nanos Research for more information or with any concerns or questions. http://www.nanos.co Telephone:(613) 234-4666 ext. 237 Email: info@nanosresearch.com.
Time of Calls	Individuals recruited were called between 12-5:30 pm and 6:30-9:30pm local time for the respondent.		
Field Dates	May 28 th to 31 st , 2022.		
Language of Survey	The survey was conducted in English.		
Standards	Nanos Research is a member of the Canadian Research Insights Council (CRIC) and confirms that this research fully complies with all CRIC Standards including the CRIC Public Opinion Research Standards and Disclosure Requirements. https://canadianresearchinsightscouncil.ca/standards/		

ABOUT NANOS



nanos dimap analytika



NANOS RUTHERFORD MCKAY & Co.

As one of North America's premier market and public opinion research firms, we put strategic intelligence into the hands of decision makers. The majority of our work is for private sector and public facing organizations and ranges from market studies, managing reputation through to leveraging data intelligence. Nanos Research offers a vertically integrated full service quantitative and qualitative research practice to attain the highest standards and the greatest control over the research process. www.nanos.co

This international joint venture between dimap and Nanos brings together top research and data experts from North American and Europe to deliver exceptional data intelligence to clients. The team offers data intelligence services ranging from demographic and sentiment microtargeting; consumer sentiment identification and decision conversion; and, data analytics and profiling for consumer persuasion. www.nanosdimap.com

NRM is an affiliate of Nanos Research and Rutherford McKay Associates. Our service offerings are based on decades of professional experience and extensive research and include public acceptance and engagement, communications audits, and narrative development. www.nrmpublicaffairs.com

TRACK RECORD

Question: If a FEDERAL election were held today, could you please rank your top two current local voting preferences? [First ranked response]

Source: CTV, Globe, Nanos nightly election tracking ending September 19th, 2021.

**RELEASED ON SUNDAY
SEPTEMBER 19TH
AT 2200 ET**

A national dual-frame (land+cell) random telephone survey is conducted nightly by Nanos Research throughout the campaign using live agents.

Contact: Nik Nanos
nik@nanos.co
Website: www.nanos.co
Methodology:
www.nanos.co/method

Subscribe to the Nanos data portals to get access to detailed demographic and regional breakdowns.

UNDECIDED
9.0% Saturday/Sunday Only
8.2% Sunday Only

Party	Saturday 18 th & Sunday 19 th	Sunday 19 th Only ELXN CALL	Election Results	Variance from ELXN CALL
Conservative	32.0%	31.2%	33.7%	-2.5
Liberal	31.5%	32.4%	32.6%	-0.2
NDP	19.0%	17.5%	17.8%	-0.3
BQ	7.3%	7.5%	7.6%	-0.1
PPC	5.1%	6.6%	4.9%	+1.7
GPC	4.6%	4.5%	2.3%	+2.2
Other	0.5%	0.3%	1.1%	-0.8
Decided Voters	n=1,513	n=766		
Margin of Error 19 times out of 20	±2.5	±3.6		

Margin of Error for Research
Factoring the margin of error for the national random sample administered by Nanos, Liberal support may be as high as 36.0% or as low as 28.8%. Likewise, support for the Conservatives may be as high as 34.8% or as low as 27.6%.

- Key Takeaways**
1. All of the Nanos estimates were within the reported margin of error for the election call.
 2. Both the Sat/Sun sample and the Sunday only election call samples showed a tight race which manifested itself in the final result.
 3. The total error for the six parties plus Others is 7.8 for an average error of about 1.1 percent.

NANOS DATA PORTALS

Explore over 4000 trendlines and customize charts with the new Nanos subscriber data portal

Nanos Research is pleased to announce the release of a new and improved subscriber data portal. With greater functionality, integrated user experience and more data, now you can search and call up over 4000 trendlines on a variety of political, economic, social and public policy issues.

It also includes nightly ballot tracking during the federal election.

The enhanced functionality of this new data portal includes:

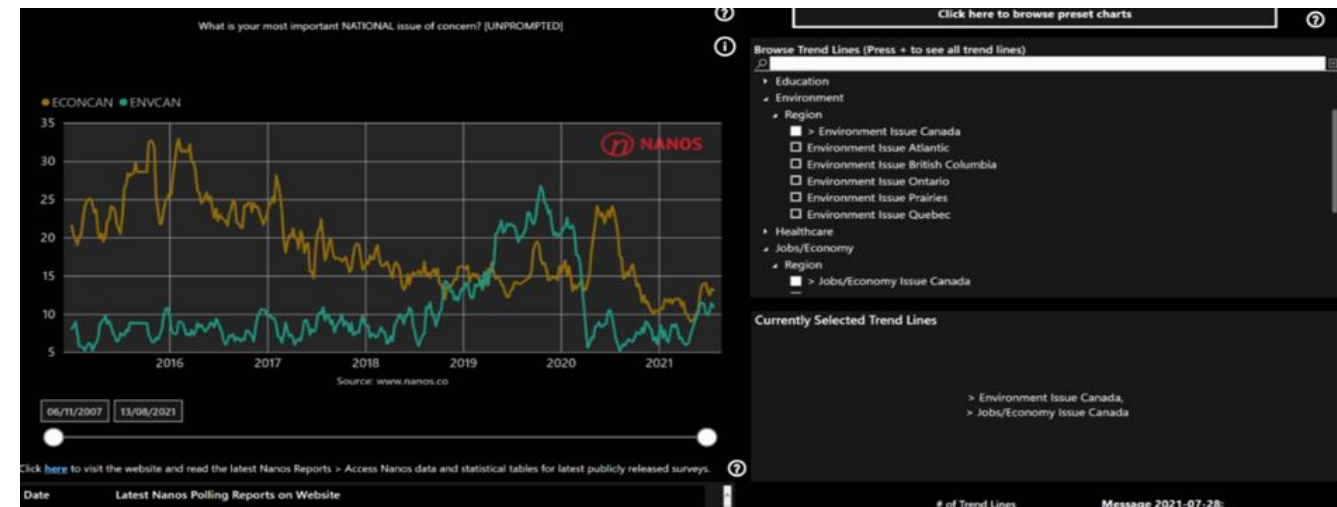
- Pre-set charts for easy navigation by age, region and demographic
- The ability to create customized charts that integrate political, economic, social and public policy sentiment
- An intuitive sliding date filter for the chart
- A new search function that lets you browse the more than 4000 available trendlines
- A news feed for our latest Nanos survey insights

[Subscribe now](#) for just \$5 a month (\$60 for a 12-month subscription) to have unlimited access

Sample pre-set charts page



Build your own custom chart page



2022-2161 – Globe and Mail/Nanos Survey – Ontario Election Wave 3 - STAT SHEET

Do you support, somewhat support, somewhat oppose or oppose the following: [RANDOMIZE]

			Region			Gender		Age		
			Ontario 2022-05-31	GTA	Rest of Ontario	Male	Female	18 to 34	35 to 54	55 plus
Question - Banning handguns in Ontario	Total	Unwgt N	501	278	223	265	236	101	195	205
		Wgt N	501	274	227	247	254	149	173	179
	Support	%	69.6	72.2	66.5	61.4	77.6	66.2	65.1	76.8
	Somewhat support	%	10.1	10.0	10.2	10.3	9.9	10.5	11.2	8.7
	Somewhat oppose	%	3.2	2.8	3.6	3.6	2.7	1.0	4.3	3.8
	Oppose	%	14.5	13.0	16.3	22.6	6.6	20.3	16.2	8.0
	Unsure	%	2.6	2.0	3.5	2.0	3.3	2.0	3.2	2.6

Do you support, somewhat support, somewhat oppose or oppose the following: [RANDOMIZE]

			Region			Gender		Age		
			Ontario 2022-05-31	GTA	Rest of Ontario	Male	Female	18 to 34	35 to 54	55 plus
Question - Bringing back grade 13 to the Ontario school system	Total	Unwgt N	501	278	223	265	236	101	195	205
		Wgt N	501	274	227	247	254	149	173	179
	Support	%	24.4	24.0	24.9	18.1	30.5	20.4	23.5	28.6
	Somewhat support	%	24.9	27.6	21.7	28.6	21.4	22.6	28.1	23.7
	Somewhat oppose	%	10.5	12.2	8.5	11.5	9.5	17.3	4.9	10.2
	Oppose	%	22.4	18.7	26.8	21.8	23.0	23.5	23.5	20.4
	Unsure	%	17.8	17.5	18.1	20.1	15.6	16.2	20.0	17.0

Do you support, somewhat support, somewhat oppose or oppose the following: [RANDOMIZE]

			Region			Gender		Age		
			Ontario 2022-05-31	GTA	Rest of Ontario	Male	Female	18 to 34	35 to 54	55 plus
Question - Making COVID-19 booster shots mandatory for all Ontarians	Total	Unwgt N	501	278	223	265	236	101	195	205
		Wgt N	501	274	227	247	254	149	173	179
	Support	%	32.3	33.5	31.0	31.5	33.2	26.0	30.9	39.0
	Somewhat support	%	29.1	28.5	29.7	28.7	29.4	24.4	26.6	35.4
	Somewhat oppose	%	9.8	11.4	7.8	8.7	10.8	8.8	10.4	10.1
	Oppose	%	24.2	23.6	25.0	24.6	23.9	36.8	26.9	11.2
	Unsure	%	4.6	3.0	6.4	6.6	2.6	4.1	5.2	4.3

2022-2161 – Globe and Mail/Nanos Survey – Ontario Election Wave 3 - STAT SHEET

Do you support, somewhat support, somewhat oppose or oppose the following: [RANDOMIZE]

			Region			Gender		Age		
			Ontario 2022-05-31	GTA	Rest of Ontario	Male	Female	18 to 34	35 to 54	55 plus
Question - Increasing provincial taxes on gasoline to encourage people to find alternatives to driving	Total	Unwgt N	501	278	223	265	236	101	195	205
		Wgt N	501	274	227	247	254	149	173	179
	Support	%	13.3	13.9	12.6	13.9	12.6	15.9	10.4	13.8
	Somewhat support	%	17.9	18.2	17.4	12.8	22.8	14.7	17.1	21.3
	Somewhat oppose	%	16.1	13.4	19.4	13.0	19.2	12.7	18.9	16.3
	Oppose	%	50.1	52.6	47.1	57.7	42.7	52.7	51.2	46.9
	Unsure	%	2.6	1.9	3.5	2.6	2.6	4.1	2.4	1.6

Do you support, somewhat support, somewhat oppose or oppose the following: [RANDOMIZE]

			Region			Gender		Age		
			Ontario 2022-05-31	GTA	Rest of Ontario	Male	Female	18 to 34	35 to 54	55 plus
Question - Decreasing the cost of tuition for university and college courses that are delivered online instead of in person	Total	Unwgt N	501	278	223	265	236	101	195	205
		Wgt N	501	274	227	247	254	149	173	179
	Support	%	45.4	46.3	44.3	42.6	48.1	53.6	43.5	40.4
	Somewhat support	%	34.2	34.8	33.5	35.4	33.1	25.7	36.4	39.2
	Somewhat oppose	%	8.2	7.6	9.0	8.5	8.0	7.7	7.5	9.4
	Oppose	%	6.0	6.1	5.8	5.4	6.5	5.4	5.9	6.5
	Unsure	%	6.2	5.2	7.4	8.0	4.3	7.6	6.7	4.5

			Region		Gender		Age			
			Ontario 2022-05-31	GTA	Rest of Ontario	Male	Female	18 to 34	35 to 54	55 plus
Question - What should be a more important priority for the government of Ontario: [ROTATE] encouraging more for-profit long term care homes OR the government increasing funding for more public long term care homes?	Total	Unwgt N	501	278	223	265	236	101	195	205
		Wgt N	501	274	227	247	254	149	173	179
	Encouraging more for-profit long term care homes	%	13.8	12.4	15.5	17.5	10.2	16.9	14.6	10.5
	Increasing funding for more public long term care homes	%	74.4	75.5	73.1	69.0	79.7	69.7	73.2	79.5
	Unsure	%	11.8	12.1	11.4	13.4	10.2	13.4	12.2	10.0

			Region			Gender		Age		
			Ontario 2022-05-31	GTA	Rest of Ontario	Male	Female	18 to 34	35 to 54	55 plus
Question - Do you believe provincial funding for publicly funded long term care homes should increase, decrease or stay the same?	Total	Unwgt N	501	278	223	265	236	101	195	205
		Wgt N	501	274	227	247	254	149	173	179
	Increase	%	77.6	76.1	79.3	74.2	80.8	65.6	78.2	86.9
	Stay the same	%	11.7	12.0	11.3	14.5	9.0	18.0	9.5	8.5
	Decrease	%	2.4	2.8	2.0	2.7	2.2	3.6	3.4	0.6
	Unsure	%	8.3	9.1	7.4	8.6	8.0	12.8	8.9	4.0

Nanos conducted an RDD dual frame (land- and cell- lines) hybrid telephone and online random survey of 501 Ontarians, 18 years of age or older, between May 28th and May 31st, 2022. The margin of error for this survey is ± 4.4 percentage points, 19 times out of 20.

www.nanos.co