

**FINAL SURVEY > ONTARIO ELXN:
PC 38.8, LP 26.3, NDP 24.7,
GP 6.1, OP 2.1, NB 2.0.**

Provincial survey released June 1st, 2022

“ As of May 31st, the Progressive Conservatives continue to lead and enjoy a comfortable advantage over the other parties. The most likely outcome is a PC win with the only question being the magnitude of their seat advantage over the other parties. ”

Nik Nanos, Chief Data Scientist

AT A GLANCE

Ballot – As of May 31st, 2022 the Progressive Conservatives have 38.8 per cent support, followed by the Liberals at 26.3 per cent, the NDP at 24.7 per cent, the Greens at 6.1 per cent, the Ontario Party at 2.1 per cent, and the New Blue Party at 2.0 per cent.

Preferred Premier – Nanos polling has Doug Ford as the preferred choice as Ontario Premier at 36.9 per cent of Ontario residents followed by Andrea Horwath (20.8%), Steven Del Duca (18.0%), Mike Schreiner (7.9%), Derek Sloan (2.5%), Jim Karahalios (2.0%) and none of them (3.5%). Eight per cent of residents were unsure whom they preferred.

Contact: Nik Nanos, Chief Data Scientist

Ottawa: (613) 234-4666 x 237 nik@nanos.co

BALLOT TRACKING

Q

DECIDED VOTERS - For those parties you would consider voting for PROVINCIALLY, could you please rank your top two current local preferences? [UNPROMPTED] OR [IF UNDECIDED] Are you currently leaning towards any particular PROVINCIAL party? If you are, which party would that be? [UNPROMPTED]

Source: CTV/CP24/Nanos weekly provincial election tracking, May 29th and 31st, 2022, n=465 decided Ontarians.

Nanos conducted an RDD dual frame (land- and cell-lines) hybrid telephone and online random survey of 500 residents of Ontario, 18 years of age or older, between May 29th and 31st, 2022 as part of a tracking survey. The margin of error for a random survey of 465 decided Ontarians is ± 4.5 percentage points, 19 times out of 20.

Contact: Nik Nanos

nik@nanos.co

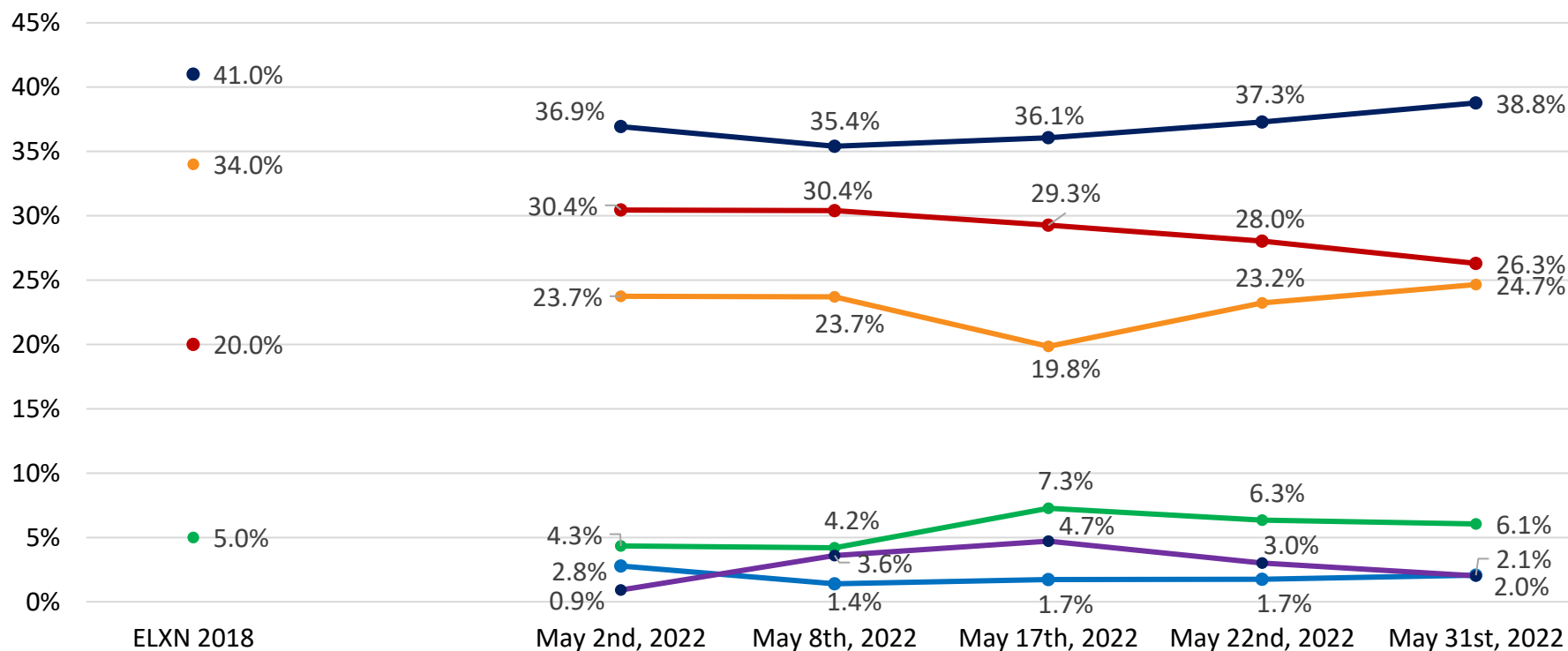
@niknanos

Ottawa: (613) 234-4666 x 237

Website: www.nanos.co

Methodology:

www.nanos.co/method



PC

Liberals

NDP

GPC

Ontario Party

New Blue Party



Vote Profile and Ballot - Updated May 31st 2022

Nanos conducted an RDD dual frame (land- and cell-lines) hybrid telephone and online random survey of 500 residents of Ontario, 18 years of age or older, between May 29th and 31st, 2022 as part of a tracking survey. The margin of error for a random survey of 500 Ontario residents is ± 4.4 percentage points, 19 times out of 20.







Contact: Nik Nanos
nik@nanos.co

Ottawa: (613) 234-4666 x 237

Website: www.nanos.co

Methodology:
www.nanos.co/method

For those parties you would consider voting for PROVINCIALY, could you please rank your top two current local preferences? [UNPROMPTED] OR [IF UNDECIDED] Are you currently leaning towards any particular PROVINCIAL party? If you are, which party would that be? [UNPROMPTED]

Party	All Voters including Undecided	Ballot - Decided Voters Only
 Ontario Progressive Conservative Party	35.7%	38.8%
 Liberal Party of Ontario	24.2%	26.3%
 Ontario New Democratic Party of Ontario	22.7%	24.7%
 Green Party of Ontario	5.6%	6.1%
 Ontario Party	1.9%	2.1%
 New Blue Party	1.9%	2.0%
Other	0.1%	0.2%
Unsure	7.9%	-

**UNDECIDED > 7.9

BALLOT – By Demographics

Q

[DECIDED VOTERS] For those parties you would consider voting for PROVINCIALLY, could you please rank your top two current local preferences? [UNPROMPTED] [DECIDED ONLY]

Source: CTV/CP24/Nanos weekly provincial election tracking, May 29th and 31st, 2022, n=465 decided Ontarians.

Nanos conducted an RDD dual frame (land- and cell-lines) hybrid telephone and online random survey of 500 residents of Ontario, 18 years of age or older, between May 29th and 31st, 2022 as part of a tracking survey. The margin of error for a random survey of 465 decided Ontarians is ± 4.5 percentage points, 19 times out of 20.

Contact: Nik Nanos
nik@nanos.co
 @niknanos

Ottawa: (613) 234-4666 x 237

Website: www.nanos.co

Methodology:
www.nanos.co/method



	Ontario (n=465)	GTA Region (n=269)	Rest of Ontario (n=196)	Men (n=257)	Women (n=208)	18 to 34 (n=93)	35 to 54 (n=159)	55 plus (n=213)
Progressive Conservative Party of Ontario	38.8%	37.3%	40.5%	48.0%	29.5%	37.9%	39.7%	38.5%
Ontario Liberal Party	26.3%	31.2%	20.4%	21.5%	31.1%	18.9%	27.2%	31.1%
Ontario Democratic Party	24.7%	23.3%	26.2%	17.8%	31.6%	30.7%	24.2%	20.5%
Ontario Green Party	6.1%	5.4%	6.9%	6.4%	5.7%	8.0%	4.2%	6.4%
Ontario Party	2.1%	1.2%	3.1%	2.8%	1.4%	1.9%	2.4%	1.9%
New Blue Party of Ontario	2.0%	1.6%	2.5%	3.3%	0.8%	2.5%	2.3%	1.3%
Other	0.2%	-	0.3%	0.3%	-	-	-	0.4%

PREFERRED PREMIER

Nanos conducted an RDD dual frame (land- and cell-lines) hybrid telephone and online random survey of 500 residents of Ontario, 18 years of age or older, between May 29th and 31st, 2022 as part of a tracking survey. The margin of error for a random survey of 500 Ontario residents is ± 4.4 percentage points, 19 times out of 20.

Contact: Nik Nanos

nik@nanos.co

Ottawa: (613) 234-4666 x 237

Website: www.nanos.co

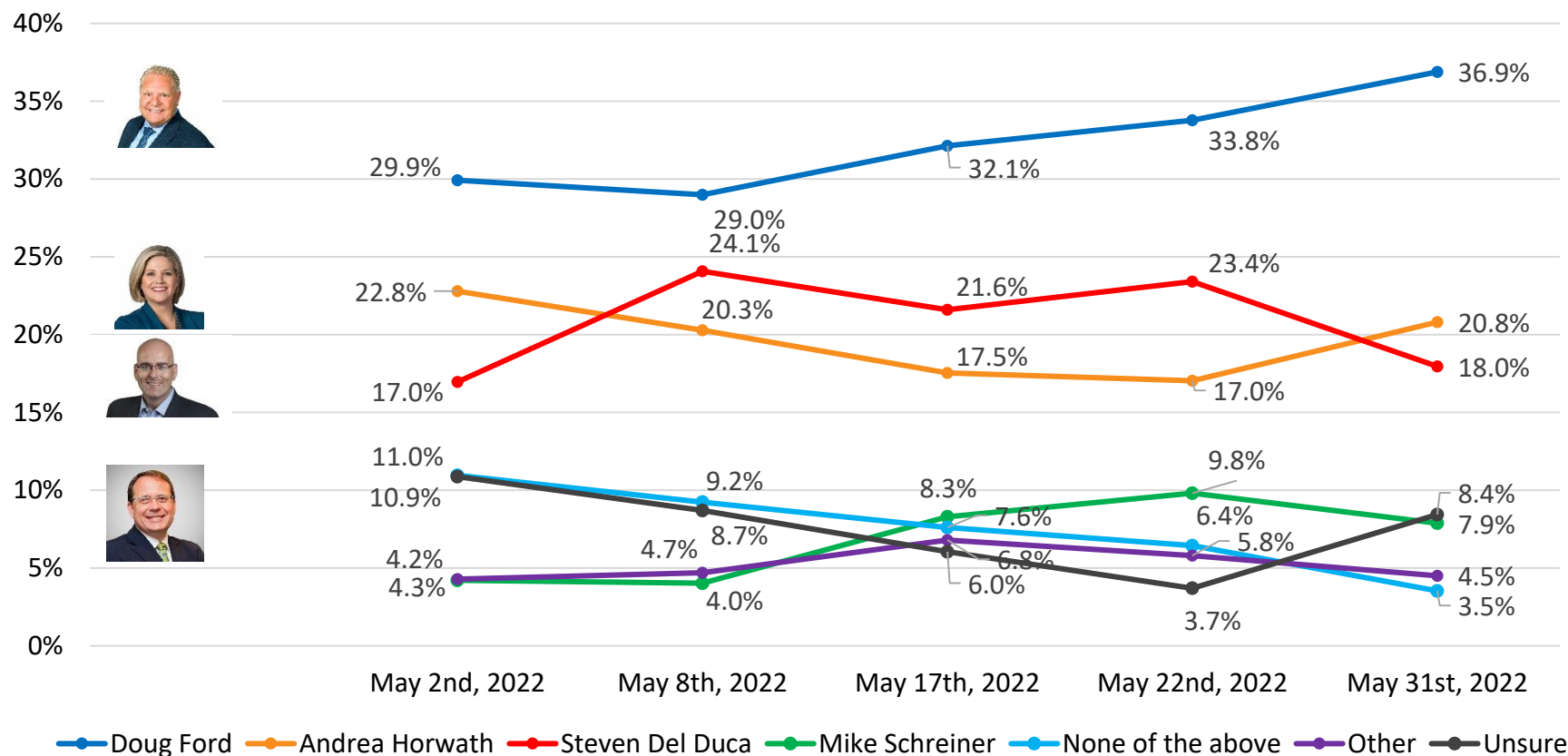
Methodology:

www.nanos.co/method

Q

Of the current provincial political party leaders, could you please rank your top two current local preferences for the Premier of Ontario? [ROTATE PARTY LEADERS] [First ranked response]

Source: CTV/CP24/Nanos weekly provincial election tracking, May 29th to 31st, 2022, n=500 Ontarians.



PREFERRED Premier – By Demographics

Nanos conducted an RDD dual frame (land- and cell-lines) hybrid telephone and online random survey of 500 residents of Ontario, 18 years of age or older, between May 29th and 31st, 2022 as part of a tracking survey. The margin of error for a random survey of 500 Ontario residents is ± 4.4 percentage points, 19 times out of 20.

Contact: Nik Nanos
nik@nanos.co

Ottawa: (613) 234-4666 x 237
 Website: www.nanos.co
 Methodology:
www.nanos.co/method

Q

Of the current provincial political party leaders, could you please rank your top two current local preferences for the Premier of Ontario? [ROTATE PARTY LEADERS] [First ranked response]

Source: CTV/CP24/Nanos weekly provincial election tracking, May 29th to 31st, 2022, n=500 Ontarians.



	Ontario (n=500)	GTA Region (n=291)	Rest of Ontario (n=209)	Men (n=273)	Women (n=227)	18 to 34 (n=107)	35 to 54 (n=169)	55 plus (n=224)
Doug Ford - Progressive Conservative Party of Ontario	36.9%	36.3%	37.6%	45.9%	28.2%	33.4%	39.1%	37.7%
Andrea Howarth - Ontario Democratic Party	20.8%	18.5%	23.6%	16.5%	25.0%	20.0%	24.5%	17.9%
Steven Del Duca - Ontario Liberal Party	18.0%	20.7%	14.6%	15.2%	20.6%	13.9%	16.1%	23.1%
Mike Schreiner - Ontario Green Party	7.9%	7.8%	8.0%	8.1%	7.7%	5.4%	7.0%	10.8%
None of the above	3.5%	4.8%	2.0%	2.8%	4.2%	4.5%	2.9%	3.3%
Other	4.5%	3.8%	5.3%	6.5%	2.6%	5.6%	4.6%	3.5%
Unsure	8.4%	8.1%	8.9%	5.0%	11.8%	17.2%	5.8%	3.7%



Nanos conducted an RDD dual frame (land- and cell-lines) hybrid telephone and online random survey of 500 residents of Ontario, 18 years of age or older, between May 29th to 31st, 2022 as part of a tracking survey. Participants were randomly recruited by telephone using live agents and were administered the survey online and by telephone. The results were statistically checked and weighted by age and gender using the latest Census information and the sample is geographically stratified to be representative of Ontario.

Individuals were randomly called using random digit dialing with a maximum of five call backs.

The margin of error for a random survey of 500 Ontario residents is ± 4.4 percentage points, 19 times out of 20.

The research was commissioned by CTV News and CP24.

METHODOLOGY

Element	Description
Research sponsor	CTV News/CP24
Population and Final Sample Size	500 Randomly selected individuals.
Source of Sample	Nanos Probability Panel and RDD dialing
Type of Sample	Probability
Margin of Error	±4.4 percentage points, 19 times out of 20.
Mode of Survey	RDD dual frame (land- and cell-lines) hybrid telephone and online omnibus survey with sample from RDD live agents calling.
Sampling Method Base	The sample included both land- and cell-lines RDD (Random Digit Dialed) across Ontario.
Demographics (Captured)	Men and Women; 18 years and older. Six digit postal code was used to validate geography.
Fieldwork/Validation	Individuals were recruited using live interviews with live supervision to validate work, the research questions were administered online.
Number of Calls	Maximum of five call backs to those recruited.
Time of Calls	Individuals recruited were called between 12-5:30 pm and 6:30-9:30pm local time for the respondent.
Field Dates	May 29 th to 31 st , 2022.
Language of Survey	The survey was conducted in English.
Standards	Nanos Research is a member of the Canadian Research Insights Council (CRIC) and confirms that this research fully complies with all CRIC Standards including the CRIC Public Opinion Research Standards and Disclosure Requirements. https://canadianresearchinsightscouncil.ca/standards/

Element	Description
Weighting of Data	The results were weighted by age and gender using the latest Census information (2016) and the sample is geographically stratified to ensure a distribution across all regions of Ontario. See tables for full weighting disclosure
Screening	Screening ensured potential respondents did not work in the market research industry, in the advertising industry, in the media or a political party prior to administering the survey to ensure the integrity of the data.
Excluded Demographics	Individuals younger than 18 years old; individuals without land or cell lines, and individuals without internet access could not participate.
Stratification	By age and gender using the latest Census information (2016) and the sample is geographically stratified to be representative of Ontario.
Estimated Response Rate	Nine percent, consistent with industry norms.
Question Order	Question order in the preceding report reflects the order in which they appeared in the original questionnaire. Unprompted PROVINCIAL issue of concern and questions on the debate was released as Part 1 of 2.
Question Content	This was module two of a tracking survey. The preceding module was about unprompted provincial issues of concern.
Question Wording	The questions in the preceding report are written exactly as they were asked to individuals.
Research/Data Collection Supplier	Nanos Research
Contact	Contact Nanos Research for more information or with any concerns or questions. http://www.nanos.co Telephone:(613) 234-4666 ext. 237 Email: info@nanosresearch.com .

TRACK RECORD



Question: If a FEDERAL election were held today, could you please rank your top two current local voting preferences?
[First ranked response]
Source: CTV, Globe, Nanos nightly election tracking ending September 19th, 2021.

**RELEASED ON SUNDAY
SEPTEMBER 19TH
AT 2200 ET**

A national dual-frame (land+cell) random telephone survey is conducted nightly by Nanos Research throughout the campaign using live agents.

Contact: Nik Nanos
nik@nanos.co
Website: www.nanos.co
Methodology: www.nanos.co/method

Subscribe to the Nanos data portals to get access to detailed demographic and regional breakdowns.

UNDECIDED
9.0% Saturday/Sunday Only
8.2% Sunday Only

Party	Saturday 18 th & Sunday 19 th	Sunday 19 th Only ELXN CALL	Election Results	Variance from ELXN CALL
Conservative	32.0%	31.2%	33.7%	-2.5
Liberal	31.5%	32.4%	32.6%	-0.2
NDP	19.0%	17.5%	17.8%	-0.3
BQ	7.3%	7.5%	7.6%	-0.1
PPC	5.1%	6.6%	4.9%	+1.7
GPC	4.6%	4.5%	2.3%	+2.2
Other	0.5%	0.3%	1.1%	-0.8
Decided Voters	n=1,513	n=766		
Margin of Error 19 times out of 20	±2.5	±3.6		

Margin of Error for Research

Factoring the margin of error for the national random sample administered by Nanos, Liberal support may be as high as 36.0% or as low as 28.8%. Likewise, support for the Conservatives may be as high as 34.8% or as low as 27.6%.

Key Takeaways

1. All of the Nanos estimates were within the reported margin of error for the election call.
2. Both the Sat/Sun sample and the Sunday only election call samples showed a tight race which manifested itself in the final result.
3. The total error for the six parties plus Others is 7.8 for an average error of about 1.1 percent.

NANOS DATA PORTALS

Explore over 4000 trendlines and customize charts with the new Nanos subscriber data portal

Nanos Research is pleased to announce the release of a new and improved subscriber data portal. With greater functionality, integrated user experience and more data, now you can search and call up over 4000 trendlines on a variety of political, economic, social and public policy issues.

It also includes nightly ballot tracking during the federal election.

The enhanced functionality of this new data portal includes:

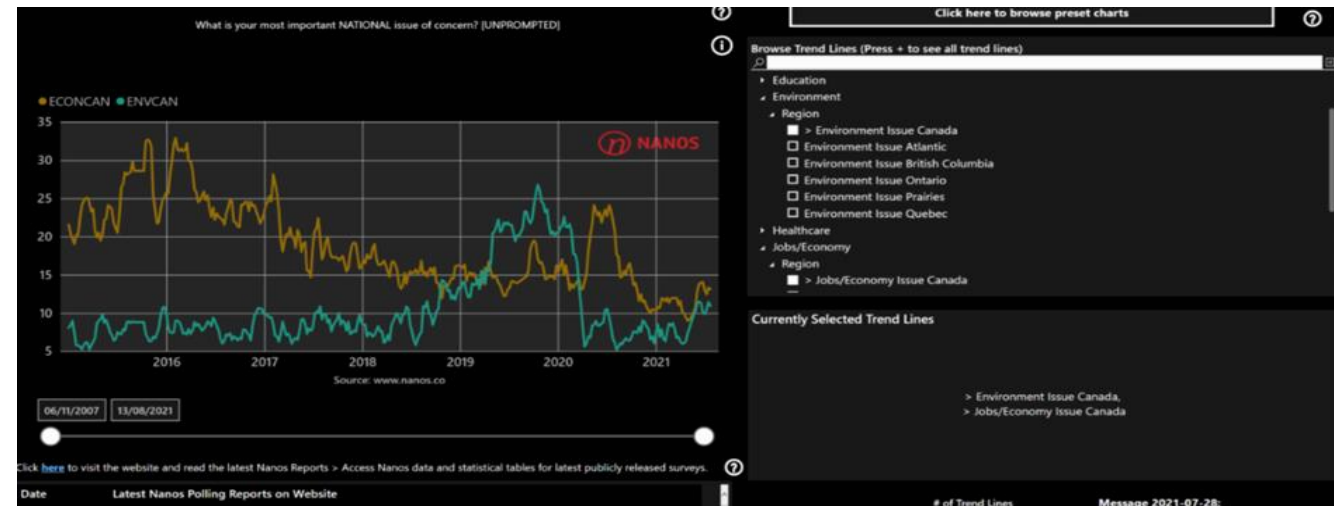
- Pre-set charts for easy navigation by age, region and demographic
- The ability to create customized charts that integrate political, economic, social and public policy sentiment
- An intuitive sliding date filter for the chart
- A new search function that lets you browse the more than 4000 available trendlines
- A news feed for our latest Nanos survey insights

[Subscribe now](#) for just \$5 a month (\$60 for a 12-month subscription) to have unlimited access

Sample pre-set charts page



Build your own custom chart page





nanos dimap analytika



NANOS RUTHERFORD McKAY & Co.

As one of North America's premier market and public opinion research firms, we put strategic intelligence into the hands of decision makers. The majority of our work is for private sector and public facing organizations and ranges from market studies, managing reputation through to leveraging data intelligence. Nanos Research offers a vertically integrated full service quantitative and qualitative research practice to attain the highest standards and the greatest control over the research process. www.nanos.co

This international joint venture between [dimap](http://www.dimap.com) and [Nanos](http://www.nanos.co) brings together top research and data experts from North American and Europe to deliver exceptional data intelligence to clients. The team offers data intelligence services ranging from demographic and sentiment microtargeting; consumer sentiment identification and decision conversion; and, data analytics and profiling for consumer persuasion. www.nanosdimap.com

NRM is an affiliate of Nanos Research and Rutherford McKay Associates. Our service offerings are based on decades of professional experience and extensive research and include public acceptance and engagement, communications audits, and narrative development. www.nrmpublicaffairs.com

2022-2156 – CTV/Nanos Survey – ONTARIO ELECTION – STAT SHEET – WAVE 5 - Ballot

			Region			Gender		Age		
			Ontario 2022-05-31	GTA	Rest of Ontario	Male	Female	18 to 34	35 to 54	55 plus
Vote Profile	Total	Unwgt N	500	291	209	273	227	107	169	224
		Wgt N	500	273	227	246	254	149	172	179
	Ontario Liberal Party	%	24.2	28.7	18.9	20.2	28.1	16.5	25.5	29.4
	Progressive Conservative Party of Ontario	%	35.7	34.3	37.5	45.1	26.6	33.0	37.3	36.5
	Ontario New Democratic Party	%	22.7	21.4	24.3	16.7	28.5	26.7	22.7	19.4
	Green Party of Ontario	%	5.6	4.9	6.4	6.0	5.2	6.9	3.9	6.0
	New Blue Party of Ontario	%	1.9	1.4	2.4	3.1	0.7	2.2	2.2	1.2
	Ontario Party	%	1.9	1.1	2.8	2.6	1.2	1.7	2.2	1.8
	Other	%	0.1	0.0	0.3	0.3	0.0	0.0	0.0	0.4
	Undecided	%	7.9	8.2	7.5	6.0	9.7	13.1	6.1	5.2
			Ontario 2022-05-31	GTA	Rest of Ontario	Male	Female	18 to 34	35 to 54	55 plus
Ballot	Total	Unwgt N	465	269	196	257	208	93	159	213
		Wgt N	461	251	210	231	229	130	161	170
	Ontario Liberal Party	%	26.3	31.2	20.4	21.5	31.1	18.9	27.2	31.1
	Progressive Conservative Party of Ontario	%	38.8	37.3	40.5	48.0	29.5	37.9	39.7	38.5
	Ontario New Democratic Party	%	24.7	23.3	26.2	17.8	31.6	30.7	24.2	20.5
	Green Party of Ontario	%	6.1	5.4	6.9	6.4	5.7	8.0	4.2	6.4
	New Blue Party of Ontario	%	2.0	1.6	2.5	3.3	0.8	2.5	2.3	1.3
	Ontario Party	%	2.1	1.2	3.1	2.8	1.4	1.9	2.4	1.9
	Other	%	0.2	0.0	0.3	0.3	0.0	0.0	0.0	0.4

2022-2156 – CTV/Nanos Survey – ONTARIO ELECTION – STAT SHEET – WAVE 5 - Ballot

As you may know, at the provincial level, [ROTATE] Steven Del Duca is the leader of Liberal Party, Doug Ford is the leader of the Progressive Conservative Party, Andrea Horwath is the leader of the NDP, Mike Schreiner is the leader of the Green Party, Jim Karahalios is the leader of the New Blue Party and Derek Sloan is the leader of the Ontario Party.

Of the current provincial political party leaders, could you please rank your top two current preferences for Premier of Ontario? [ROTATE PARTY LEADERS]

			Region			Gender		Age		
			Ontario 2022-05-31	GTA	Rest of Ontario	Male	Female	18 to 34	35 to 54	55 plus
Question - Rank 1	Total	Unwgt N	500	291	209	273	227	107	169	224
		Wgt N	500	273	227	246	254	149	172	179
	Steven Del Duca	%	18.0	20.7	14.6	15.2	20.6	13.9	16.1	23.1
	Doug Ford	%	36.9	36.3	37.6	45.9	28.2	33.4	39.1	37.7
	Andrea Horwath	%	20.8	18.5	23.6	16.5	25.0	20.0	24.5	17.9
	Mike Schreiner	%	7.9	7.8	8.0	8.1	7.7	5.4	7.0	10.8
	Jim Karahalios	%	2.0	2.8	1.0	3.0	1.0	3.7	1.7	0.8
	Derek Sloan	%	2.5	1.1	4.3	3.5	1.6	1.9	2.9	2.7
	None of the above	%	3.5	4.8	2.0	2.8	4.2	4.5	2.9	3.3
	Unsure	%	8.4	8.1	8.9	5.0	11.8	17.2	5.8	3.7