

Majority of Ontarians dissatisfied or somewhat dissatisfied with ideas from politicians in Ontario to help people manage with the rising cost of basics and make housing more affordable

*Globe and Mail/Nanos Provincial Political Polling, Wave 1
released May 18th, 2022*



THE GLOBE AND MAIL 



AT A GLANCE

Views on healthcare – Almost eight in ten Ontarians are dissatisfied (52%) or somewhat dissatisfied (26%) with the quality of long-term health care available to seniors in Ontario, while about three in four Ontarians are dissatisfied (41%) or somewhat dissatisfied (32%) with the capacity of hospitals in Ontario to deliver quality public healthcare in a timely fashion. A strong majority of Ontarians support or somewhat support increasing the pay for frontline healthcare workers like nurses (64% support; 25% somewhat support) and investing in creating more beds in Ontario hospitals (62% support; 31% somewhat support).

Views on affordability & housing – About seven in ten Ontarians are dissatisfied or somewhat dissatisfied with ideas from politicians in Ontario to both help people manage with the rising cost of basics such as food and groceries (33% dissatisfied; 39% somewhat dissatisfied) and make housing more affordable (36% dissatisfied; 33% somewhat dissatisfied). A majority support or somewhat support investing more in low income housing in Ontario (45% support; 36% somewhat support) and having programs which support homeownership in Ontario (37% support; 42% somewhat support).

Contact: Nik Nanos, Chief Data Scientist

Ottawa: (613) 234-4666 x 237 nik@nanos.co Twitter: @niknanos

VIEWS ON HEALTHCARE - Satisfaction

Question: Our next few questions are about different policy issues.

Are you satisfied, somewhat satisfied, somewhat dissatisfied or dissatisfied with the following. [ROTATE]

Nanos conducted an RDD dual frame (land- and cell-lines) hybrid telephone and online random survey of 515 residents of Ontario, 18 years of age or older, between May 16th and 17th, 2022. The margin of error for a random survey of 515 Ontario residents is ± 4.4 percentage points, 19 times out of 20.

Contact: Nik Nanos

Ottawa: (613) 234-4666 x 237

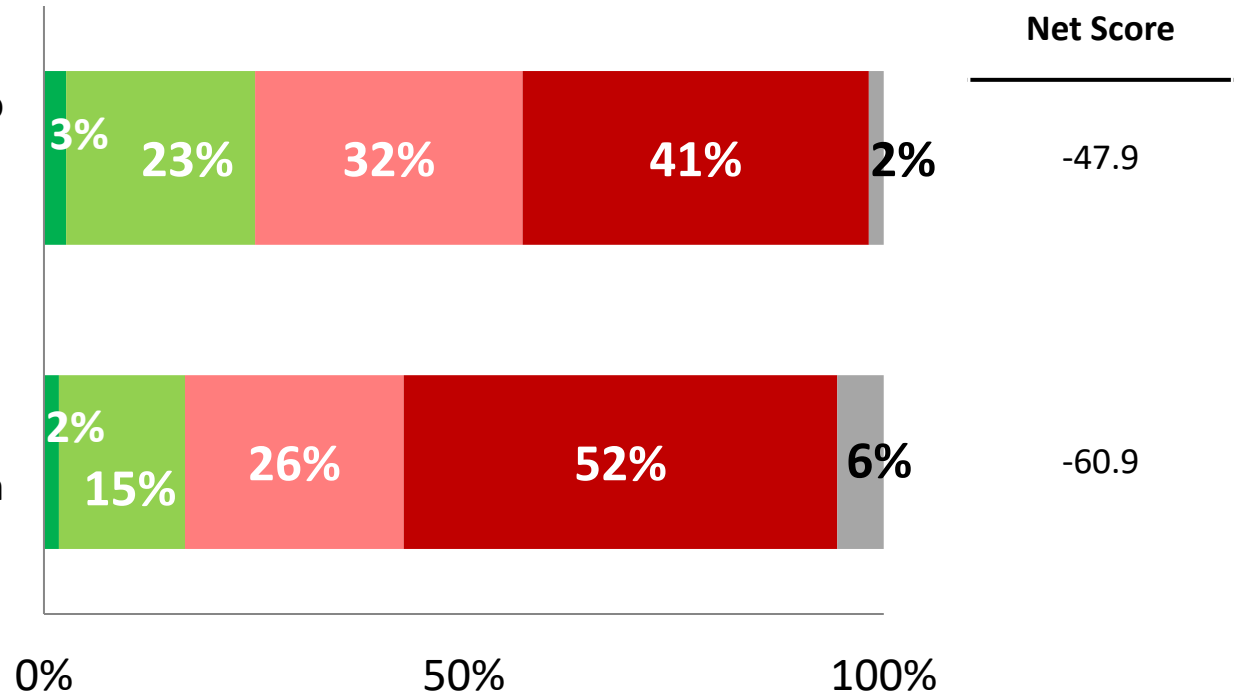
Washington DC: (202) 697-9924

nik@nanos.co

*Ontario – Satisfaction with healthcare in Ontario
(May 16th to 17th, 2022, n=515)*

The capacity of hospitals in Ontario to deliver quality public healthcare in a timely fashion

The quality of long-term health care available to seniors in Ontario



■ Satisfied

■ Somewhat satisfied

■ Somewhat dissatisfied

■ Dissatisfied

■ Unsure

Satisfaction with quality of long-term care

Question: Are you satisfied, somewhat satisfied, somewhat dissatisfied or dissatisfied with the following. [ROTATE]
The quality of long-term health care available to seniors in Ontario

Nanos conducted an RDD dual frame (land- and cell-lines) hybrid telephone and online random survey of 515 residents of Ontario, 18 years of age or older, between May 16th and 17th, 2022. The margin of error for a random survey of 515 Ontario residents is ± 4.4 percentage points, 19 times out of 20.

Contact: Nik Nanos
Ottawa: (613) 234-4666 x 237
Washington DC: (202) 697-9924
nik@nanos.co

Ontario – Satisfaction with healthcare in Ontario (May 16th to 17th, 2022, n=515)

	Satisfied/ Somewhat satisfied			
	GTA (n=307)	Rest of Ontario (n=208)	Men (n=278)	Women (n=237)
	17.3%	16.2%	22.5%	11.2%
18 to 34 (n=178)	18 to 34 (n=178)	35 to 54 (n=184)	55 plus (n=153)	
	19.5%	16.4%	14.9%	
	Dissatisfied/ Somewhat dissatisfied			
	GTA (n=307)	Rest of Ontario (n=208)	Men (n=278)	Women (n=237)
	77.2%	78.2%	70.1%	85.1%
18 to 34 (n=178)	18 to 34 (n=178)	35 to 54 (n=184)	55 plus (n=153)	
	73.9%	76.5%	82.0%	

Satisfaction with capacity of hospitals

Question: Are you satisfied, somewhat satisfied, somewhat dissatisfied or dissatisfied with the following. [ROTATE]
The capacity of hospitals in Ontario to deliver quality public healthcare in a timely fashion

Nanos conducted an RDD dual frame (land- and cell-lines) hybrid telephone and online random survey of 515 residents of Ontario, 18 years of age or older, between May 16th and 17th, 2022. The margin of error for a random survey of 515 Ontario residents is ± 4.4 percentage points, 19 times out of 20.

Contact: Nik Nanos

Ottawa: (613) 234-4666 x 237

Washington DC: (202) 697-9924

nik@nanos.co

*Ontario – Satisfaction with healthcare in Ontario
(May 16th to 17th, 2022, n=515)*

	Satisfied/ Somewhat satisfied			
	GTA (n=307)	Rest of Ontario (n=208)	Men (n=278)	Women (n=237)
	26.6%	23.4%	31.0%	19.4%
	18 to 34 (n=178)	35 to 54 (n=184)	55 plus (n=153)	
	20.4%	25.4%	28.9%	
	Dissatisfied/ Somewhat dissatisfied			
	GTA (n=307)	Rest of Ontario (n=208)	Men (n=278)	Women (n=237)
	71.0%	75.6%	67.3%	78.7%
	18 to 34 (n=178)	35 to 54 (n=184)	55 plus (n=153)	
	77.9%	73.1%	69.0%	

VIEWS ON HEALTHCARE - Support

Question: Would you support, somewhat support somewhat oppose or oppose the following: [ROTATE]

Nanos conducted an RDD dual frame (land- and cell-lines) hybrid telephone and online random survey of 515 residents of Ontario, 18 years of age or older, between May 16th and 17th, 2022. The margin of error for a random survey of 515 Ontario residents is ± 4.4 percentage points, 19 times out of 20.

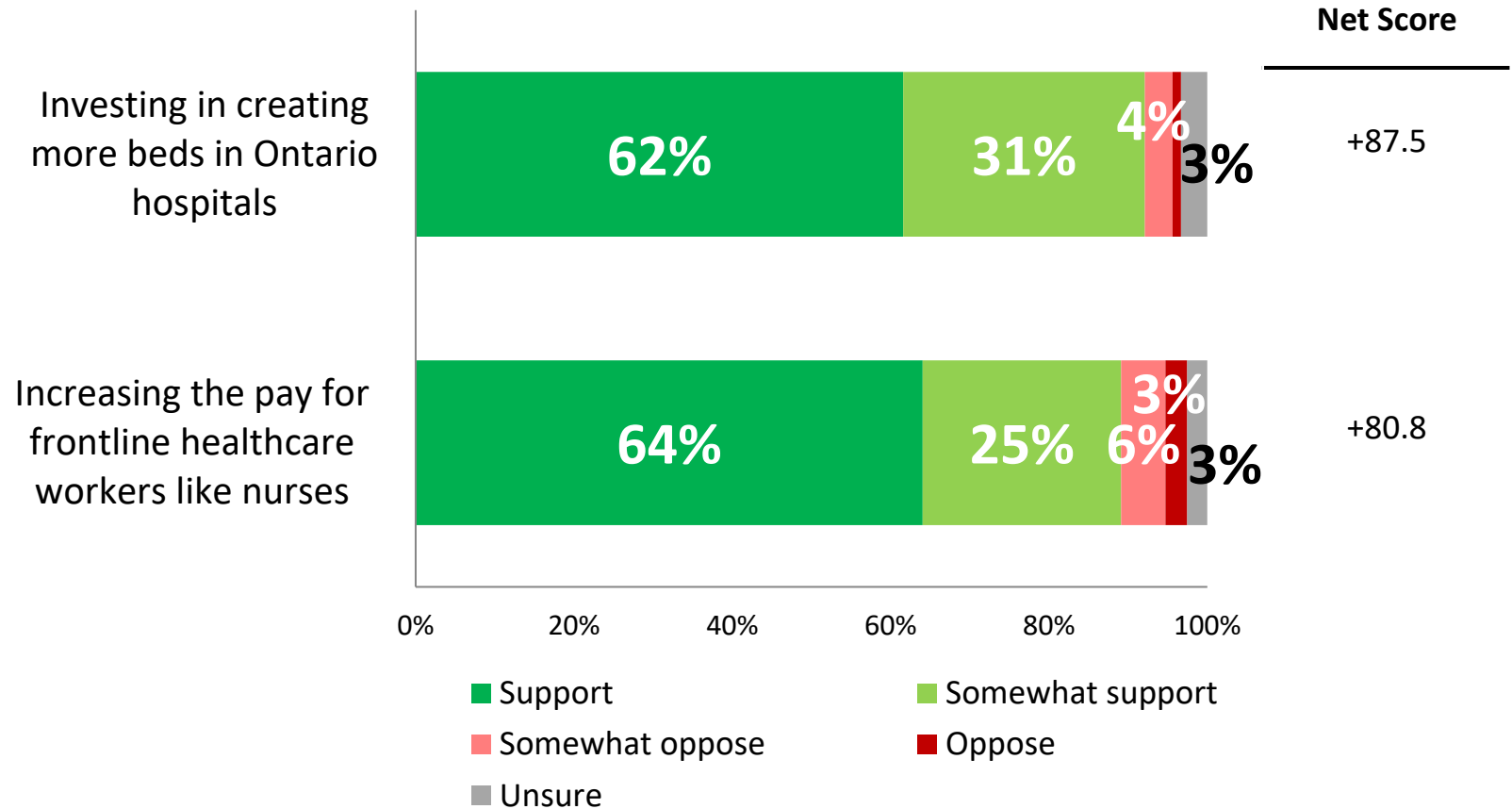
Contact: Nik Nanos

Ottawa: (613) 234-4666 x 237

Washington DC: (202) 697-9924

nik@nanos.co

*Ontario – Support for initiatives in healthcare in Ontario
(May 16th to 17th, 2022, n=515)*



Support for increasing pay for healthcare workers

Question: Would you support, somewhat support somewhat oppose or oppose the following: [ROTATE]
Increasing the pay for frontline healthcare workers like nurses

Nanos conducted an RDD dual frame (land- and cell-lines) hybrid telephone and online random survey of 515 residents of Ontario, 18 years of age or older, between May 16th and 17th, 2022. The margin of error for a random survey of 515 Ontario residents is ± 4.4 percentage points, 19 times out of 20.

Contact: Nik Nanos
Ottawa: (613) 234-4666 x 237
Washington DC: (202) 697-9924
nik@nanos.co

*Ontario – Support for initiatives in healthcare in Ontario
(May 16th to 17th, 2022, n=515)*

	Support/Somewhat support			
	GTA (n=307)	Rest of Ontario (n=208)	Men (n=278)	Women (n=237)
	87.4%	91.1%	83.8%	94.3%
18 to 34 (n=178)	18 to 34 (n=178)	35 to 54 (n=184)	55 plus (n=153)	
	85.8%	87.0%	93.9%	
	Oppose/Somewhat oppose			
	GTA (n=307)	Rest of Ontario (n=208)	Men (n=278)	Women (n=237)
	10.0%	6.4%	12.7%	4.1%
18 to 34 (n=178)	18 to 34 (n=178)	35 to 54 (n=184)	55 plus (n=153)	
	9.5%	11.1%	4.7%	

Support for investing in more hospital beds

Question: Would you support, somewhat support somewhat oppose or oppose the following: [ROTATE]
Investing in creating more beds in Ontario hospitals

Nanos conducted an RDD dual frame (land- and cell-lines) hybrid telephone and online random survey of 515 residents of Ontario, 18 years of age or older, between May 16th and 17th, 2022. The margin of error for a random survey of 515 Ontario residents is ± 4.4 percentage points, 19 times out of 20.

Contact: Nik Nanos
Ottawa: (613) 234-4666 x 237
Washington DC: (202) 697-9924
nik@nanos.co

*Ontario – Support for initiatives in healthcare in Ontario
(May 16th to 17th, 2022, n=515)*

	Support/Somewhat support			
	GTA (n=307)	Rest of Ontario (n=208)	Men (n=278)	Women (n=237)
	91.9%	92.3%	92.0%	92.2%
18 to 34 (n=178)	88.7%	91.6%	95.5%	
	Oppose/Somewhat oppose			
	GTA (n=307)	Rest of Ontario (n=208)	Men (n=278)	Women (n=237)
	4.8%	4.3%	4.9%	4.3%
18 to 34 (n=178)	5.8%	5.5%	2.7%	

VIEWS ON AFFORDABILITY - Satisfaction

Question: Are you satisfied, somewhat satisfied, somewhat dissatisfied or dissatisfied with the following. [ROTATE]

Nanos conducted an RDD dual frame (land- and cell-lines) hybrid telephone and online random survey of 515 residents of Ontario, 18 years of age or older, between May 16th and 17th, 2022. The margin of error for a random survey of 515 Ontario residents is ± 4.4 percentage points, 19 times out of 20.

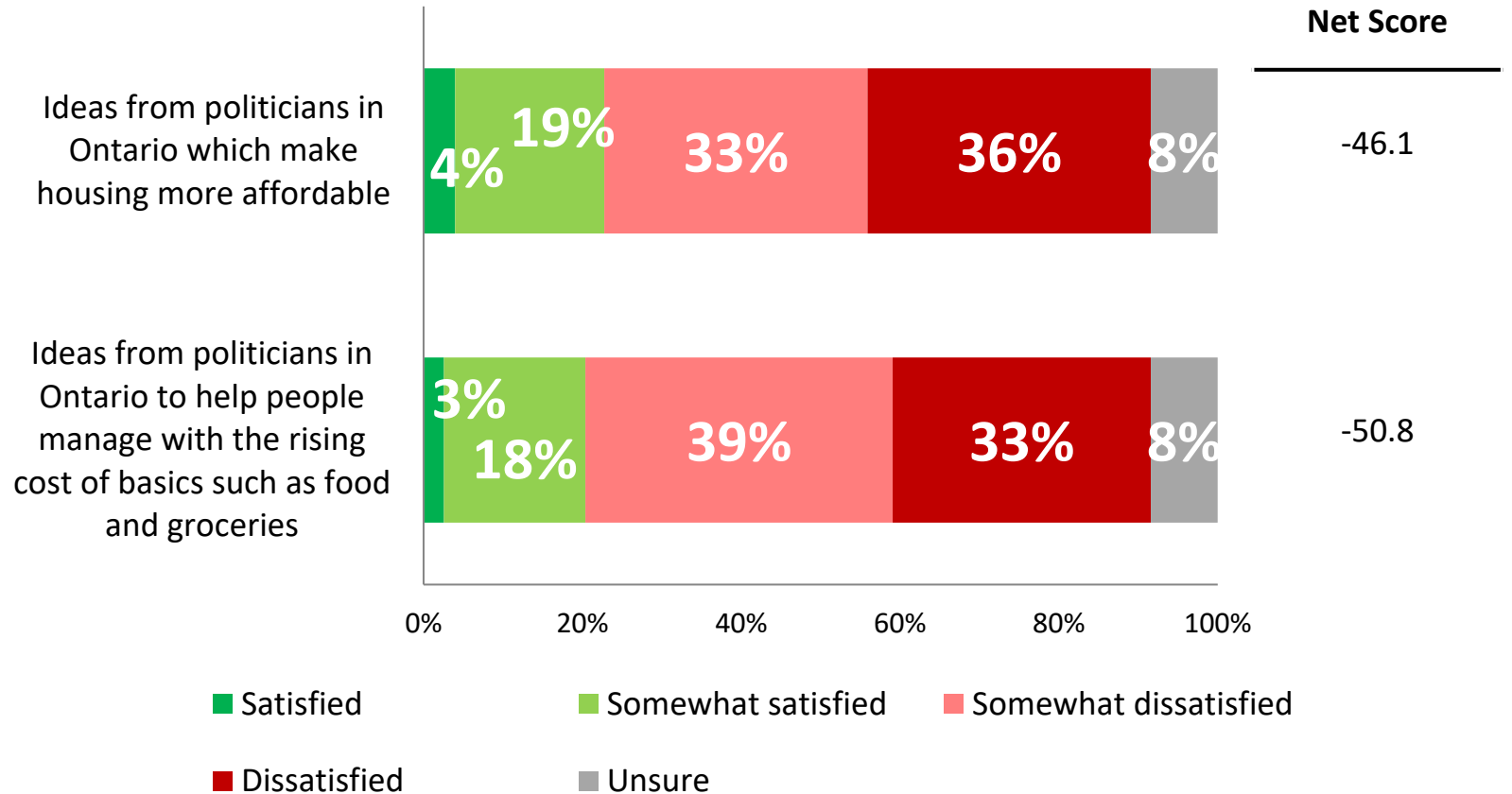
Contact: Nik Nanos

Ottawa: (613) 234-4666 x 237

Washington DC: (202) 697-9924

nik@nanos.co

*Ontario – Satisfaction with response to affordability and housing in Ontario
(May 16th to 17th, 2022, n=515)*



Satisfaction with ideas on making housing affordable

Question: Are you satisfied, somewhat satisfied, somewhat dissatisfied or dissatisfied with the following. [ROTATE]
Ideas from politicians in Ontario which make housing more affordable

Nanos conducted an RDD dual frame (land- and cell-lines) hybrid telephone and online random survey of 515 residents of Ontario, 18 years of age or older, between May 16th and 17th, 2022. The margin of error for a random survey of 515 Ontario residents is ± 4.4 percentage points, 19 times out of 20.

Contact: Nik Nanos
Ottawa: (613) 234-4666 x 237
Washington DC: (202) 697-9924
nik@nanos.co

*Ontario – Satisfaction with response to affordability and housing in Ontario
(May 16th to 17th, 2022, n=515)*

	Satisfied/ Somewhat satisfied			
	GTA (n=307)	Rest of Ontario (n=208)	Men (n=278)	Women (n=237)
	20.8%	25.1%	21.6%	23.9%
	18 to 34 (n=178)	35 to 54 (n=184)	55 plus (n=153)	
	20.9%	24.0%	23.1%	
	Dissatisfied/ Somewhat dissatisfied			
	GTA (n=307)	Rest of Ontario (n=208)	Men (n=278)	Women (n=237)
	70.9%	66.3%	70.6%	67.1%
	18 to 34 (n=178)	35 to 54 (n=184)	55 plus (n=153)	
	70.0%	68.7%	68.0%	

Satisfaction with ideas to help with rising costs

Question: Are you satisfied, somewhat satisfied, somewhat dissatisfied or dissatisfied with the following. [ROTATE]
Ideas from politicians in Ontario to help people manage with the rising cost of basics such as food and groceries

Nanos conducted an RDD dual frame (land- and cell-lines) hybrid telephone and online random survey of 515 residents of Ontario, 18 years of age or older, between May 16th and 17th, 2022. The margin of error for a random survey of 515 Ontario residents is ± 4.4 percentage points, 19 times out of 20.

Contact: Nik Nanos

Ottawa: (613) 234-4666 x 237

Washington DC: (202) 697-9924

nik@nanos.co

*Ontario – Satisfaction with response to affordability and housing in Ontario
(May 16th to 17th, 2022, n=515)*

	Satisfied/ Somewhat satisfied			
	GTA (n=307)	Rest of Ontario (n=208)	Men (n=278)	Women (n=237)
	22.1%	18.3%	18.5%	22.2%
18 to 34 (n=178)		35 to 54 (n=184)	55 plus (n=153)	
	21.2%	17.9%	22.1%	
	Dissatisfied/ Somewhat dissatisfied			
	GTA (n=307)	Rest of Ontario (n=208)	Men (n=278)	Women (n=237)
	69.4%	73.4%	73.5%	68.9%
18 to 34 (n=178)		35 to 54 (n=184)	55 plus (n=153)	
	69.7%	72.6%	71.1%	

VIEWS ON AFFORDABILITY - Support

Question: Would you support, somewhat support somewhat oppose or oppose the following: [ROTATE]

Nanos conducted an RDD dual frame (land- and cell-lines) hybrid telephone and online random survey of 515 residents of Ontario, 18 years of age or older, between May 16th and 17th, 2022. The margin of error for a random survey of 515 Ontario residents is ± 4.4 percentage points, 19 times out of 20.

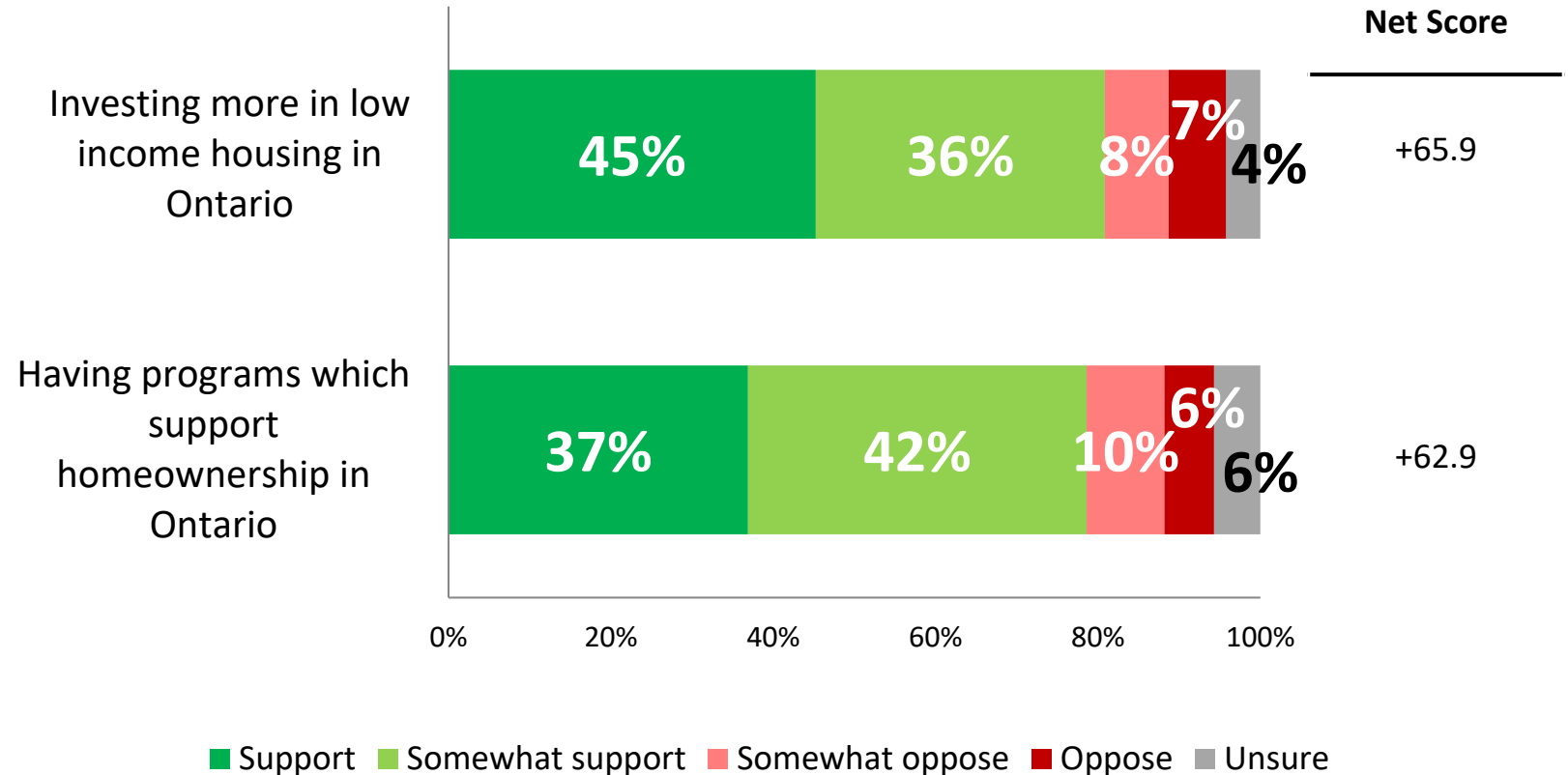
Contact: Nik Nanos

Ottawa: (613) 234-4666 x 237

Washington DC: (202) 697-9924

nik@nanos.co

*Ontario – Support for affordable housing initiatives in Ontario
(May 16th to 17th, 2022, n=515)*



Support for programs that support homeownership

Question: Would you support, somewhat support somewhat oppose or oppose the following: [ROTATE]
Having programs which support homeownership in Ontario

Nanos conducted an RDD dual frame (land- and cell-lines) hybrid telephone and online random survey of 515 residents of Ontario, 18 years of age or older, between May 16th and 17th, 2022. The margin of error for a random survey of 515 Ontario residents is ± 4.4 percentage points, 19 times out of 20.

Contact: Nik Nanos
Ottawa: (613) 234-4666 x 237
Washington DC: (202) 697-9924
nik@nanos.co

*Ontario – Support for affordable housing initiatives in Ontario
(May 16th to 17th, 2022, n=515)*

	Support/Somewhat support			
	GTA (n=307)	Rest of Ontario (n=208)	Men (n=278)	Women (n=237)
	79.5%	77.5%	72.3%	84.7%
18 to 34 (n=178)	76.8%	78.1%	80.6%	
	Oppose/Somewhat oppose			
	GTA (n=307)	Rest of Ontario (n=208)	Men (n=278)	Women (n=237)
	14.6%	17.0%	21.3%	10.2%
18 to 34 (n=178)	15.4%	18.9%	12.8%	

Support for investing in more low income housing

*Ontario – Support for affordable housing initiatives in Ontario
(May 16th to 17th, 2022, n=515)*

Question: Would you support, somewhat support somewhat oppose or oppose the following: [ROTATE]
Investing more in low income housing in Ontario

Nanos conducted an RDD dual frame (land- and cell-lines) hybrid telephone and online random survey of 515 residents of Ontario, 18 years of age or older, between May 16th and 17th, 2022. The margin of error for a random survey of 515 Ontario residents is ± 4.4 percentage points, 19 times out of 20.

Contact: Nik Nanos
Ottawa: (613) 234-4666 x 237
Washington DC: (202) 697-9924
nik@nanos.co

	Support/Somewhat support			
	GTA (n=307)	Rest of Ontario (n=208)	Men (n=278)	Women (n=237)
	79.1%	83.0%	72.5%	89.0%
18 to 34 (n=178)	79.9%	78.3%	84.1%	
Oppose/Somewhat oppose				
	GTA (n=307)	Rest of Ontario (n=208)	Men (n=278)	Women (n=237)
	16.5%	13.0%	21.9%	8.2%
18 to 34 (n=178)	15.3%	14.3%	15.3%	

METHODOLOGY

Nanos conducted an RDD dual frame (land- and cell-lines) hybrid telephone and online random survey of 515 residents of Ontario, 18 years of age or older, between May 16th and 17th, 2022 as part of an omnibus survey. Participants were randomly recruited by telephone using live agents and were administered the survey online. The results were statistically checked and weighted by age and gender using the latest Census information and the sample is geographically stratified to be representative of Ontario.

Individuals were randomly called using random digit dialling with a maximum of five call backs.

The margin of error for a random survey of 515 Ontario residents is ± 4.4 percentage points, 19 times out of 20.

The research was commissioned by the Globe and Mail.

TECHNICAL NOTE

Element	Description	Element	Description
Research sponsor	Globe and Mail	Weighting of Data	The results were weighted by age and gender using the latest Census information (2016) and the sample is geographically stratified to ensure a distribution across all regions of Ontario. See tables for full weighting disclosure
Population and Final Sample Size	515 Randomly selected individuals.	Screening	Screening ensured potential respondents did not work in the market research industry, in the advertising industry, in the media or a political party prior to administering the survey to ensure the integrity of the data.
Source of Sample	Nanos Probability Panel	Excluded Demographics	Individuals younger than 18 years old; individuals without land or cell lines, and individuals without internet access could not participate.
Type of Sample	Probability	Stratification	By age and gender using the latest Census information (2016) and the sample is geographically stratified to be representative of Ontario.
Margin of Error	±4.4 percentage points, 19 times out of 20.	Estimated Response Rate	Ten percent, consistent with industry norms.
Mode of Survey	RDD dual frame (land- and cell-lines) hybrid telephone and online omnibus survey	Question Order	Question order in the preceding report reflects the order in which they appeared in the original questionnaire.
Sampling Method Base	The sample included both land- and cell-lines RDD (Random Digit Dialed) across Ontario.	Question Content	Topics ahead of this on the Ontario omnibus included: top provincial issues of concern, political preferences, and the Ontario political leader’s debate.
Demographics (Captured)	Men and Women; 18 years and older. Six digit postal code was used to validate geography.	Question Wording	The questions in the preceding report are written exactly as they were asked to individuals.
Fieldwork/Validation	Individuals were recruited using live interviews with live supervision to validate work, the research questions were administered online.	Research/Data Collection Supplier	Nanos Research
Number of Calls	Maximum of five call backs to those recruited.	Contact	Contact Nanos Research for more information or with any concerns or questions. http://www.nanos.co Telephone:(613) 234-4666 ext. 237 Email: info@nanosresearch.com.
Time of Calls	Individuals recruited were called between 12-5:30 pm and 6:30-9:30pm local time for the respondent.		
Field Dates	May 16 th to 17 th , 2022.		
Language of Survey	The survey was conducted in English.		
Standards	Nanos Research is a member of the Canadian Research Insights Council (CRIC) and confirms that this research fully complies with all CRIC Standards including the CRIC Public Opinion Research Standards and Disclosure Requirements. https://canadianresearchinsightscouncil.ca/standards/		

ABOUT NANOS



nanos dimap analytika



NANOS RUTHERFORD MCKAY & Co.

As one of North America's premier market and public opinion research firms, we put strategic intelligence into the hands of decision makers. The majority of our work is for private sector and public facing organizations and ranges from market studies, managing reputation through to leveraging data intelligence. Nanos Research offers a vertically integrated full service quantitative and qualitative research practice to attain the highest standards and the greatest control over the research process. www.nanos.co

This international joint venture between dimap and Nanos brings together top research and data experts from North American and Europe to deliver exceptional data intelligence to clients. The team offers data intelligence services ranging from demographic and sentiment microtargeting; consumer sentiment identification and decision conversion; and, data analytics and profiling for consumer persuasion. www.nanosdimap.com

NRM is an affiliate of Nanos Research and Rutherford McKay Associates. Our service offerings are based on decades of professional experience and extensive research and include public acceptance and engagement, communications audits, and narrative development. www.nrmpublicaffairs.com

TRACK RECORD

Question: If a FEDERAL election were held today, could you please rank your top two current local voting preferences? [First ranked response]

Source: CTV, Globe, Nanos nightly election tracking ending September 19th, 2021.

**RELEASED ON SUNDAY
SEPTEMBER 19TH
AT 2200 ET**

A national dual-frame (land+cell) random telephone survey is conducted nightly by Nanos Research throughout the campaign using live agents.

Contact: Nik Nanos
nik@nanos.co
Website: www.nanos.co
Methodology: www.nanos.co/method

Subscribe to the Nanos data portals to get access to detailed demographic and regional breakdowns.

UNDECIDED
9.0% Saturday/Sunday Only
8.2% Sunday Only

Party	Saturday 18 th & Sunday 19 th	Sunday 19 th Only ELXN CALL	Election Results	Variance from ELXN CALL
Conservative	32.0%	31.2%	33.7%	-2.5
Liberal	31.5%	32.4%	32.6%	-0.2
NDP	19.0%	17.5%	17.8%	-0.3
BQ	7.3%	7.5%	7.6%	-0.1
PPC	5.1%	6.6%	4.9%	+1.7
GPC	4.6%	4.5%	2.3%	+2.2
Other	0.5%	0.3%	1.1%	-0.8
Decided Voters	n=1,513	n=766		
Margin of Error 19 times out of 20	±2.5	±3.6		

Margin of Error for Research
Factoring the margin of error for the national random sample administered by Nanos, Liberal support may be as high as 36.0% or as low as 28.8%. Likewise, support for the Conservatives may be as high as 34.8% or as low as 27.6%.

- Key Takeaways**
1. All of the Nanos estimates were within the reported margin of error for the election call.
 2. Both the Sat/Sun sample and the Sunday only election call samples showed a tight race which manifested itself in the final result.
 3. The total error for the six parties plus Others is 7.8 for an average error of about 1.1 percent.

NANOS DATA PORTALS

Explore over 4000 trendlines and customize charts with the new Nanos subscriber data portal

Nanos Research is pleased to announce the release of a new and improved subscriber data portal. With greater functionality, integrated user experience and more data, now you can search and call up over 4000 trendlines on a variety of political, economic, social and public policy issues.

It also includes nightly ballot tracking during the federal election.

The enhanced functionality of this new data portal includes:

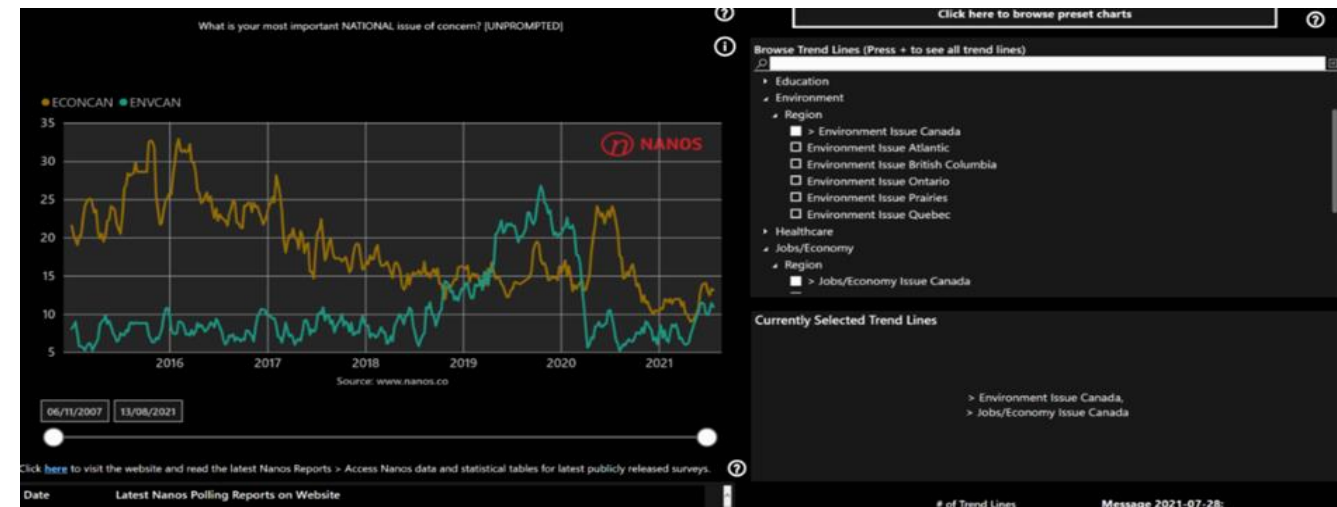
- Pre-set charts for easy navigation by age, region and demographic
- The ability to create customized charts that integrate political, economic, social and public policy sentiment
- An intuitive sliding date filter for the chart
- A new search function that lets you browse the more than 4000 available trendlines
- A news feed for our latest Nanos survey insights

[Subscribe now](#) for just \$5 a month (\$60 for a 12-month subscription) to have unlimited access

Sample pre-set charts page



Build your own custom chart page



2022-2159 – Globe and Mail/Nanos Survey – Ontario Election Wave 1 - STAT SHEET

Our next few questions are about different policy issues. Are you satisfied, somewhat satisfied, somewhat dissatisfied or dissatisfied with the following: [ROTATE]

			Region			Gender		Age		
			Ontario 2022-05-17	GTA	Rest of Ontario	Male	Female	18 to 34	35 to 54	55 plus
Question - The quality of long-term health care available to seniors in Ontario	Total	Unwgt N	515	307	208	278	237	178	184	153
		Wgt N	500	274	226	247	253	149	173	178
	Satisfied	%	1.8	2.1	1.4	2.8	0.7	2.3	2.6	0.5
	Somewhat satisfied	%	15.0	15.2	14.8	19.7	10.5	17.2	13.8	14.3
	Somewhat dissatisfied	%	26.1	27.1	24.8	27.7	24.4	30.1	25.2	23.5
	Dissatisfied	%	51.6	50.2	53.4	42.3	60.7	43.8	51.3	58.5
	Unsure	%	5.5	5.5	5.6	7.4	3.7	6.6	7.1	3.2

Are you satisfied, somewhat satisfied, somewhat dissatisfied or dissatisfied with the following: [ROTATE]

			Region			Gender		Age		
			Ontario 2022-05-17	GTA	Rest of Ontario	Male	Female	18 to 34	35 to 54	55 plus
Question - The capacity of hospitals in Ontario to deliver quality public healthcare in a timely fashion	Total	Unwgt N	515	307	208	278	237	178	184	153
		Wgt N	500	274	226	247	253	149	173	178
	Satisfied	%	2.6	2.8	2.4	4.5	0.8	1.9	3.5	2.5
	Somewhat satisfied	%	22.5	23.7	21.0	26.5	18.6	18.5	21.9	26.4
	Somewhat dissatisfied	%	31.8	35.3	27.6	32.9	30.8	32.0	31.7	31.8
	Dissatisfied	%	41.2	35.6	48.0	34.4	47.9	45.8	41.4	37.2
	Unsure	%	1.8	2.4	1.0	1.7	1.8	1.7	1.5	2.1

Would you support, somewhat support somewhat oppose or oppose the following: [ROTATE]

			Region		Gender		Age			
			Ontario 2022-05-17	GTA	Rest of Ontario	Male	Female	18 to 34	35 to 54	55 plus
Question - Increasing the pay for frontline healthcare workers like nurses	Total	Unwgt N	515	307	208	278	237	178	184	153
		Wgt N	500	274	226	247	253	149	173	178
	Support	%	64.0	61.1	67.6	54.3	73.5	60.5	63.2	67.9
	Somewhat support	%	25.1	26.4	23.5	29.4	20.8	25.4	23.8	26.1
	Somewhat oppose	%	5.6	7.2	3.7	8.2	3.1	8.3	6.2	2.8
	Oppose	%	2.7	2.8	2.7	4.5	1.0	1.3	4.8	1.9
	Unsure	%	2.5	2.6	2.5	3.5	1.6	4.7	2.0	1.3

2022-2159 – Globe and Mail/Nanos Survey – Ontario Election Wave 1 - STAT SHEET

Would you support, somewhat support somewhat oppose or oppose the following: [ROTATE]

			Region			Gender		Age		
			Ontario 2022-05-17	GTA	Rest of Ontario	Male	Female	18 to 34	35 to 54	55 plus
Question - Investing in creating more beds in Ontario hospitals	Total	Unwgt N	515	307	208	278	237	178	184	153
		Wgt N	500	274	226	247	253	149	173	178
	Support	%	61.6	63.6	59.2	56.9	66.2	58.3	58.7	67.2
	Somewhat support	%	30.5	28.3	33.2	35.1	26.1	30.4	32.9	28.3
	Somewhat oppose	%	3.5	4.1	2.8	3.6	3.4	5.3	3.6	1.9
	Oppose	%	1.1	0.7	1.5	1.3	0.9	0.5	1.9	0.8
	Unsure	%	3.3	3.2	3.4	3.1	3.5	5.5	2.9	1.9

Are you satisfied, somewhat satisfied, somewhat dissatisfied or dissatisfied with the following: [ROTATE]

			Region			Gender		Age		
			Ontario 2022-05-17	GTA	Rest of Ontario	Male	Female	18 to 34	35 to 54	55 plus
Question - Ideas from politicians in Ontario which make housing more affordable	Total	Unwgt N	515	307	208	278	237	178	184	153
		Wgt N	500	274	226	247	253	149	173	178
	Satisfied	%	4.0	3.5	4.5	4.9	3.0	6.0	5.2	1.1
	Somewhat satisfied	%	18.8	17.3	20.6	16.7	20.8	14.9	18.8	22.0
	Somewhat dissatisfied	%	33.1	34.7	31.2	30.3	35.9	33.0	29.7	36.6
	Dissatisfied	%	35.7	36.1	35.1	40.3	31.2	37.0	39.0	31.4
	Unsure	%	8.4	8.3	8.6	7.8	9.1	9.1	7.3	8.9

Are you satisfied, somewhat satisfied, somewhat dissatisfied or dissatisfied with the following: [ROTATE]

			Region		Gender		Age			
			Ontario 2022-05-17	GTA	Rest of Ontario	Male	Female	18 to 34	35 to 54	55 plus
Question - Ideas from politicians in Ontario to help people manage with the rising cost of basics such as food and groceries	Total	Unwgt N	515	307	208	278	237	178	184	153
		Wgt N	500	274	226	247	253	149	173	178
	Satisfied	%	2.6	2.1	3.2	2.9	2.3	3.9	2.9	1.1
	Somewhat satisfied	%	17.8	20.1	15.1	15.7	19.9	17.3	14.9	21.0
	Somewhat dissatisfied	%	38.7	36.9	40.8	37.2	40.1	37.3	33.2	45.2
	Dissatisfied	%	32.5	32.4	32.6	36.3	28.8	32.4	39.4	25.9
	Unsure	%	8.4	8.5	8.3	7.9	8.9	9.1	9.6	6.7

Would you support, somewhat support somewhat oppose or oppose the following: [ROTATE]

			Region		Gender		Age			
			Ontario 2022-05-17	GTA	Rest of Ontario	Male	Female	18 to 34	35 to 54	55 plus
Question - Having programs which support homeownership in Ontario	Total	Unwgt N	515	307	208	278	237	178	184	153
		Wgt N	500	274	226	247	253	149	173	178
	Support	%	36.9	37.7	35.9	32.2	41.4	46.1	34.3	31.7
	Somewhat support	%	41.7	41.8	41.6	40.1	43.3	30.7	43.8	48.9
	Somewhat oppose	%	9.6	10.2	8.8	12.3	7.0	8.1	13.2	7.3
	Oppose	%	6.1	4.4	8.2	9.1	3.2	7.3	5.7	5.5
	Unsure	%	5.7	5.9	5.5	6.3	5.1	7.8	2.9	6.6

2022-2159 – Globe and Mail/Nanos Survey – Ontario Election Wave 1 - STAT SHEET

Would you support, somewhat support somewhat oppose or oppose the following: [ROTATE]

			Region			Gender		Age		
			Ontario 2022-05-17	GTA	Rest of Ontario	Male	Female	18 to 34	35 to 54	55 plus
Question - Investing more in low income housing in Ontario	Total	Unwgt N	515	307	208	278	237	178	184	153
		Wgt N	500	274	226	247	253	149	173	178
	Support	%	45.2	42.9	48.1	38.2	52.1	48.7	38.6	48.8
	Somewhat support	%	35.6	36.2	34.8	34.3	36.9	31.2	39.7	35.3
	Somewhat oppose	%	7.9	9.4	6.0	10.5	5.3	5.9	7.4	10.0
	Oppose	%	7.1	7.1	7.0	11.4	2.9	9.4	6.9	5.3
	Unsure	%	4.2	4.4	4.0	5.6	2.8	4.8	7.4	0.6