

Healthcare is the top issue of concern among New Brunswick residents

*Nanos Provincial Political Polling, April 2022
(released April 28th, 2022)*



*Ideas powered by
world-class data*

Nanos tracks unprompted national issues of concern every week and is uniquely positioned to monitor the trajectory of opinion on Covid-19, as well as other top issues of concern. To access full weekly national and regional tracking visit the Nanos subscriber [data portal](#).

“

Healthcare is the top unprompted provincial issue of concern among New Brunswick residents.

”

Nik Nanos

PROVINCIAL ISSUES OF CONCERN

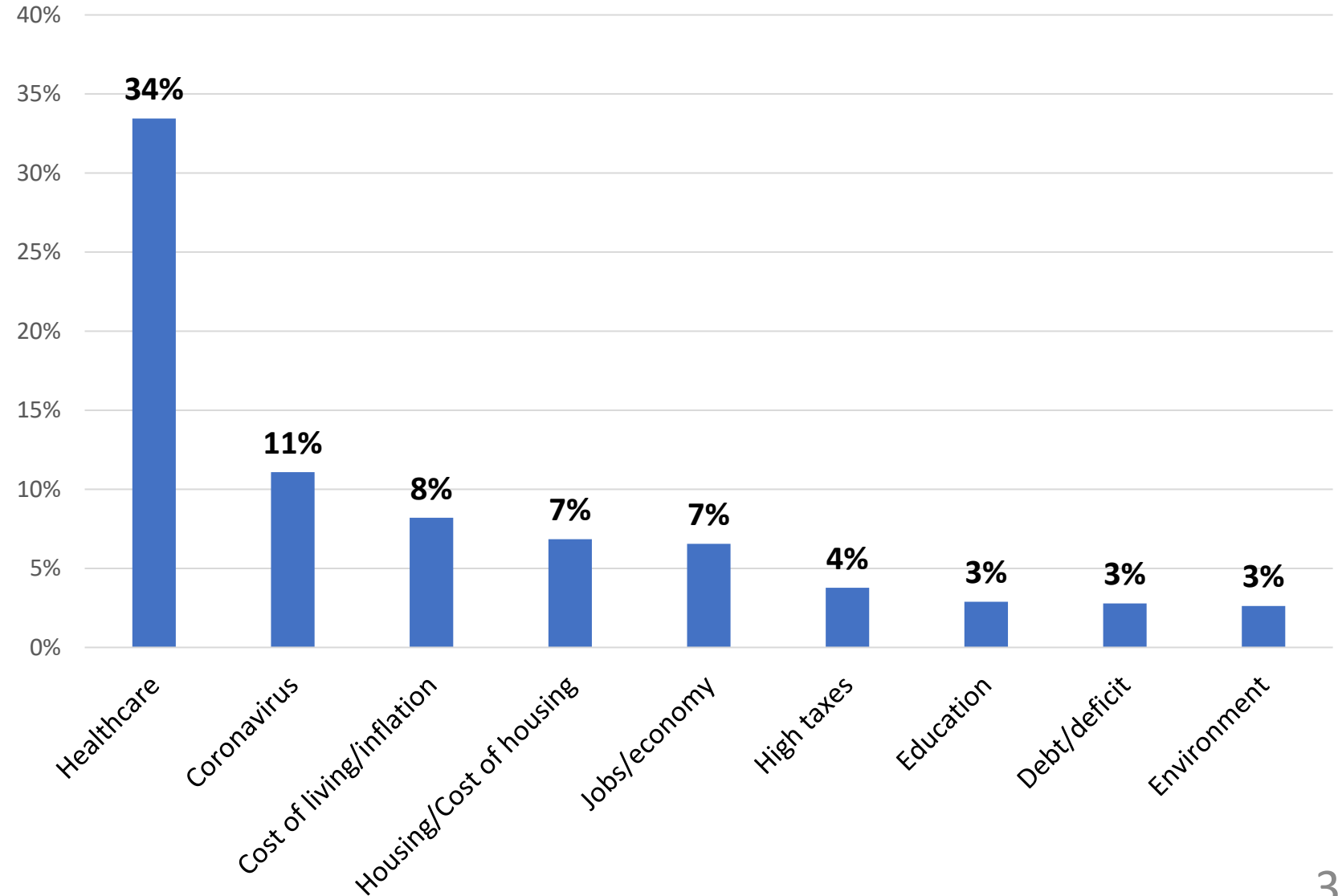
Nanos conducted an RDD dual frame (land- and cell- lines) hybrid random survey of 423 residents of New-Brunswick, 18 years of age or older (300 surveys administered by telephone, 123 administered online), between April 7th and 11th, 2022.

The margin of error this survey is ± 4.8 percentage points, 19 times out of 20.

Contact: Nik Nanos nik@nanos.co
Ottawa: (613) 234-4666 x 237
Website: www.nanos.co
Methodology: www.nanos.co/method

Subscribe to the Nanos data portals to get access to detailed breakdowns for \$5 a month.

Question: What is your most important PROVINCIAL issue of concern? [UNPROMPTED]



AT A GLANCE



Ballot – The latest Nanos N.B. provincial ballot tracking has the Liberals at 38.8 per cent, followed by the Progressive Conservatives at 36.6 per cent, the Greens at 14.2 per cent, and the NDP at 8.6 per cent.

Accessible Voters – Asked whether they would consider voting for each of the N.B. provincial parties, 53.5 per cent would consider voting Liberal, while 51.0 per cent of N.B. residents say they would consider voting Progressive Conservative. Four in ten (37.4%) would consider voting Green, and 29.5 per cent would consider voting Green.

Qualities of a Good Political Leader – More than half of N.B. residents per cent believe Blaine Higgs has the qualities of a good political leader (51.8%). Four in ten (44.6%) believe David Coon has the qualities of a good political leader, while 31.4 per cent say the same about Roger Melanson. One in ten (10.4%) believe Mackenzie Thomason has the qualities of a good political leader.

Preferred Premier – Nanos polling has Blaine Higgs as the preferred choice as N.B. Premier at 35.7 per cent of N.B. residents followed by David Coon (16.1%), Roger Melanson (12.8%), and Mackenzie Thomason (3.0%). Twenty-one per cent of residents were unsure whom they preferred and 11.2 per cent preferred none.

Visit the live [Nanos data portal](#) where you can dynamically chart ballot, preferred PM and Nanos Index numbers by region, gender and age. The methodology for the weekly tracking is posted [here](#). PDFs of the polling reports are on the Nanos website.

Contact: Nik Nanos, Chief Data Scientist

Ottawa: (613) 234-4666 x 237 nik@nanos.co Twitter: @niknanos

VOTE PROFILE

Question: [VOTE PROFILE] For those parties you would consider voting for PROVINCIALLY, could you please rank your top two current local preferences? [UNPROMPTED] OR [IF UNDECIDED] Are you currently leaning towards any particular PROVINCIAL party? If you are, which party would that be? [UNPROMPTED]

Contact: Nik Nanos
Ottawa: (613) 234-4666 x 237
Washington DC: (202) 697-9924
nik@nanos.co

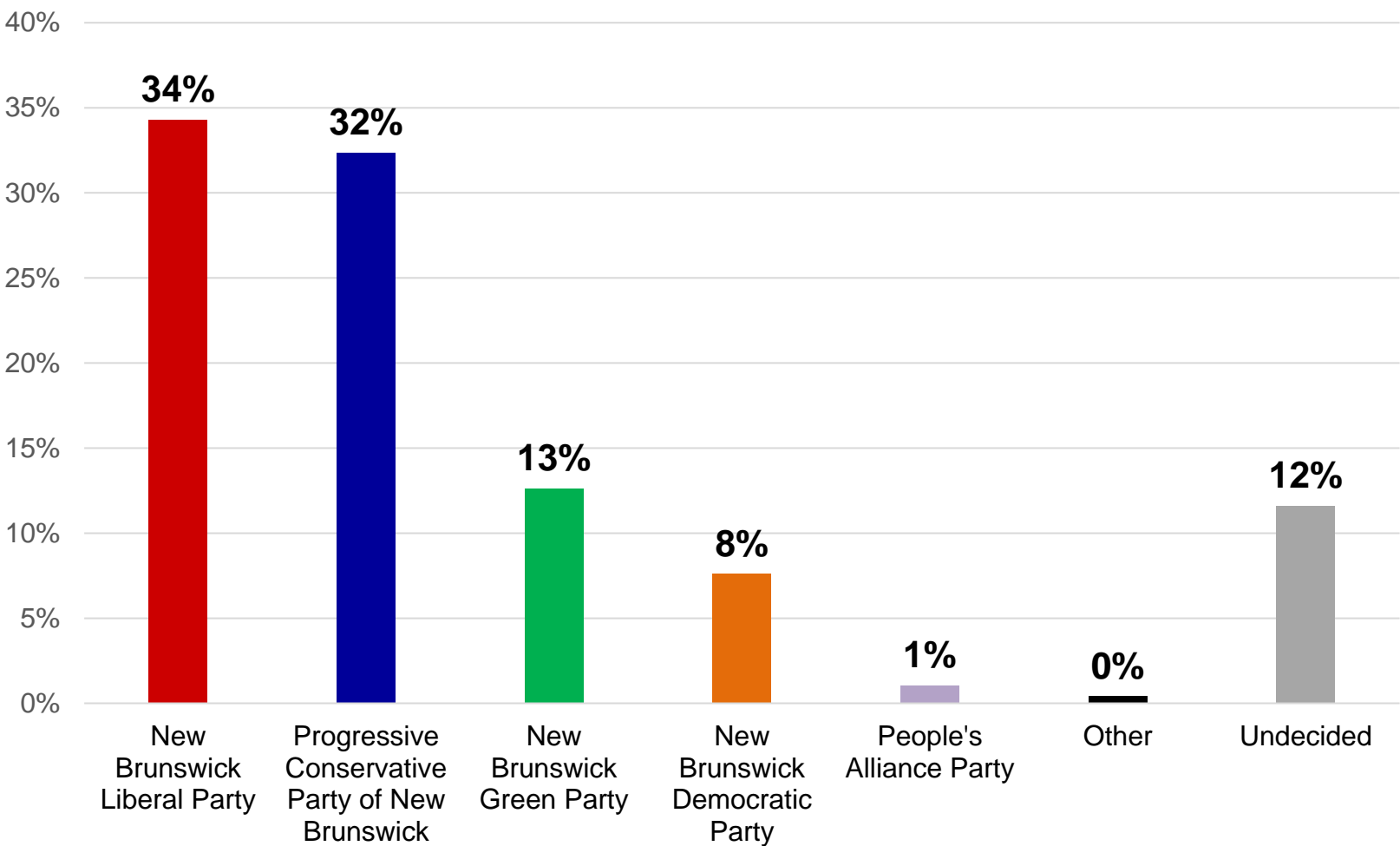
Subscribe to the Nanos data portals to get access to detailed demographic and regional breakdowns.



New Brunswick – Vote Profile

(April 2022, n=423)

**Note: the People's Alliance Party was dissolved a few days prior to conducting this survey.*



VOTE PROFILE – By Demographics



Question: [VOTE PROFILE] For those parties you would consider voting for PROVINCIALLY, could you please rank your top two current local preferences? [UNPROMPTED]
OR [IF UNDECIDED] Are you currently leaning towards any particular PROVINCIAL party? If you are, which party would that be? [UNPROMPTED]

Contact: Nik Nanos
Ottawa: (613) 234-4666 x 237
Washington DC: (202) 697-9924
nik@nanos.co

Subscribe to the Nanos data portals to get access to detailed demographic and regional breakdowns.

New Brunswick – Vote Profile

(April 2022, n=423)

**Note: the People's Alliance Party was dissolved a few days prior to conducting this survey.*

	Moncton & area (n=101)	North (n=146)	South (n=176)	Men (n=224)	Women (n=199)	18 to 34 (n=64)	35 to 54 (n=127)	55 plus (n=232)
New Brunswick Liberal Party	44.7%	39.1%	25.1%	28.7%	39.6%	31.1%	38.4%	32.8%
Progressive Conservative Party of New Brunswick	25.4%	29.7%	38.1%	40.8%	24.4%	17.7%	33.5%	39.0%
New Brunswick Green Party	16.8%	11.6%	11.1%	12.1%	13.0%	17.9%	13.9%	8.9%
New Brunswick Democratic Party	6.4%	5.2%	10.1%	3.5%	11.6%	18.8%	2.4%	5.9%
People's Alliance Party*	1.1%	-	1.9%	1.1%	1.1%	2.4%	1.6%	-
Other	-	-	0.9%	0.9%	-	-	-	0.9%
Undecided	5.7%	14.4%	12.8%	12.9%	10.4%	12.1%	10.2%	12.4%

BALLOT – Decided Only



Question: [VOTE PROFILE] For those parties you would consider voting for PROVINCIALLY, could you please rank your top two current local preferences? [UNPROMPTED] [DECIDED ONLY]

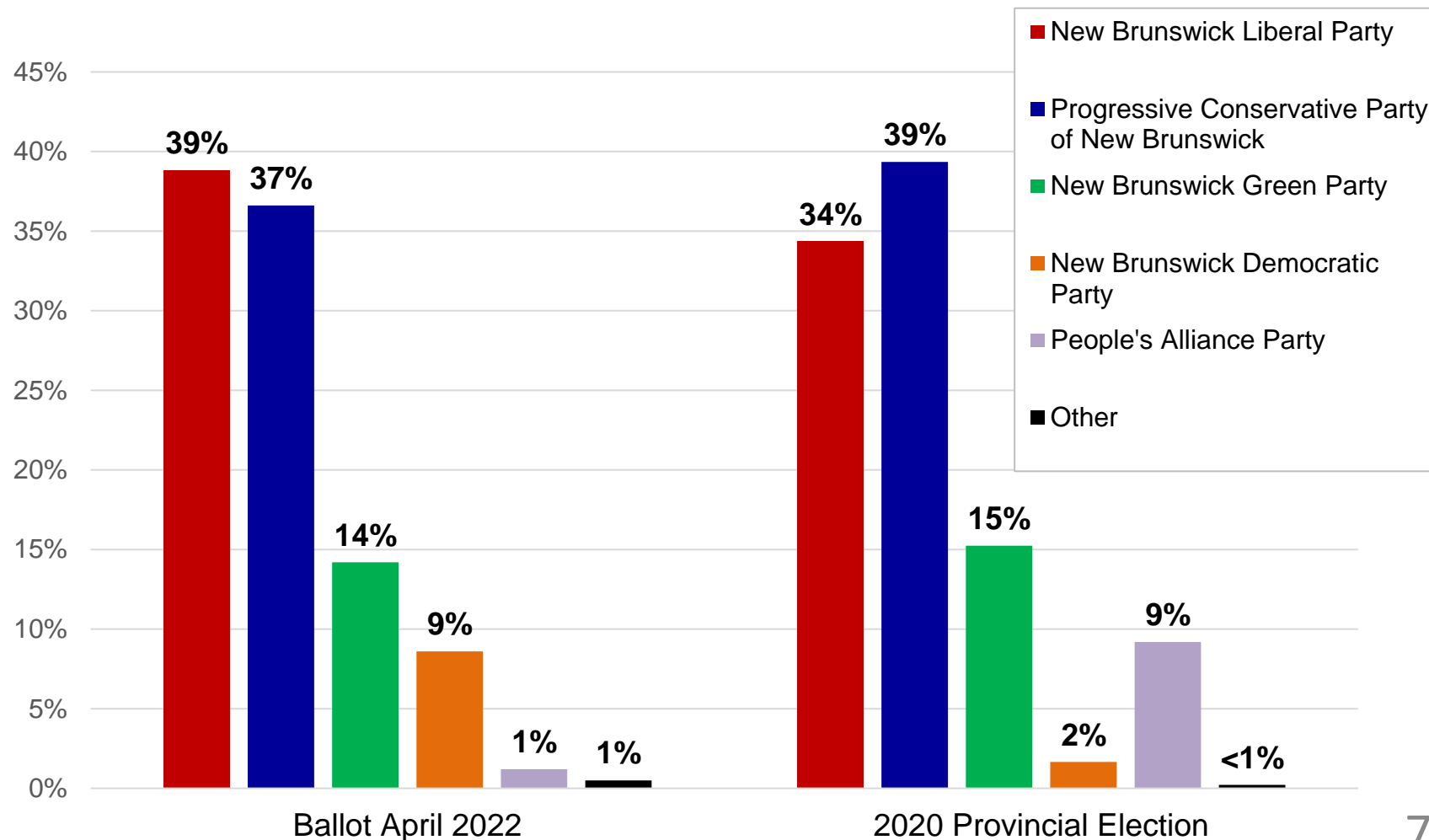
Contact: Nik Nanos
Ottawa: (613) 234-4666 x 237
Washington DC: (202) 697-9924
nik@nanos.co

Subscribe to the Nanos data portals to get access to detailed demographic and regional breakdowns.

New Brunswick – Ballot (decided only)

(April 2022, n=371)

**Note: the People's Alliance Party was dissolved a few days prior to conducting this survey.*



BALLOT – By Demographics



Question: [VOTE PROFILE] For those parties you would consider voting for PROVINCIALLY, could you please rank your top two current local preferences? [UNPROMPTED]

Contact: Nik Nanos

Ottawa: (613) 234-4666 x 237

Washington DC: (202) 697-9924

nik@nanos.co

Subscribe to the Nanos data portals to get access to detailed demographic and regional breakdowns.

New Brunswick – Ballot (decided only)

(April 2022, n=371)

****Note: the People's Alliance Party was dissolved a few days prior to conducting this survey.***

	Moncton & area (n=94)	North (n=125)	South (n=152)	Men (n=195)	Women (n=176)	18 to 34 (n=54)	35 to 54 (n=114)	55 plus (n=203)
New Brunswick Liberal Party	47.4%	45.7%	28.8%	33.0%	44.2%	35.4%	42.8%	37.5%
Progressive Conservative Party of New Brunswick	26.9%	34.7%	43.7%	46.8%	27.2%	20.1%	37.4%	44.5%
New Brunswick Green Party	17.8%	13.5%	12.7%	13.9%	14.5%	20.4%	15.5%	10.1%
New Brunswick Democratic Party	6.8%	6.1%	11.6%	4.0%	12.9%	21.4%	2.6%	6.8%
People's Alliance Party*	1.2%	-	2.1%	1.2%	1.2%	2.7%	1.7%	-
Other	-	-	1.1%	1.0%	-	-	-	1.1%

PREFERRED PREMIER



Question: Of the current provincial political party leaders, could you please rank your top two current preferences for Premier of New Brunswick? [ROTATE PARTY LEADERS]

Contact: Nik Nanos

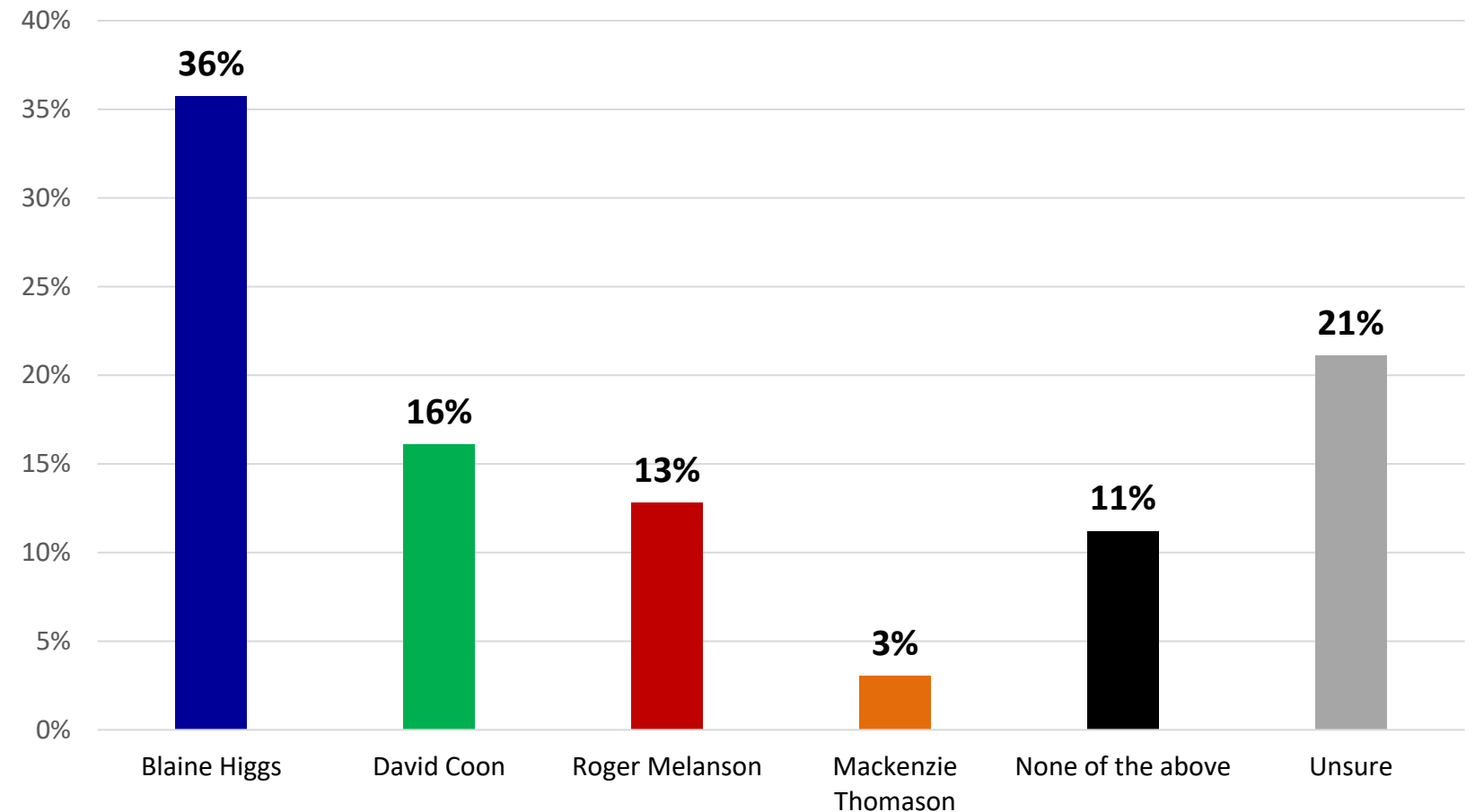
Ottawa: (613) 234-4666 x 237

Washington DC: (202) 697-9924

nik@nanos.co

Subscribe to the Nanos data portals to get access to detailed demographic and regional breakdowns.

***New Brunswick – Preferred Premier First Ranked Choice
(April 2022, n=423)***



QUALITIES OF A GOOD LEADER



Question: For each of the following provincial political party leaders, do you think they have or do not have the qualities to be a good political leader? [RANDOMIZE]

Contact: Nik Nanos

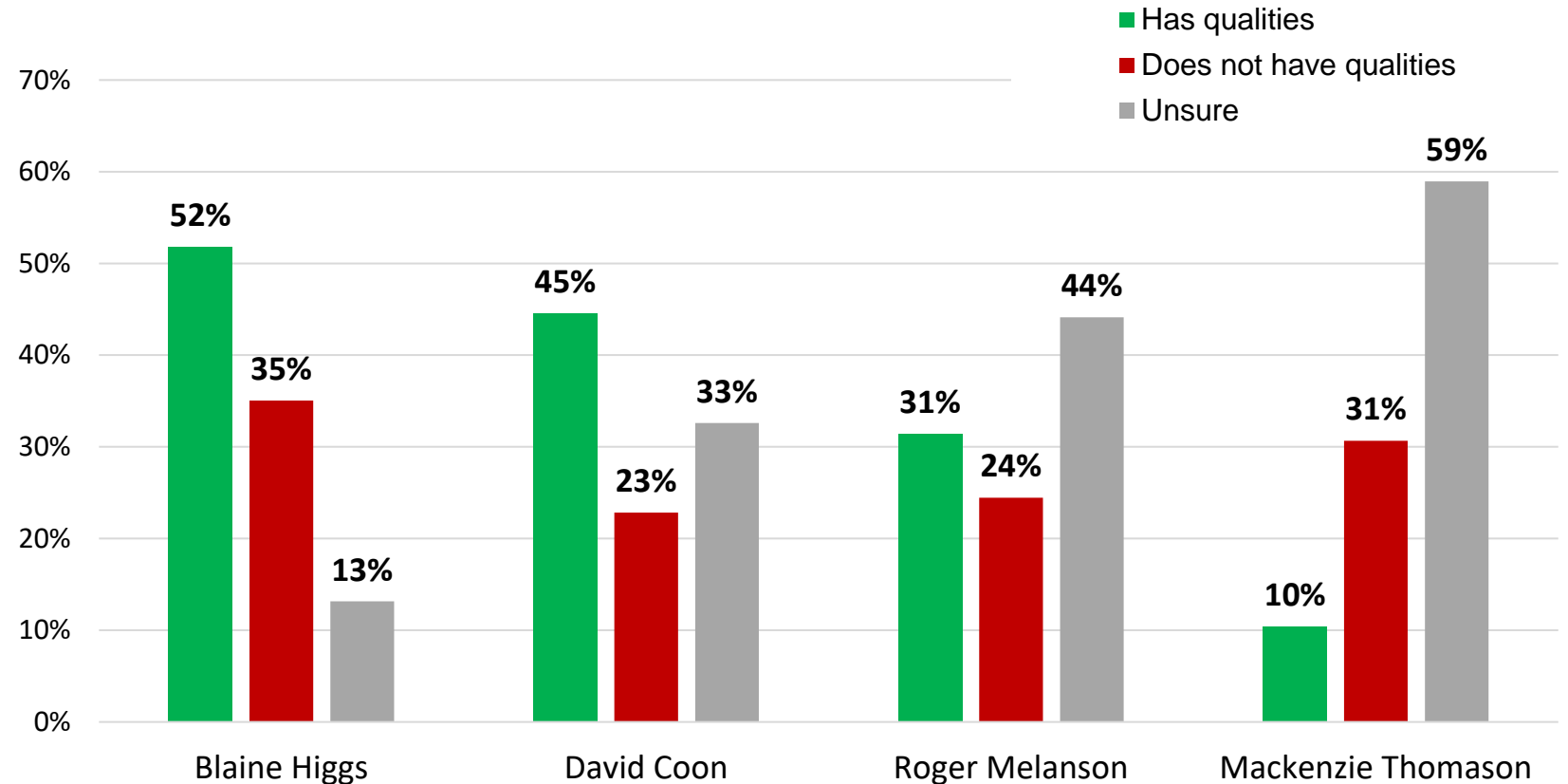
Ottawa: (613) 234-4666 x 237

Washington DC: (202) 697-9924


nik@nanos.co

Subscribe to the Nanos data portals to get access to detailed demographic and regional breakdowns.

*New Brunswick – Qualities of a good political leader
(April 2022, n=423)*



METHODOLOGY



Nanos conducted a hybrid random survey of 423 residents of New Brunswick, 18 years of age or older, between April 7th and 11th, 2022 as part of an omnibus survey. Three hundred randomly selected individuals were recruited using a dual frame land- and cell-line RDD sample and administered the survey by live agents; 123 individuals were recruited by means of dual frame land- and cell-line RDD sample and administered the survey online.

The results were statistically checked and weighted by age and gender using the latest Census information and the sample is geographically stratified to be representative of Canada.

Individuals were randomly called using random digit dialling with a maximum of five call backs.

The margin of error for a random survey of 423 New Brunswick residents is ± 4.8 percentage points, 19 times out of 20.

TECHNICAL NOTE

Element	Description	Element	Description
Research sponsor	Nanos	Weighting of Data	The results were weighted by age and gender using the latest Census information (2016) and the sample is geographically stratified to ensure a distribution across all regions of New Brunswick. See tables for full weighting disclosure
Population and Final Sample Size	423 randomly selected individuals.	Screening	Screening ensured potential respondents did not work in the market research industry, in the advertising industry, in the media or a political party prior to administering the survey to ensure the integrity of the data.
Source of Sample	Nanos Panel	Excluded Demographics	Individuals younger than 18 years old; individuals without land or cell lines, and individuals without internet access could not participate.
Type of Sample	Probability	Stratification	By age and gender using the latest Census information (2016) and the sample is geographically stratified to be representative of New Brunswick.
Margin of Error	±4.8 percentage points, 19 times out of 20.	Estimated Response Rate	Five percent, consistent with industry norms.
Mode of Survey	RDD dual frame (land- and cell-lines) hybrid telephone and online survey	Question Order	Question order in the preceding report reflects the order in which they appeared in the original questionnaire.
Sampling Method Base	The sample included both land- and cell-lines RDD (Random Digit Dialed) across New Brunswick.	Question Content	Topics on the omnibus ahead of the survey content included: views on political issues.
Demographics (Captured)	Men and Women; 18 years and older. Six digit postal code was used to validate geography.	Question Wording	The questions in the preceding report are written exactly as they were asked to individuals.
Fieldwork/Validation	Individuals were recruited using live interviews with live supervision to validate work, the research questions were administered by telephone for 300 individuals and online for 123 individuals.	Research/Data Collection Supplier	Nanos Research
Number of Calls	Maximum of five call backs to those recruited.	Contact	Contact Nanos Research for more information or with any concerns or questions. http://www.nanos.co Telephone:(613) 234-4666 ext. 237 Email: info@nanosresearch.com.
Time of Calls	Individuals recruited were called between 12-5:30 pm and 6:30-9:30pm local time for the respondent.		
Field Dates	April 7 th to 11 th , 2022.		
Language of Survey	The survey was conducted in both English and French.		
Standards	Nanos Research is a member of the Canadian Research Insights Council (CRIC) and confirms that this research fully complies with all CRIC Standards including the CRIC Public Opinion Research Standards and Disclosure Requirements. https://canadianresearchinsightscouncil.ca/standards/		

ABOUT NANOS



nanos dimap analytika



NANOS RUTHERFORD MCKAY & Co.

As one of North America's premier market and public opinion research firms, we put strategic intelligence into the hands of decision makers. The majority of our work is for private sector and public facing organizations and ranges from market studies, managing reputation through to leveraging data intelligence. Nanos Research offers a vertically integrated full service quantitative and qualitative research practice to attain the highest standards and the greatest control over the research process. www.nanos.co

This international joint venture between dimap and Nanos brings together top research and data experts from North American and Europe to deliver exceptional data intelligence to clients. The team offers data intelligence services ranging from demographic and sentiment microtargeting; consumer sentiment identification and decision conversion; and, data analytics and profiling for consumer persuasion. www.nanosdimap.com

NRM is an affiliate of Nanos Research and Rutherford McKay Associates. Our service offerings are based on decades of professional experience and extensive research and include public acceptance and engagement, communications audits, and narrative development. www.nrmpublicaffairs.com

TRACK RECORD

Question: If a FEDERAL election were held today, could you please rank your top two current local voting preferences? [First ranked response]

Source: CTV, Globe, Nanos nightly election tracking ending September 19th, 2021.

**RELEASED ON SUNDAY
SEPTEMBER 19TH
AT 2200 ET**

A national dual-frame (land+cell) random telephone survey is conducted nightly by Nanos Research throughout the campaign using live agents.

Contact: Nik Nanos
nik@nanos.co
Website: www.nanos.co
Methodology:
www.nanos.co/method

Subscribe to the Nanos data portals to get access to detailed demographic and regional breakdowns.

UNDECIDED
9.0% Saturday/Sunday Only
8.2% Sunday Only



Party	Saturday 18 th & Sunday 19 th	Sunday 19 th Only ELXN CALL	Election Results	Variance from ELXN CALL
Conservative	32.0%	31.2%	33.7%	-2.5
Liberal	31.5%	32.4%	32.6%	-0.2
NDP	19.0%	17.5%	17.8%	-0.3
BQ	7.3%	7.5%	7.6%	-0.1
PPC	5.1%	6.6%	4.9%	+1.7
GPC	4.6%	4.5%	2.3%	+2.2
Other	0.5%	0.3%	1.1%	-0.8
Decided Voters	n=1,513	n=766		
Margin of Error 19 times out of 20	±2.5	±3.6		

Margin of Error for Research

Factoring the margin of error for the national random sample administered by Nanos, Liberal support may be as high as 36.0% or as low as 28.8%. Likewise, support for the Conservatives may be as high as 34.8% or as low as 27.6%.

Key Takeaways

1. All of the Nanos estimates were within the reported margin of error for the election call.
2. Both the Sat/Sun sample and the Sunday only election call samples showed a tight race which manifested itself in the final result.
3. The total error for the six parties plus Others is 7.8 for an average error of about 1.1 percent.

NANOS DATA PORTALS

Explore over 4000 trendlines and customize charts with the new Nanos subscriber data portal

Nanos Research is pleased to announce the release of a new and improved subscriber data portal. With greater functionality, integrated user experience and more data, now you can search and call up over 2,000 trendlines on a variety of political, economic, social and public policy issues.

It also includes nightly ballot tracking during the federal election.

The enhanced functionality of this new data portal includes:

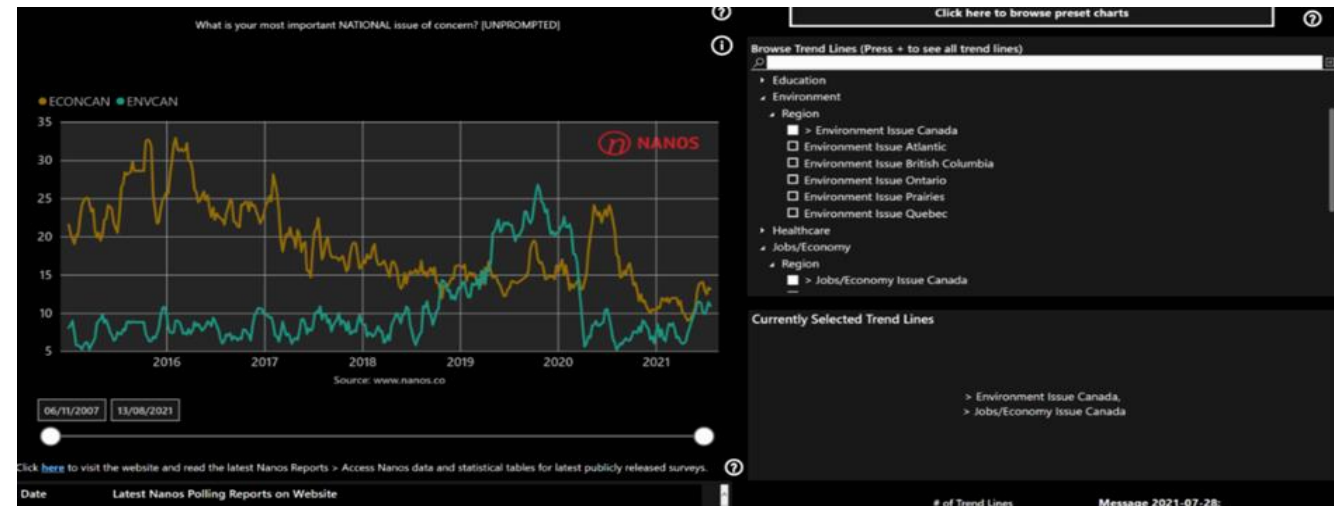
- Pre-set charts for easy navigation by age, region and demographic
- The ability to create customized charts that integrate political, economic, social and public policy sentiment
- An intuitive sliding date filter for the chart
- A new search function that lets you browse the more than 2400 available trendlines
- A news feed for our latest Nanos survey insights

[Subscribe now](#) for just \$5 a month (\$60 for a 12-month subscription) to have unlimited access

Sample pre-set charts page



Build your own custom chart page





2022-2139 – New-Brunswick Omni – Political – STAT SHEET

			Region				Gender		Age			Urban Rural	
			New Brunswick 2022-04	Moncton and area	North	South	Male	Female	18 to 34	35 to 54	55 plus	Urban	Rural
Question - What is your most important PROVINCIAL issue of concern? [OPEN] [UNPROMPTED]	Total	Unwgt N	400	95	138	167	216	184	57	122	221	225	175
		Wgt N	374	87	122	165	187	187	78	129	167	209	165
	Healthcare	%	33.5	34.9	40.1	27.8	29.6	37.3	24.2	37.3	34.8	33.9	32.9
	Education	%	2.9	2.1	4.1	2.4	4.4	1.4	5.1	3.1	1.7	4.2	1.2
	Jobs/economy	%	6.6	9.3	7.3	4.6	7.2	5.9	11.3	6.0	4.7	5.8	7.5
	Debt/deficit	%	2.8	2.0	1.6	4.1	4.9	0.7	2.4	4.3	1.8	2.6	3.0
	High taxes	%	3.8	4.4	1.8	4.8	4.9	2.7	2.4	2.3	5.6	4.1	3.3
	Gas prices	%	1.7	1.3	2.8	1.2	2.0	1.5	0.0	3.8	1.0	1.8	1.7
	Environment	%	2.6	1.6	2.9	2.9	4.4	0.9	2.7	1.6	3.3	3.8	1.2
	Pipelines/energy	%	0.5	0.0	0.0	1.2	0.5	0.5	1.2	0.8	0.0	0.9	0.0
	Immigration	%	0.4	1.2	0.5	0.0	0.9	0.0	0.0	0.8	0.4	0.3	0.6
	Seniors issues	%	1.5	1.6	1.6	1.3	0.7	2.3	2.8	0.0	2.0	1.3	1.7
	Cost of living/inflation	%	8.2	6.4	6.2	10.6	10.5	5.9	11.2	9.1	6.1	7.1	9.5
	Change gov't	%	0.5	0.0	0.0	1.1	0.0	1.0	0.0	0.8	0.5	0.5	0.5
	Indigenous issues/land claim	%	0.6	2.5	0.0	0.0	0.0	1.1	2.7	0.0	0.0	0.0	1.3
	Other	%	1.8	0.8	1.4	2.6	2.8	0.9	2.7	0.0	2.8	1.2	2.6
	Family issues/childcare	%	0.9	0.0	0.9	1.3	0.6	1.2	4.3	0.0	0.0	1.6	0.0
	Housing/Cost of housing	%	6.8	6.3	5.2	8.4	4.3	9.4	4.0	5.9	8.9	6.5	7.3
	Foreign/International affairs/war	%	1.0	2.0	0.0	1.2	1.5	0.5	0.0	1.6	1.0	0.9	1.1
	Freedom of speech/individual freedom	%	1.0	0.8	0.9	1.1	1.1	0.9	1.5	0.8	0.9	1.3	0.6
	Carbon tax	%	0.6	1.5	0.7	0.0	1.2	0.0	1.7	0.7	0.0	0.6	0.5
	Coronavirus	%	11.1	7.8	10.6	13.2	8.4	13.8	6.2	13.3	11.7	12.2	9.7
	No issue	%	1.8	1.6	1.2	2.2	1.3	2.2	0.0	1.5	2.7	1.5	2.1
	Infrastructure	%	1.4	1.6	1.6	1.2	1.7	1.2	1.2	0.8	2.0	1.0	2.0
	Bilingualism	%	1.6	2.0	1.6	1.3	0.9	2.2	2.8	1.8	0.8	2.2	0.8
	Forestry	%	0.4	0.0	0.5	0.5	0.8	0.0	0.0	0.0	0.9	0.0	0.9
	Social assistance	%	1.7	2.7	1.5	1.3	0.0	3.4	5.1	1.8	0.0	1.6	1.8
	Politics/government	%	1.3	1.3	0.9	1.5	1.5	1.1	1.5	0.9	1.5	0.4	2.4
	Law enforcement	%	0.4	0.0	1.1	0.0	0.3	0.4	0.0	0.0	0.8	0.3	0.5
	Unsure	%	2.7	4.0	2.7	2.1	3.9	1.6	2.9	1.0	4.0	2.3	3.3

Nanos conducted an RDD dual frame (land- and cell- lines) hybrid telephone and online random survey of 423 residents of New-Brunswick, 18 years of age or older, between April 7th and 11th, 2022. The margin of error this survey is ± 4.8 percentage points, 19 times out of 20.

www.nanos.co



2022-2139 – New-Brunswick Omni – Political – STAT SHEET

For each of the following provincial political parties, please tell me if you would consider or not consider voting for it. [RANDOMIZE]

			Region				Gender		Age			Urban Rural	
			New Brunswick 2022-04	Moncton and area	North	South	Male	Female	18 to 34	35 to 54	55 plus	Urban	Rural
Question - New Brunswick Liberal Party	Total	Unwgt N	423	101	146	176	224	199	64	127	232	239	184
		Wgt N	400	95	130	175	194	206	90	134	176	226	174
	Yes, would consider	%	53.5	63.4	62.3	41.5	49.4	57.3	51.1	59.4	50.1	52.8	54.3
	No, would not consider	%	35.1	27.3	27.6	45.0	39.2	31.3	36.2	31.7	37.2	35.3	35.0
	Unsure	%	11.4	9.3	10.1	13.5	11.4	11.3	12.6	8.9	12.6	11.9	10.7

For each of the following provincial political parties, please tell me if you would consider or not consider voting for it. [RANDOMIZE]

			Region				Gender		Age			Urban Rural	
			New Brunswick 2022-04	Moncton and area	North	South	Male	Female	18 to 34	35 to 54	55 plus	Urban	Rural
Question - Progressive Conservative Party of New Brunswick	Total	Unwgt N	423	101	146	176	224	199	64	127	232	239	184
		Wgt N	400	95	130	175	194	206	90	134	176	226	174
	Yes, would consider	%	51.0	46.0	46.2	57.3	58.6	43.8	48.5	48.1	54.5	49.5	53.0
	No, would not consider	%	36.7	44.0	42.5	28.4	32.1	41.1	34.3	42.1	33.8	36.0	37.6
	Unsure	%	12.3	9.9	11.3	14.3	9.3	15.1	17.2	9.8	11.7	14.5	9.4

For each of the following provincial political parties, please tell me if you would consider or not consider voting for it. [RANDOMIZE]

			Region				Gender		Age			Urban Rural	
			New Brunswick 2022-04	Moncton and area	North	South	Male	Female	18 to 34	35 to 54	55 plus	Urban	Rural
Question - New Brunswick Democratic Party	Total	Unwgt N	423	101	146	176	224	199	64	127	232	239	184
		Wgt N	400	95	130	175	194	206	90	134	176	226	174
	Yes, would consider	%	29.5	34.1	27.8	28.2	25.9	32.9	49.9	28.6	19.7	31.1	27.4
	No, would not consider	%	51.8	56.1	49.1	51.5	59.6	44.4	30.5	53.6	61.4	52.4	51.0
	Unsure	%	18.7	9.8	23.1	20.3	14.4	22.7	19.6	17.8	18.9	16.5	21.6

Nanos conducted an RDD dual frame (land- and cell- lines) hybrid telephone and online random survey of 423 residents of New-Brunswick, 18 years of age or older, between April 7th and 11th, 2022. The margin of error this survey is ± 4.8 percentage points, 19 times out of 20.

www.nanos.co



2022-2139 – New-Brunswick Omni – Political – STAT SHEET

For each of the following provincial political parties, please tell me if you would consider or not consider voting for it. [RANDOMIZE]

			Region				Gender		Age			Urban Rural	
			New Brunswick 2022-04	Moncton and area	North	South	Male	Female	18 to 34	35 to 54	55 plus	Urban	Rural
Question - New Brunswick Green Party	Total	Unwgt N	423	101	146	176	224	199	64	127	232	239	184
		Wgt N	400	95	130	175	194	206	90	134	176	226	174
	Yes, would consider	%	37.4	38.2	37.0	37.3	32.7	41.9	53.7	43.0	24.8	37.5	37.4
	No, would not consider	%	50.2	45.2	50.6	52.8	56.4	44.4	37.0	48.0	58.8	49.5	51.3
	Unsure	%	12.3	16.6	12.4	10.0	10.9	13.7	9.3	9.1	16.4	13.1	11.4

			Region				Gender		Age			Urban Rural	
			New Brunswick 2022-04	Moncton and area	North	South	Male	Female	18 to 34	35 to 54	55 plus	Urban	Rural
Question - [VOTE PROFILE] For those parties you would consider voting for PROVINCIAL, could you please rank your top two current local preferences? [UNPROMPTED] OR [IF UNDECIDED] Are you currently leaning towards any particular PROVINCIAL party? If you are, which party would that be? [UNPROMPTED]	Total	Unwgt N	423	101	146	176	224	199	64	127	232	239	184
		Wgt N	400	95	130	175	194	206	90	134	176	226	174
	New Brunswick Liberal Party	%	34.3	44.7	39.1	25.1	28.7	39.6	31.1	38.4	32.8	32.6	36.5
	Progressive Conservative Party of New Brunswick	%	32.4	25.4	29.7	38.1	40.8	24.4	17.7	33.5	39.0	32.6	32.0
	New Brunswick Democratic Party	%	7.6	6.4	5.2	10.1	3.5	11.6	18.8	2.4	5.9	7.8	7.5
	New Brunswick Green Party	%	12.6	16.8	11.6	11.1	12.1	13.0	17.9	13.9	8.9	13.0	12.0
	People's Alliance Party	%	1.1	1.1	0.0	1.9	1.1	1.1	2.4	1.6	0.0	1.9	0.0
	Other	%	0.4	0.0	0.0	0.9	0.9	0.0	0.0	0.0	0.9	0.7	0.0
	Undecided	%	11.6	5.7	14.4	12.8	12.9	10.4	12.1	10.2	12.4	11.3	12.0

Nanos conducted an RDD dual frame (land- and cell- lines) hybrid telephone and online random survey of 423 residents of New-Brunswick, 18 years of age or older, between April 7th and 11th, 2022. The margin of error this survey is ± 4.8 percentage points, 19 times out of 20.

www.nanos.co



2022-2139 – New-Brunswick Omni – Political – STAT SHEET

			Region				Gender		Age			Urban Rural	
			New Brunswick 2022-04	Moncton and area	North	South	Male	Female	18 to 34	35 to 54	55 plus	Urban	Rural
Question – BALLOT [DECIDED ONLY]	Total	Unwgt N	371	94	125	152	195	176	54	114	203	210	161
		Wgt N	354	90	111	153	169	185	79	120	154	201	153
	New Brunswick Liberal Party	%	38.8	47.4	45.7	28.8	33.0	44.2	35.4	42.8	37.5	36.8	41.5
	Progressive Conservative Party of New Brunswick	%	36.6	26.9	34.7	43.7	46.8	27.2	20.1	37.4	44.5	36.8	36.3
	New Brunswick Democratic Party	%	8.6	6.8	6.1	11.6	4.0	12.9	21.4	2.6	6.8	8.7	8.5
	New Brunswick Green Party	%	14.2	17.8	13.5	12.7	13.9	14.5	20.4	15.5	10.1	14.7	13.7
	People's Alliance Party	%	1.2	1.2	0.0	2.1	1.2	1.2	2.7	1.7	0.0	2.1	0.0
	Other	%	0.5	0.0	0.0	1.1	1.0	0.0	0.0	0.0	1.1	0.8	0.0

As you may know, at the provincial level, [ROTATE] Roger Melanson is the leader of Liberal Party, Blaine Higgs is the leader of the Progressive Conservative Party, Mackenzie Thomason is the leader of the NDP, and David Coon is the leader of the Green Party. Of the current provincial political party leaders, could you please rank your top two current preferences for Premier of New Brunswick? [ROTATE PARTY LEADERS]

			Region				Gender		Age			Urban Rural	
			New Brunswick 2022-04	Moncton and area	North	South	Male	Female	18 to 34	35 to 54	55 plus	Urban	Rural
Question - Rank 1	Total	Unwgt N	423	101	146	176	224	199	64	127	232	239	184
		Wgt N	400	95	130	175	194	206	90	134	176	226	174
	Roger Melanson	%	12.8	16.6	17.5	7.2	11.3	14.2	7.2	19.3	10.7	12.0	13.8
	Blaine Higgs	%	35.7	26.5	30.2	44.8	40.5	31.2	21.3	31.8	46.1	37.3	33.6
	Mackenzie Thomason	%	3.0	4.1	3.3	2.3	2.6	3.5	5.7	1.5	2.9	3.5	2.4
	David Coon	%	16.1	20.6	11.9	16.8	16.5	15.8	17.6	19.9	12.4	15.4	17.0
	None of the above	%	11.2	9.0	12.9	11.2	8.7	13.6	15.0	9.1	10.9	11.7	10.6
	Unsure	%	21.1	23.2	24.2	17.7	20.5	21.7	33.2	18.4	16.9	20.1	22.5

Nanos conducted an RDD dual frame (land- and cell- lines) hybrid telephone and online random survey of 423 residents of New-Brunswick, 18 years of age or older, between April 7th and 11th, 2022. The margin of error this survey is ± 4.8 percentage points, 19 times out of 20.

www.nanos.co



2022-2139 – New-Brunswick Omni – Political – STAT SHEET

As you may know, at the provincial level, [ROTATE] Roger Melanson is the leader of Liberal Party, Blaine Higgs is the leader of the Progressive Conservative Party, Mackenzie Thomason is the leader of the NDP, and David Coon is the leader of the Green Party. Of the current provincial political party leaders, could you please rank your top two current preferences for Premier of New Brunswick? [ROTATE PARTY LEADERS]

			Region				Gender		Age			Urban Rural	
			New Brunswick 2022-04	Moncton and area	North	South	Male	Female	18 to 34	35 to 54	55 plus	Urban	Rural
Question - Rank 2	Total	Unwgt N	219	54	72	93	116	103	33	78	108	119	100
		Wgt N	211	52	66	93	103	108	46	82	82	114	96
	Roger Melanson	%	24.7	29.8	26.0	20.9	33.9	15.9	23.4	28.7	21.4	23.6	25.9
	Blaine Higgs	%	10.2	13.2	10.0	8.6	11.1	9.2	7.4	17.4	4.4	10.0	10.3
	Mackenzie Thomason	%	8.2	2.7	10.8	9.5	9.0	7.5	17.7	6.3	4.9	7.6	9.0
	David Coon	%	24.1	28.0	29.7	17.9	15.3	32.6	24.1	22.1	26.1	26.0	21.9
	None of the above	%	4.0	2.3	5.0	4.3	0.8	7.1	8.7	2.6	2.8	4.2	3.9
	Unsure	%	28.8	24.0	18.5	38.8	29.9	27.7	18.7	22.9	40.3	28.6	28.9

For each of the following provincial political party leaders, do you think they have or do not have the qualities to be a good political leader? [RANDOMIZE]

			Region				Gender		Age			Urban Rural	
			New Brunswick 2022-04	Moncton and area	North	South	Male	Female	18 to 34	35 to 54	55 plus	Urban	Rural
Question - Roger Melanson	Total	Unwgt N	423	101	146	176	224	199	64	127	232	239	184
		Wgt N	400	95	130	175	194	206	90	134	176	226	174
	Has qualities	%	31.4	49.4	31.8	21.4	30.6	32.2	27.2	39.3	27.6	32.1	30.5
	Does not have qualities	%	24.4	18.8	22.4	29.0	32.2	17.2	16.6	21.9	30.4	23.7	25.5
	Unsure	%	44.1	31.8	45.8	49.6	37.2	50.6	56.2	38.8	42.0	44.2	44.0

For each of the following provincial political party leaders, do you think they have or do not have the qualities to be a good political leader? [RANDOMIZE]

			Region				Gender		Age			Urban Rural	
			New Brunswick 2022-04	Moncton and area	North	South	Male	Female	18 to 34	35 to 54	55 plus	Urban	Rural
Question - Blaine Higgs	Total	Unwgt N	423	101	146	176	224	199	64	127	232	239	184
		Wgt N	400	95	130	175	194	206	90	134	176	226	174
	Has qualities	%	51.8	51.9	48.7	54.0	56.4	47.5	40.5	52.7	56.9	51.7	51.9
	Does not have qualities	%	35.0	35.7	40.9	30.4	29.5	40.3	45.7	34.2	30.2	34.8	35.4
	Unsure	%	13.2	12.4	10.4	15.6	14.2	12.2	13.8	13.1	12.9	13.5	12.7

Nanos conducted an RDD dual frame (land- and cell- lines) hybrid telephone and online random survey of 423 residents of New-Brunswick, 18 years of age or older, between April 7th and 11th, 2022. The margin of error this survey is ± 4.8 percentage points, 19 times out of 20.

www.nanos.co



2022-2139 – New-Brunswick Omni – Political – STAT SHEET

For each of the following provincial political party leaders, do you think they have or do not have the qualities to be a good political leader? [RANDOMIZE]

			Region				Gender		Age			Urban Rural	
			New Brunswick 2022-04	Moncton and area	North	South	Male	Female	18 to 34	35 to 54	55 plus	Urban	Rural
Question - Mackenzie Thomason	Total	Unwgt N	423	101	146	176	224	199	64	127	232	239	184
		Wgt N	400	95	130	175	194	206	90	134	176	226	174
	Has qualities	%	10.4	12.7	10.0	9.5	9.3	11.5	23.7	7.1	6.0	11.2	9.4
	Does not have qualities	%	30.7	27.0	30.0	33.1	41.2	20.7	22.0	35.0	31.8	25.8	36.9
	Unsure	%	58.9	60.3	60.0	57.4	49.5	67.8	54.3	57.9	62.2	63.0	53.7

For each of the following provincial political party leaders, do you think they have or do not have the qualities to be a good political leader? [RANDOMIZE]

			Region				Gender		Age			Urban Rural	
			New Brunswick 2022-04	Moncton and area	North	South	Male	Female	18 to 34	35 to 54	55 plus	Urban	Rural
Question - David Coon	Total	Unwgt N	423	101	146	176	224	199	64	127	232	239	184
		Wgt N	400	95	130	175	194	206	90	134	176	226	174
	Has qualities	%	44.6	49.7	40.3	44.9	43.0	46.0	45.2	48.2	41.5	45.3	43.6
	Does not have qualities	%	22.8	21.8	21.1	24.7	27.6	18.3	16.2	20.6	28.0	22.1	23.8
	Unsure	%	32.6	28.5	38.5	30.4	29.4	35.6	38.7	31.3	30.5	32.6	32.6

Nanos conducted an RDD dual frame (land- and cell- lines) hybrid telephone and online random survey of 423 residents of New-Brunswick, 18 years of age or older, between April 7th and 11th, 2022. The margin of error this survey is ± 4.8 percentage points, 19 times out of 20.

www.nanos.co