

Canadians more likely to support increasing economic sanctions rather than going to war with Russia over Ukraine.

Key Findings



ECONOMIC SANCTIONS

There is strong support among Canadians (63% support, 20% somewhat support) for increasing economic sanctions and actions against Russia even if it resulted in a prolonged series of price increases. Younger Canadians were less likely to support (47%) or somewhat support this (21%).



GOING TO WAR WITH RUSSIA

While Canadians are more likely to oppose (32%) or somewhat oppose (13%) going to war with Russia over Ukraine rather support (21%) or somewhat support (26%) this, support is stronger when asked about going to war with Russia if it invades another country other than Ukraine (41% support 25% somewhat support).



AIRLIFTING UKRAINIAN REFUGEES

A majority of Canadians support (58%) or somewhat support (27%) using Canadian tax dollars to airlift Ukrainian refugees to Canada. Just over one in ten oppose (six per cent) or somewhat oppose (eight per cent) this.

Key Findings



ACCEPTING UKRAINIAN REFUGEES

About four in ten Canadians, each, say that we should accept more Ukrainian refugees (44%) or the same amount (41%) compared to Syrian refugees, while under one in ten (seven per cent) say we should accept fewer.



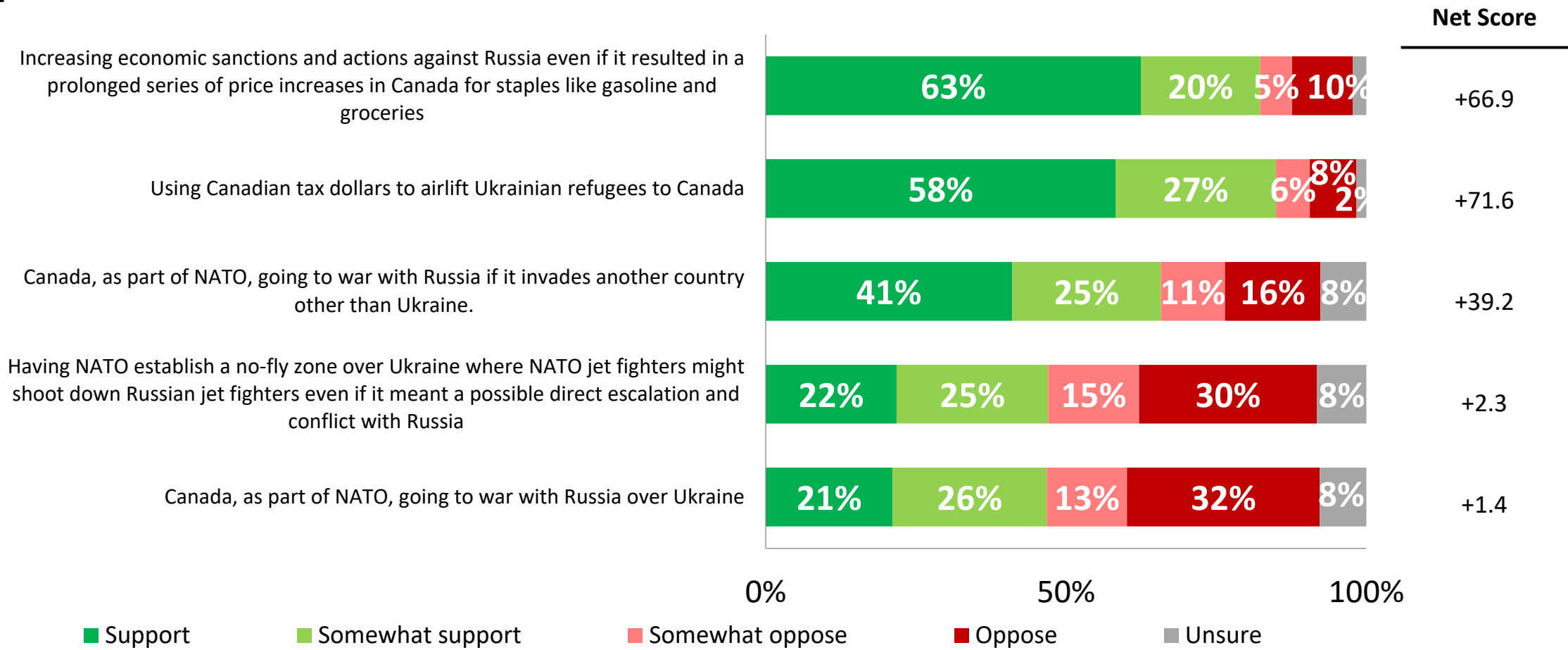
ESTABLISHING NO-FLY ZONE

Canadians are split on whether or not they support having NATO establish a no-fly zone over Ukraine, with under one in two who support (22%) or somewhat support (25%) this, and under one in two who oppose (30%) or somewhat oppose (15%) this.

Support for actions from Canada to support Ukraine

Q

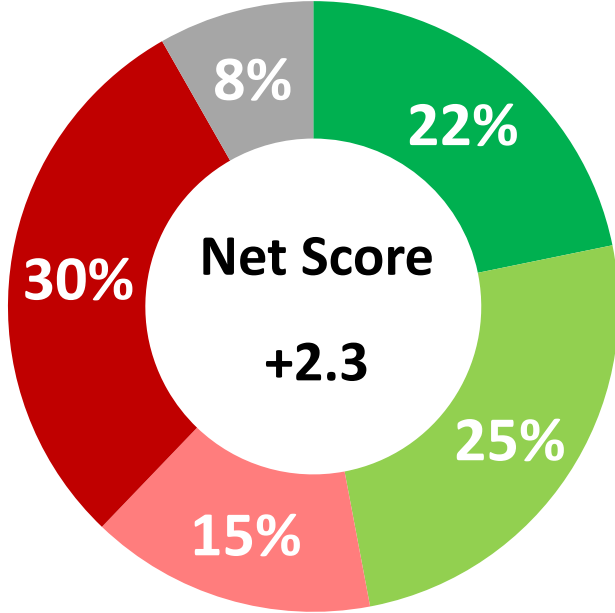
Do you support, somewhat support, somewhat oppose or oppose the following: [RANDOMIZE Q1-Q6]



*Weighted to the true population proportion.
 *Charts may not add up to 100 due to rounding.
 *The net score is the difference between all positive and negative numbers in a question.

Source: Nanos Research, RDD dual frame hybrid telephone and online random survey, March 18th to 20th, 2022, n=1000, accurate 3.1 percentage points plus or minus, 19 times out of 20.

Support for establishing a no-fly zone over Ukraine



- Support
- Somewhat support
- Somewhat oppose
- Oppose
- Unsure

*Weighted to the true population proportion.
 *Charts may not add up to 100 due to rounding.
 *The net score is the difference between all positive and negative numbers in a question.

Source: Nanos Research, RDD dual frame hybrid telephone and online random survey, March 18th to 20th, 2022, n=1000, accurate 3.1 percentage points plus or minus, 19 times out of 20.

Q

Do you support, somewhat support, somewhat oppose or oppose the following: [RANDOMIZE Q1-Q6]

Having NATO establish a no-fly zone over Ukraine where NATO jet fighters might shoot down Russian jet fighters even if it meant a possible direct escalation and conflict with Russia

“

Canadians are split on whether or not they support establishing a no-fly zone over Ukraine with under one in two who support (22%) or somewhat support (25%) this and under one in two who oppose (30%) or somewhat oppose this (15%).

”

Support for establishing a no-fly zone over Ukraine by demographics

Q Do you support, somewhat support, somewhat oppose or oppose the following: [RANDOMIZE Q1-Q6]
Having NATO establish a no-fly zone over Ukraine where NATO jet fighters might shoot down Russian jet fighters even if it meant a possible direct escalation and conflict with Russia

Support/ Somewhat support

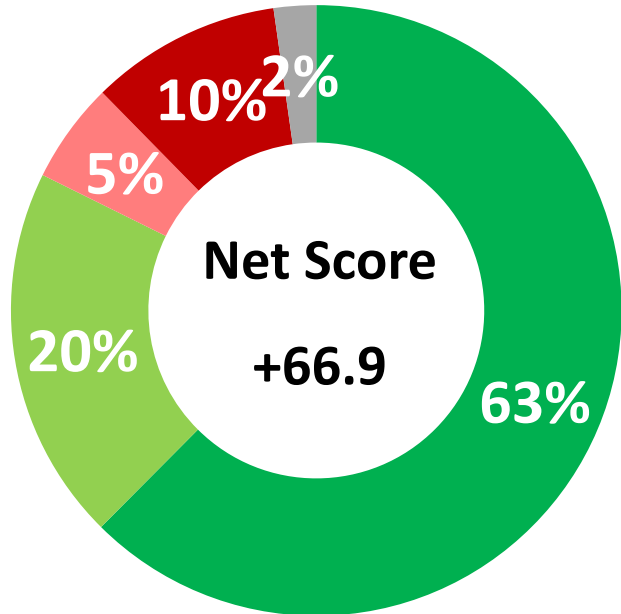
Atlantic (n=88)	Quebec (n=203)	Ontario (n=350)	Prairies (n=206)	BC (n=153)
64.1%	40.3%	45.6%	53.6%	45.4%
Men (n=531)	Women (n=469)	18 to 34 (n=203)	35 to 54 (n=413)	55 plus (n=384)
42.4%	51.4%	42.1%	50.6%	47.4%

Oppose/ Somewhat oppose

Atlantic (n=88)	Quebec (n=203)	Ontario (n=350)	Prairies (n=206)	BC (n=153)
32.3%	50.0%	46.1%	39.4%	45.0%
Men (n=531)	Women (n=469)	18 to 34 (n=203)	35 to 54 (n=413)	55 plus (n=384)
52.4%	37.4%	46.5%	40.8%	47.0%

*Weighted to the true population proportion.
 *Charts may not add up to 100 due to rounding.

Support for increasing economic sanctions against Russia



- Support
- Somewhat support
- Somewhat oppose
- Oppose
- Unsure

*Weighted to the true population proportion.
 *Charts may not add up to 100 due to rounding.
 *The net score is the difference between all positive and negative numbers in a question.

Source: Nanos Research, RDD dual frame hybrid telephone and online random survey, March 18th to 20th, 2022, n=1000, accurate 3.1 percentage points plus or minus, 19 times out of 20.

Q

Do you support, somewhat support, somewhat oppose or oppose the following: [RANDOMIZE Q1-Q6]

Increasing economic sanctions and actions against Russia even if it resulted in a prolonged series of price increases in Canada for staples like gasoline and groceries

“

A strong majority of Canadians support (63%) or somewhat support (20%) increasing economic sanctions against Russia. Younger Canadians (18-34) were more likely to oppose (16%) or somewhat oppose (12%) this than older Canadians (55 plus: six per cent oppose, three per cent somewhat oppose).

”

Support for increasing economic sanctions against Russia by demographics

Q

Do you support, somewhat support, somewhat oppose or oppose the following: [RANDOMIZE Q1-Q6]

Increasing economic sanctions and actions against Russia even if it resulted in a prolonged series of price increases in Canada for staples like gasoline and groceries

Support/ Somewhat support

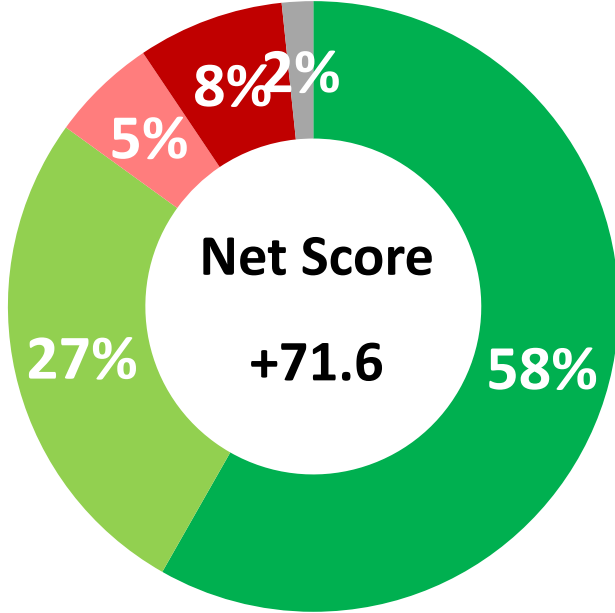
Atlantic (n=88)	Quebec (n=203)	Ontario (n=350)	Prairies (n=206)	BC (n=153)
83.9%	79.8%	85.4%	78.1%	82.9%
Men (n=531)	Women (n=469)	18 to 34 (n=203)	35 to 54 (n=413)	55 plus (n=384)
80.0%	84.6%	67.8%	85.9%	89.4%

Oppose/ Somewhat oppose

Atlantic (n=88)	Quebec (n=203)	Ontario (n=350)	Prairies (n=206)	BC (n=153)
14.2%	18.2%	12.4%	18.8%	15.6%
Men (n=531)	Women (n=469)	18 to 34 (n=203)	35 to 54 (n=413)	55 plus (n=384)
19.4%	11.6%	28.3%	13.0%	8.5%

*Weighted to the true population proportion.
*Charts may not add up to 100 due to rounding.

Support for using tax dollars to airlift Ukrainian refugees to Canada



- Support
- Somewhat support
- Somewhat oppose
- Oppose
- Unsure

*Weighted to the true population proportion.
 *Charts may not add up to 100 due to rounding.
 *The net score is the difference between all positive and negative numbers in a question.

Source: Nanos Research, RDD dual frame hybrid telephone and online random survey, March 18th to 20th, 2022, n=1000, accurate 3.1 percentage points plus or minus, 19 times out of 20.

Q

Do you support, somewhat support, somewhat oppose or oppose the following: [RANDOMIZE Q1-Q6]

Using Canadian tax dollars to airlift Ukrainian refugees to Canada

“

Over eight in ten Canadians support (58%) or somewhat support (27%) using Canadian tax dollars to airlift Ukrainian refugees to Canada. Support is lower among younger Canadians (18-34)(47% support, 27% somewhat support; compared to 67% support and 25% support for those 55 plus).

”

Support for using tax dollars to airlift Ukrainian refugees by demographics

Q

Do you support, somewhat support, somewhat oppose or oppose the following: [RANDOMIZE Q1-Q6]

Using Canadian tax dollars to airlift Ukrainian refugees to Canada

Support/ Somewhat support

Atlantic (n=88)	Quebec (n=203)	Ontario (n=350)	Prairies (n=206)	BC (n=153)
88.9%	82.0%	86.2%	86.3%	82.7%
Men (n=531)	Women (n=469)	18 to 34 (n=203)	35 to 54 (n=413)	55 plus (n=384)
82.8%	87.1%	73.8%	86.3%	91.6%

Oppose/ Somewhat oppose

Atlantic (n=88)	Quebec (n=203)	Ontario (n=350)	Prairies (n=206)	BC (n=153)
9.4%	15.1%	12.2%	12.5%	16.7%
Men (n=531)	Women (n=469)	18 to 34 (n=203)	35 to 54 (n=413)	55 plus (n=384)
16.3%	10.6%	23.7%	12.7%	6.7%

*Weighted to the true population proportion.

*Charts may not add up to 100 due to rounding.

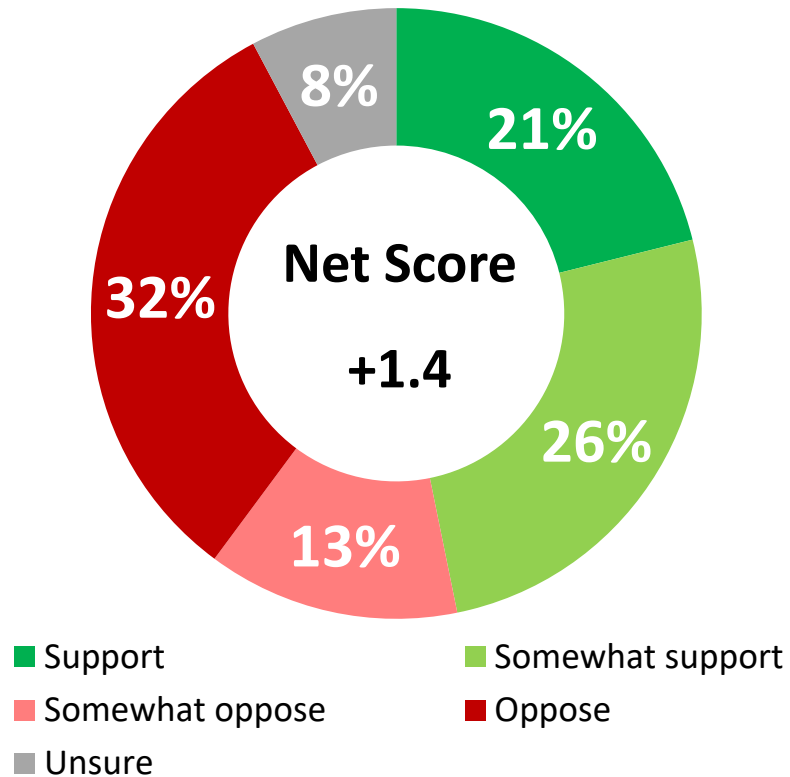
Source: Nanos Research, RDD dual frame hybrid telephone and online random survey, March 18th to 20th, 2022, n=1000, accurate 3.1 percentage points plus or minus, 19 times out of 20.

THE GLOBE AND MAIL

CTV NEWS

NANOS

Support for Canada going to war with Russia over Ukraine



*Weighted to the true population proportion.

*Charts may not add up to 100 due to rounding.

*The net score is the difference between all positive and negative numbers in a question.

Source: Nanos Research, RDD dual frame hybrid telephone and online random survey, March 18th to 20th, 2022, n=1000, accurate 3.1 percentage points plus or minus, 19 times out of 20.

Q

Do you support, somewhat support, somewhat oppose or oppose the following: [RANDOMIZE Q1-Q6]

Canada, as part of NATO, going to war with Russia over Ukraine

“

Canadians are split when it comes to their support or opposition to Canada going to war with Russia over Ukraine, with just under one in two who support (21%) or somewhat support (26%) it, and under one in two who oppose (32%) or somewhat oppose it (13%).

”

Support for Canada going to war with Russia over Ukraine by demographics

Q

Do you support, somewhat support, somewhat oppose or oppose the following: [RANDOMIZE Q1-Q6]

Canada, as part of NATO, going to war with Russia over Ukraine

Support/ Somewhat support

Atlantic (n=88)	Quebec (n=203)	Ontario (n=350)	Prairies (n=206)	BC (n=153)
62.0%	32.8%	52.5%	48.4%	45.0%
Men (n=531)	Women (n=469)	18 to 34 (n=203)	35 to 54 (n=413)	55 plus (n=384)
44.7%	48.8%	45.5%	46.7%	47.9%

Oppose/ Somewhat oppose

Atlantic (n=88)	Quebec (n=203)	Ontario (n=350)	Prairies (n=206)	BC (n=153)
30.9%	56.5%	41.9%	42.5%	47.7%
Men (n=531)	Women (n=469)	18 to 34 (n=203)	35 to 54 (n=413)	55 plus (n=384)
50.9%	40.2%	46.8%	45.3%	44.6%

*Weighted to the true population proportion.

*Charts may not add up to 100 due to rounding.

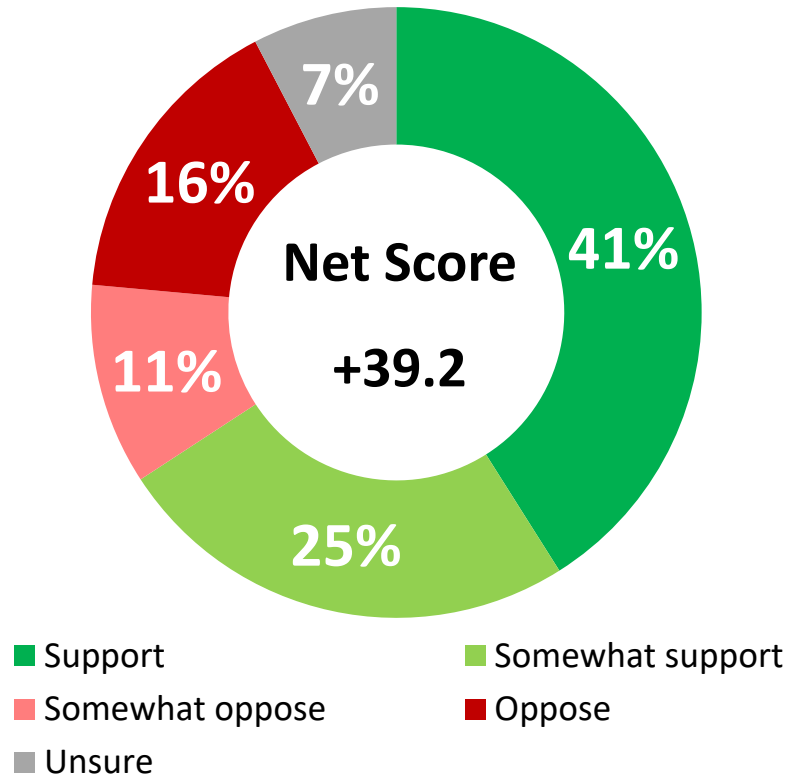
Source: Nanos Research, RDD dual frame hybrid telephone and online random survey, March 18th to 20th, 2022, n=1000, accurate 3.1 percentage points plus or minus, 19 times out of 20.

THE GLOBE AND MAIL

CTV NEWS

NANOS

Support for Canada going to war with Russia if it invades another country



*Weighted to the true population proportion.

*Charts may not add up to 100 due to rounding.

*The net score is the difference between all positive and negative numbers in a question.

Source: Nanos Research, RDD dual frame hybrid telephone and online random survey, March 18th to 20th, 2022, n=1000, accurate 3.1 percentage points plus or minus, 19 times out of 20.

Q

Do you support, somewhat support, somewhat oppose or oppose the following: [RANDOMIZE Q1-Q6]

Canada, as part of NATO, going to war with Russia if it invades another country other than Ukraine.

“

Two thirds of Canadians support or somewhat support going to war with Russia if it invades another country other than Ukraine. Support is stronger among older Canadians (55 plus)(44% support, 26% somewhat support) compared to younger Canadians (18 to 34)(31% support, 25% somewhat support).

”

Support for Canada going to war with Russia if it invades another country by demographics

Q

Do you support, somewhat support, somewhat oppose or oppose the following: [RANDOMIZE Q1-Q6]

Canada, as part of NATO, going to war with Russia if it invades another country other than Ukraine.

Support/ Somewhat support

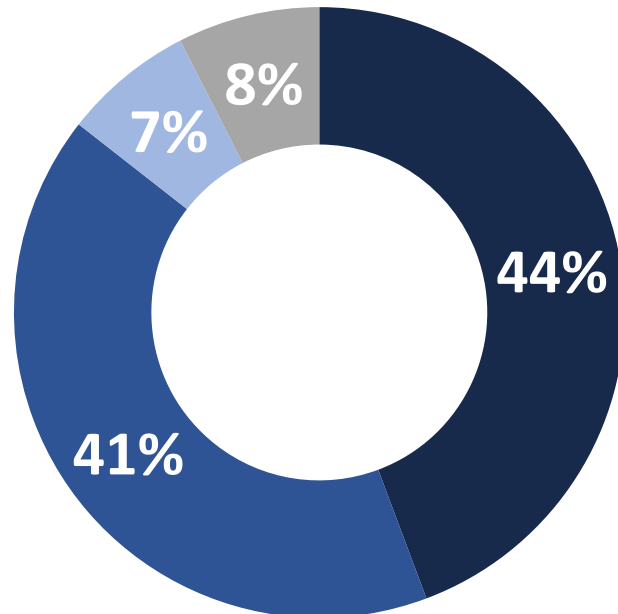
Atlantic (n=88)	Quebec (n=203)	Ontario (n=350)	Prairies (n=206)	BC (n=153)
71.0%	57.8%	68.4%	69.8%	64.2%
Men (n=531)	Women (n=469)	18 to 34 (n=203)	35 to 54 (n=413)	55 plus (n=384)
69.4%	62.4%	55.8%	69.0%	70.1%

Oppose/ Somewhat oppose

Atlantic (n=88)	Quebec (n=203)	Ontario (n=350)	Prairies (n=206)	BC (n=153)
20.0%	34.6%	24.9%	20.7%	28.7%
Men (n=531)	Women (n=469)	18 to 34 (n=203)	35 to 54 (n=413)	55 plus (n=384)
24.6%	28.5%	33.4%	23.4%	24.5%

*Weighted to the true population proportion.
*Charts may not add up to 100 due to rounding.

Canada accepting Ukrainian refugees



Accept more
 Accept the same

Accept fewer
 Unsure

Q As you may know, Canada accepted and settled over 70,000 Syrian refugees since 2015. Should the Government of Canada accept more, the same or fewer Ukrainian refugees?

“

Canadians are more likely to say Canada should accept more (44%) or the same (41%) among of Ukrainian refugees compared to Syrian refugees, than to say we should accept fewer (seven per cent).

”

*Weighted to the true population proportion.

*Charts may not add up to 100 due to rounding.

Source: Nanos Research, RDD dual frame hybrid telephone and online random survey, March 18th to 20th, 2022, n=1000, accurate 3.1 percentage points plus or minus, 19 times out of 20.

THE GLOBE AND MAIL*

CTV NEWS

NANOS

Canada accepting Ukrainian refugees by demographics

Q

As you may know, Canada accepted and settled over 70,000 Syrian refugees since 2015. Should the Government of Canada accept more, the same or fewer Ukrainian refugees?



		Accept more				
Atlantic (n=88)	Quebec (n=203)	Ontario (n=350)	Prairies (n=206)	BC (n=153)		
56.9%	36.1%	44.8%	52.2%	40.0%		
Men (n=531)	Women (n=469)	18 to 34 (n=203)	35 to 54 (n=413)	55 plus (n=384)		
46.3%	42.4%	42.7%	39.0%	50.1%		
		Accept the same				
Atlantic (n=88)	Quebec (n=203)	Ontario (n=350)	Prairies (n=206)	BC (n=153)		
28.7%	48.7%	40.8%	32.7%	47.6%		
Men (n=531)	Women (n=469)	18 to 34 (n=203)	35 to 54 (n=413)	55 plus (n=384)		
37.1%	45.3%	36.1%	45.9%	40.8%		

*Weighted to the true population proportion.

*Charts may not add up to 100 due to rounding.

Source: Nanos Research, RDD dual frame hybrid telephone and online random survey, March 18th to 20th, 2022, n=1000, accurate 3.1 percentage points plus or minus, 19 times out of 20.

THE GLOBE AND MAIL

CTV NEWS

NANOS

Nanos conducted an RDD dual frame (land- and cell-lines) hybrid telephone and online random survey of 1,000 Canadians, 18 years of age or older, between March 18th and 20th, 2022 as part of an omnibus survey. Participants were randomly recruited by telephone using live agents and administered a survey online. The sample included both land- and cell-lines across Canada. The results were statistically checked and weighted by age and gender using the latest Census information and the sample is geographically stratified to be representative of Canada.

Individuals randomly called using random digit dialling with a maximum of five call backs.

The margin of error for this survey is ± 3.1 percentage points, 19 times out of 20.

This study was commissioned by CTV News and the Globe and Mail and the research was conducted by Nanos Research.

Note: Charts may not add up to 100 due to rounding.



Element	Description	Element	Description
Research sponsor	CTV News and the Globe and Mail	Weighting of Data	The results were weighted by age and gender using the latest Census information (2016) and the sample is geographically stratified to ensure a distribution across all regions of Canada. See tables for full weighting disclosure
Population and Final Sample Size	1000 Randomly selected individuals.	Screening	Screening ensured potential respondents did not work in the market research industry, in the advertising industry, in the media or a political party prior to administering the survey to ensure the integrity of the data.
Source of Sample	Nanos Hybrid Probability Panel	Excluded Demographics	Individuals younger than 18 years old; individuals without land or cell lines, and individuals without internet access could not participate.
Type of Sample	Probability	Stratification	By age and gender using the latest Census information (2016) and the sample is geographically stratified to be representative of Canada. Smaller areas such as Atlantic Canada were marginally oversampled to allow for a minimum regional sample.
Margin of Error	±3.1 percentage points, 19 times out of 20.	Estimated Response Rate	14 percent, consistent with industry norms.
Mode of Survey	RDD dual frame (land- and cell-lines) hybrid telephone and online omnibus survey	Question Order	Question order in the preceding report reflects the order in which they appeared in the original questionnaire.
Sampling Method Base	The sample included both land- and cell-lines RDD (Random Digit Dialed) across Canada.	Question Content	Content ahead of this on the omnibus included questions on political issues and economic issues.
Demographics (Captured)	Atlantic Canada, Quebec, Ontario, Prairies, British Columbia; Men and Women; 18 years and older. Six digit postal code was used to validate geography.	Question Wording	The questions in the preceding report are written exactly as they were asked to individuals.
Fieldwork/Validation	Individuals were recruited using live interviews with live supervision to validate work, the research questions were administered online	Research/Data Collection Supplier	Nanos Research
Number of Calls	Maximum of five call backs to those recruited.	Contact	Contact Nanos Research for more information or with any concerns or questions. http://www.nanos.co Telephone:(613) 234-4666 ext. 237 Email: info@nanosresearch.com.
Time of Calls	Individuals recruited were called between 12-5:30 pm and 6:30-9:30pm local time for the respondent.		
Field Dates	March 18 th to 19 th , 2022.		
Language of Survey	The survey was conducted in both English and French.		
Standards	Nanos Research is a member of the Canadian Research Insights Council (CRIC) and confirms that this research fully complies with all CRIC Standards including the CRIC Public Opinion Research Standards and Disclosure Requirements. https://canadianresearchinsightscouncil.ca/standards/		



nanos dimap analytika



NANOS RUTHERFORD MCKAY & Co.

As one of North America's premier market and public opinion research firms, we put strategic intelligence into the hands of decision makers. The majority of our work is for private sector and public facing organizations and ranges from market studies, managing reputation through to leveraging data intelligence. Nanos Research offers a vertically integrated full service quantitative and qualitative research practice to attain the highest standards and the greatest control over the research process. www.nanos.co

This international joint venture between [dimap](http://www.dimap.com) and [Nanos](http://www.nanos.co) brings together top research and data experts from North American and Europe to deliver exceptional data intelligence to clients. The team offers data intelligence services ranging from demographic and sentiment microtargeting; consumer sentiment identification and decision conversion; and, data analytics and profiling for consumer persuasion. www.nanosdimap.com

NRM is an affiliate of Nanos Research and Rutherford McKay Associates. Our service offerings are based on decades of professional experience and extensive research and include public acceptance and engagement, communications audits, and narrative development. www.nrmpublicaffairs.com

ABOUT NANOS



TABULATIONS

2022-2114 – CTV/Globe/Nanos Survey – March Omni - STAT SHEET – Ukraine

Our next few questions are about the war in the Ukraine. Do you support, somewhat support, somewhat oppose or oppose the following: [RANDOMIZE Q1-Q6]

			Region					Gender		Age			
			Canada 2022-03	Atlantic	Quebec	Ontario	Prairies	British Columbia	Male	Female	18 to 34	35 to 54	55 plus
Question - Having NATO establish a no-fly zone over Ukraine where NATO jet fighters might shoot down Russian jet fighters even if it meant a possible direct escalation and conflict with Russia	Total	Unwgt N	1000	88	203	350	206	153	531	469	203	413	384
		Wgt N	1000	67	233	384	183	133	489	511	273	341	386
	Support	%	21.8	27.6	19.0	20.4	23.0	26.1	21.7	21.9	21.6	21.4	22.3
	Somewhat support	%	25.2	36.5	21.3	25.2	30.6	19.2	20.7	29.6	20.4	29.2	25.1
	Somewhat oppose	%	15.1	12.4	19.7	16.2	10.3	12.2	16.7	13.7	12.8	14.1	17.7
	Oppose	%	29.6	19.9	30.3	30.0	29.1	32.9	35.7	23.8	33.7	26.7	29.3
	Unsure	%	8.2	3.6	9.7	8.3	7.0	9.6	5.2	11.1	11.4	8.7	5.6

Our next few questions are about the war in the Ukraine. Do you support, somewhat support, somewhat oppose or oppose the following: [RANDOMIZE Q1-Q6]

			Region					Gender		Age			
			Canada 2022-03	Atlantic	Quebec	Ontario	Prairies	British Columbia	Male	Female	18 to 34	35 to 54	55 plus
Question - Increasing economic sanctions and actions against Russia even if it resulted in a prolonged series of price increases in Canada for staples like gasoline and groceries	Total	Unwgt N	1000	88	203	350	206	153	531	469	203	413	384
		Wgt N	1000	67	233	384	183	133	489	511	273	341	386
	Support	%	62.5	72.6	52.1	68.3	54.5	69.4	62.8	62.1	47.2	64.5	71.4
	Somewhat support	%	19.9	11.3	27.7	17.1	23.5	13.5	17.2	22.4	20.5	21.5	18.0
	Somewhat oppose	%	5.3	5.2	6.2	5.2	5.9	3.6	6.2	4.5	12.4	2.5	2.8
	Oppose	%	10.1	8.9	12.0	7.2	12.9	12.0	13.2	7.1	15.9	10.6	5.6
Unsure	%	2.2	1.9	2.1	2.3	3.1	1.5	0.6	3.8	3.9	1.0	2.1	

2022-2114 – CTV/Globe/Nanos Survey – March Omni - STAT SHEET – Ukraine

Our next few questions are about the war in the Ukraine. Do you support, somewhat support, somewhat oppose or oppose the following: [RANDOMIZE Q1-Q6]

			Region					Gender		Age			
			Canada 2022-03	Atlantic	Quebec	Ontario	Prairies	British Columbia	Male	Female	18 to 34	35 to 54	55 plus
Question - Using Canadian tax dollars to airlift Ukrainian refugees to Canada	Total	Unwgt N	1000	88	203	350	206	153	531	469	203	413	384
		Wgt N	1000	67	233	384	183	133	489	511	273	341	386
	Support	%	58.2	65.1	51.0	62.7	59.0	53.5	55.9	60.4	46.7	57.6	67.0
	Somewhat support	%	26.7	23.7	31.0	23.5	27.4	29.2	26.9	26.6	27.1	28.8	24.7
	Somewhat oppose	%	5.6	5.6	5.4	5.2	5.7	7.3	6.9	4.4	11.8	4.3	2.4
	Oppose	%	7.8	3.9	9.8	7.1	6.8	9.4	9.4	6.2	11.8	8.4	4.3
	Unsure	%	1.7	1.7	2.8	1.5	1.2	0.6	0.9	2.4	2.5	0.9	1.7

Our next few questions are about the war in the Ukraine. Do you support, somewhat support, somewhat oppose or oppose the following: [RANDOMIZE Q1-Q6]

			Region					Gender		Age			
			Canada 2022-03	Atlantic	Quebec	Ontario	Prairies	British Columbia	Male	Female	18 to 34	35 to 54	55 plus
Question - Canada, as part of NATO, going to war with Russia over Ukraine	Total	Unwgt N	1000	88	203	350	206	153	531	469	203	413	384
		Wgt N	1000	67	233	384	183	133	489	511	273	341	386
	Support	%	21.1	30.4	14.9	23.4	18.6	24.3	23.1	19.3	14.7	22.3	24.6
	Somewhat support	%	25.7	31.6	17.9	29.2	29.9	20.7	21.7	29.5	30.7	24.3	23.3
	Somewhat oppose	%	13.4	10.2	20.4	10.2	14.6	9.9	14.8	12.0	9.9	16.8	12.7
	Oppose	%	32.1	20.6	36.1	31.7	27.9	37.8	36.1	28.2	36.9	28.5	31.9
	Unsure	%	7.8	7.1	10.7	5.6	9.1	7.4	4.4	11.0	7.8	8.1	7.5

Our next few questions are about the war in the Ukraine. Do you support, somewhat support, somewhat oppose or oppose the following: [RANDOMIZE Q1-Q6]

			Region					Gender		Age			
			Canada 2022-03	Atlantic	Quebec	Ontario	Prairies	British Columbia	Male	Female	18 to 34	35 to 54	55 plus
Question - Canada, as part of NATO, going to war with Russia if it invades another country other than Ukraine	Total	Unwgt N	1000	88	203	350	206	153	531	469	203	413	384
		Wgt N	1000	67	233	384	183	133	489	511	273	341	386
	Support	%	41.0	45.0	32.6	45.0	42.7	39.8	47.2	35.2	31.0	45.8	43.9
	Somewhat support	%	24.8	26.0	25.2	23.3	27.0	24.4	22.2	27.2	24.7	23.2	26.2
	Somewhat oppose	%	10.7	8.4	13.4	12.1	7.6	6.9	8.1	13.1	12.7	8.9	10.7
	Oppose	%	15.9	11.7	21.1	12.8	13.1	21.7	16.4	15.4	20.7	14.5	13.8
	Unsure	%	7.6	9.0	7.6	6.7	9.5	7.2	6.0	9.2	10.8	7.6	5.4

2022-2114 – CTV/Globe/Nanos Survey – March Omni - STAT SHEET – Ukraine

			Region					Gender		Age			
			Canada 2022-03	Atlantic	Quebec	Ontario	Prairies	British Columbia	Male	Female	18 to 34	35 to 54	55 plus
Question - As you may know, Canada accepted and settled over 70,000 Syrian refugees since 2015. Should the Government of Canada accept more, the same or fewer Ukrainian refugees?	Total	Unwgt N	1000	88	203	350	206	153	531	469	203	413	384
		Wgt N	1000	67	233	384	183	133	489	511	273	341	386
	Accept more	%	44.3	56.9	36.1	44.8	52.2	40.0	46.3	42.4	42.7	39.0	50.1
	Accept the same	%	41.3	28.7	48.7	40.8	32.7	47.6	37.1	45.3	36.1	45.9	40.8
	Accept fewer	%	6.9	7.5	7.4	7.2	6.6	5.5	9.5	4.4	8.4	8.5	4.4
	Unsure	%	7.5	6.9	7.8	7.2	8.6	6.9	7.1	7.9	12.7	6.6	4.7