

A strong majority of Ontarians support provincial regulations that would require all zoos to have a license and meet animal welfare and public safety standards.

Key Findings



PROVINCIAL LEGISLATION

A strong majority of Ontarians support (88%) or somewhat support (9%) provincial regulations that would require all zoos to have a license and meet animal welfare and public safety standards. This is consistent across age, gender and regions. A strong majority also support (83%) or somewhat support (10%) provincial regulations to restrict the trade of exotic wild animals kept as pets which can pose a danger to human health.



OWNING EXOTIC WILD ANIMALS

About three in four Ontarians oppose (52%) or somewhat oppose (21%) their neighbour being allowed to own an exotic wild animal as a pet (e.g. parrots, snakes, wild cats). Ontarians aged 55 plus (59%) are more likely to oppose this than those aged 18 to 34 (44%).



IMPACT ON VOTE IN ON ELECTION

Just over one in two Ontarians say they would be more likely (25%) or somewhat more likely (29%) to vote for a political party in the upcoming Ontario election if they supported stronger animal protection laws and policies, while 39 per cent say it would not impact their vote. A greater proportion of women (30%) say they are more likely to vote for political party that supported this than men (19%).



REASONS FOR REGULATING

When asked which reasons are most important to them when thinking of regulating the trade, use, keeping or breeding of exotic wild animals, Ontarians most often say all of the following: public health, public safety, animal health and welfare, protecting our environment from invasive species and diseases and preventing animals from going extinct in the wild (62%).

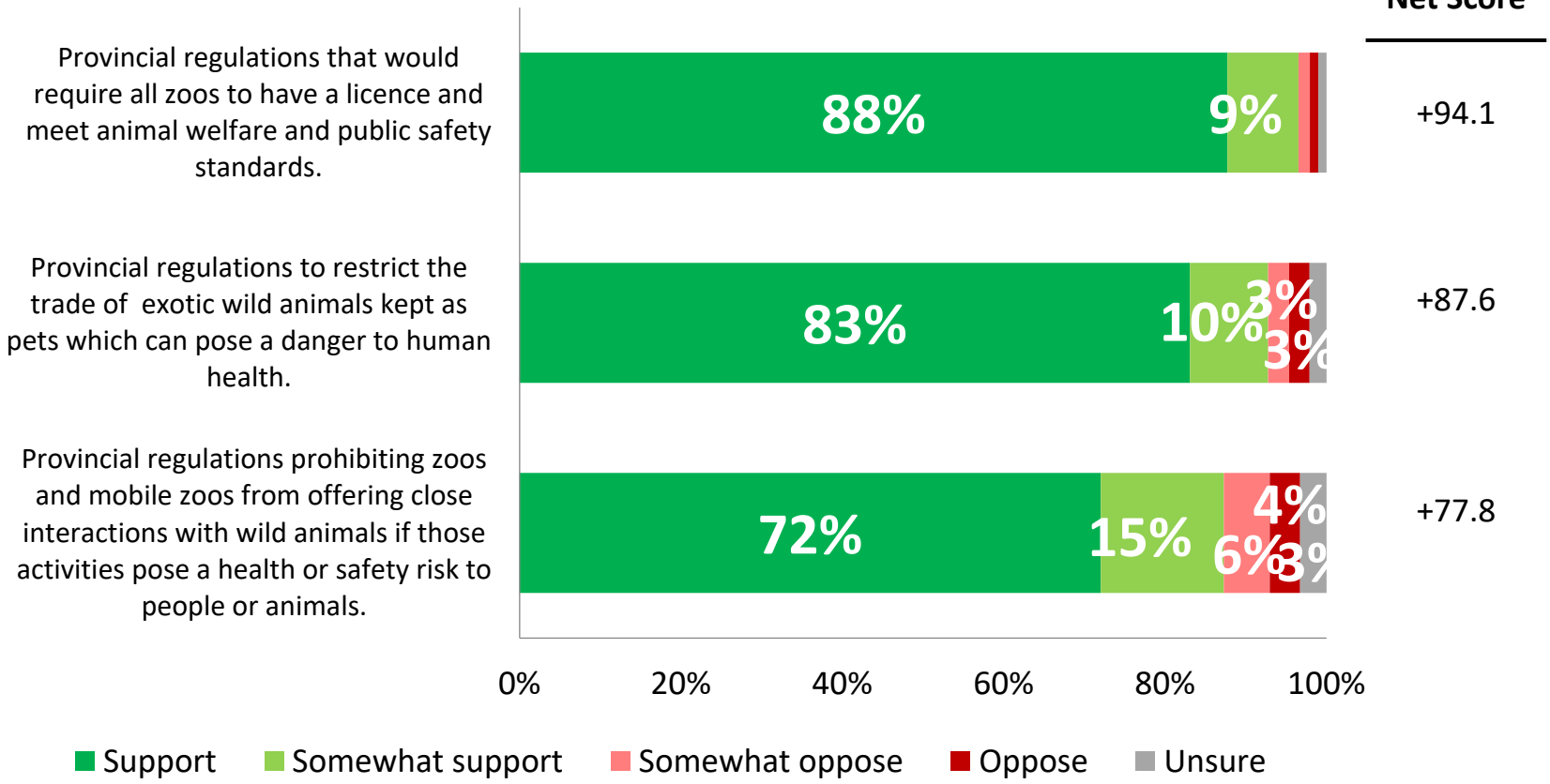


Support for provincial regulations for animals



Currently in Ontario, the provincial government does not regulate the trading, keeping, use, and breeding of wild exotic animals in the province. This responsibility rests with municipalities, where some have regulations and others do not.

Would you support, somewhat support, somewhat oppose or oppose the following: [RANDOMIZE]



“
 Ontarians are more likely to support provincial regulations that would require all zoos to have a license and meet animal welfare and public safety standards (88%) than provincial regulations prohibiting zoos and mobile zoos from offering close interactions with wild animals if those activities pose a health or safety risk to people or animals (72%).
 ”

*Weighted to the true population proportion.
 *Charts may not add up to 100 due to rounding.
 *The net score is the difference between all positive and negative numbers in a question.

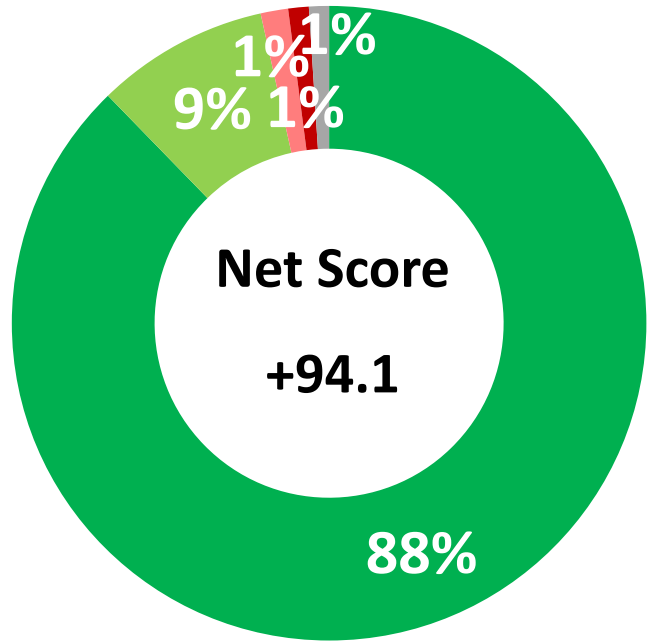
Source: Nanos Research, RDD dual frame hybrid telephone and online random survey, February 23rd to March 1st, 2022, n=1020 Ontarians, accurate 3.1 percentage points plus or minus, 19 times out of 20.



Support for provincial regulations for zoos to be licenced

Q Would you support, somewhat support, somewhat oppose or oppose the following: [RANDOMIZE]

Provincial regulations that would require all zoos to have a license and meet animal welfare and public safety standards.



- Support
- Somewhat support
- Somewhat oppose
- Oppose
- Unsure

Support/somewhat support
(n=1020)
96.5%

“ A strong majority of Ontarians support (88%) or somewhat support (9%) provincial regulations that would require all zoos to have a license and meet animal welfare and public safety standards. This is consistent across age, gender and regions. ”

*Weighted to the true population proportion.
 *Charts may not add up to 100 due to rounding.
 *The net score is the difference between all positive and negative numbers in a question.



Support for provincial regulations for zoos to be licenced – By Demographics



Would you support, somewhat support, somewhat oppose or oppose the following: [RANDOMIZE]

Provincial regulations that would require all zoos to have a license and meet animal welfare and public safety standards.

Support/Somewhat support	905 (n=352)	Rest of Ontario (n=668)			
	96.5%	96.6%			
	Men (n=556)	Women (n=453)	18 to 34 (n=312)	35 to 54 (n=362)	55 plus (n=346)
	95.5%	98.1%	94.8%	96.1%	98.4%
Usually votes OLP (n=250)	Usually votes PC (n=285)	Usually Votes NDP (n=187)	Usually votes GPC (n=36)	Undecided (n=152)	
98.7%	95.6%	98.3%	97.7%	96.5%	
Likely voter (n=936)	Somewhat likely voter (n=45)	Somewhat unlikely voter (n=10)	Unlikely voter (n=16)		
97.0%	91.7%				

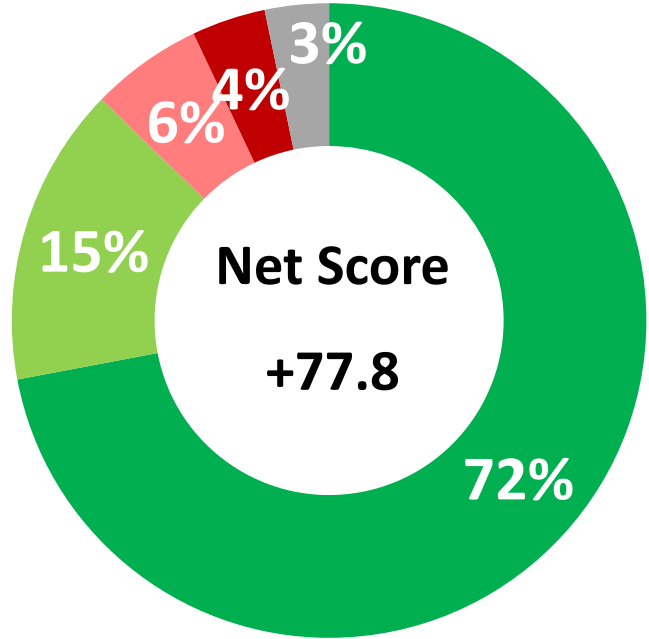
Oppose/somewhat oppose	905 (n=352)	Rest of Ontario (n=668)			
	2.5%	2.4%			
	Men (n=556)	Women (n=453)	18 to 34 (n=312)	35 to 54 (n=362)	55 plus (n=346)
	3.5%	1.1%	3.2%	2.6%	1.6%
Usually votes OLP (n=250)	Usually votes PC (n=285)	Usually Votes NDP (n=187)	Usually votes GPC (n=36)	Undecided (n=152)	
1.3%	3.2%	1.1%	2.3%	1.1%	
Likely voter (n=936)	Somewhat likely voter (n=45)	Somewhat unlikely voter (n=10)	Unlikely voter (n=16)		
2.3%	4.1%				

*Weighted to the true population proportion.
 *Charts may not add up to 100 due to rounding.

Source: Nanos Research, RDD dual frame hybrid telephone and online random survey, February 23rd to March 1st, 2022, n=1020 Ontarians, accurate 3.1 percentage points plus or minus, 19 times out of 20.



Support for provincial regulations for prohibiting animal-human close interactions that are a safety/health risk



- Support
- Somewhat support
- Somewhat oppose
- Oppose
- Unsure

*Weighted to the true population proportion.
 *Charts may not add up to 100 due to rounding.
 *The net score is the difference between all positive and negative numbers in a question.

Source: Nanos Research, RDD dual frame hybrid telephone and online random survey, February 23rd to March 1st, 2022, n=1020 Ontarians, accurate 3.1 percentage points plus or minus, 19 times out of 20.



Would you support, somewhat support, somewhat oppose or oppose the following: [RANDOMIZE]

Provincial regulations prohibiting zoos and mobile zoos from offering close interactions with wild animals if those activities pose a health or safety risk to people or animals.

Support/somewhat support
 (n=1020)
87.3%



Almost four in five Ontarians support (72%) or somewhat support (15%) provincial regulations prohibiting zoos and mobile zoos from offering close interactions with wild animals if those activities pose a health or safety risk to people or animals. Ontarians aged 55 plus (78%) are more likely to support this than younger Ontarians (64% aged 18 to 34).



Support for provincial regulations for prohibiting animal-human close interactions that are a safety/health risk – By Demographics

Q Would you support, somewhat support, somewhat oppose or oppose the following: [RANDOMIZE]

Provincial regulations prohibiting zoos and mobile zoos from offering close interactions with wild animals if those activities pose a health or safety risk to people or animals.

Support/Somewhat support	905 (n=352)	Rest of Ontario (n=668)			
	83.5%	89.3%			
	Men (n=556)	Women (n=453)	18 to 34 (n=312)	35 to 54 (n=362)	55 plus (n=346)
	84.4%	90.4%	81.3%	88.5%	91.2%
	Usually votes OLP (n=250)	Usually votes PC (n=285)	Usually Votes NDP (n=187)	Usually votes GPC (n=36)	Undecided (n=152)
91.0%	83.2%	94.7%	87.5%	88.3%	
Likely voter (n=936)	Somewhat likely voter (n=45)	Somewhat unlikely voter (n=10)	Unlikely voter (n=16)		
87.9%	84.5%				

Oppose/somewhat oppose	905 (n=352)	Rest of Ontario (n=668)			
	12.1%	8.1%			
	Men (n=556)	Women (n=453)	18 to 34 (n=312)	35 to 54 (n=362)	55 plus (n=346)
	12.1%	6.5%	13.2%	8.0%	7.6%
	Usually votes OLP (n=250)	Usually votes PC (n=285)	Usually Votes NDP (n=187)	Usually votes GPC (n=36)	Undecided (n=152)
7.3%	13.3%	4.9%	4.4%	7.0%	
Likely voter (n=936)	Somewhat likely voter (n=45)	Somewhat unlikely voter (n=10)	Unlikely voter (n=16)		
9.4%	8.4%				

*Results circled in green highlight noticeable differences within the demographics

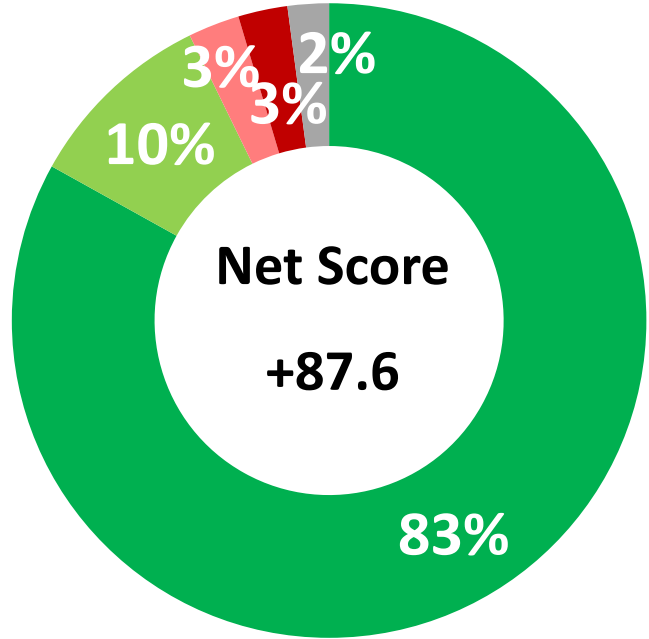
*Weighted to the true population proportion.

*Charts may not add up to 100 due to rounding.

Source: Nanos Research, RDD dual frame hybrid telephone and online random survey, February 23rd to March 1st, 2022, n=1020 Ontarians, accurate 3.1 percentage points plus or minus, 19 times out of 20.



Support for provincial regulations to restrict the trade of exotic animals



- Support
- Somewhat support
- Somewhat oppose
- Oppose
- Unsure

*Weighted to the true population proportion.
 *Charts may not add up to 100 due to rounding.
 *The net score is the difference between all positive and negative numbers in a question.

Source: Nanos Research, RDD dual frame hybrid telephone and online random survey, February 23rd to March 1st, 2022, n=1020 Ontarians, accurate 3.1 percentage points plus or minus, 19 times out of 20.



Would you support, somewhat support, somewhat oppose or oppose the following: [RANDOMIZE]

Provincial regulations to restrict the trade of exotic wild animals kept as pets which can pose a danger to human health

Support/somewhat support
(n=1020)
92.8%



A strong majority of Ontarians support (83%) or somewhat support (10%) provincial regulations to restrict the trade of exotic wild animals kept as pets which can pose a danger to human health.



Support for provincial regulations to restrict the trade of exotic animals – By Demographics



Would you support, somewhat support, somewhat oppose or oppose the following: [RANDOMIZE]

Provincial regulations to restrict the trade of exotic wild animals kept as pets which can pose a danger to human health

Support/Somewhat support	905 (n=352)	Rest of Ontario (n=668)			
	91.7%	93.3%			
	Men (n=556)	Women (n=453)	18 to 34 (n=312)	35 to 54 (n=362)	55 plus (n=346)
	91.1%	95.0%	88.2%	93.4%	96.0%
	Usually votes OLP (n=250)	Usually votes PC (n=285)	Usually Votes NDP (n=187)	Usually votes GPC (n=36)	Undecided (n=152)
	97.5%	90.0%	97.3%	94.8%	90.7%
Likely voter (n=936)	Somewhat likely voter (n=45)	Somewhat unlikely voter (n=10)	Unlikely voter (n=16)		
93.5%	93.2%				

Oppose/somewhat oppose	905 (n=352)	Rest of Ontario (n=668)			
	6.0%	4.7%			
	Men (n=556)	Women (n=453)	18 to 34 (n=312)	35 to 54 (n=362)	55 plus (n=346)
	6.4%	3.2%	9.2%	3.9%	2.9%
	Usually votes OLP (n=250)	Usually votes PC (n=285)	Usually Votes NDP (n=187)	Usually votes GPC (n=36)	Undecided (n=152)
	2.2%	8.1%	2.1%	-	3.8%
Likely voter (n=936)	Somewhat likely voter (n=45)	Somewhat unlikely voter (n=10)	Unlikely voter (n=16)		
4.8%	2.5%				

*Results circled in green highlight noticeable differences within the demographics

*Weighted to the true population proportion.

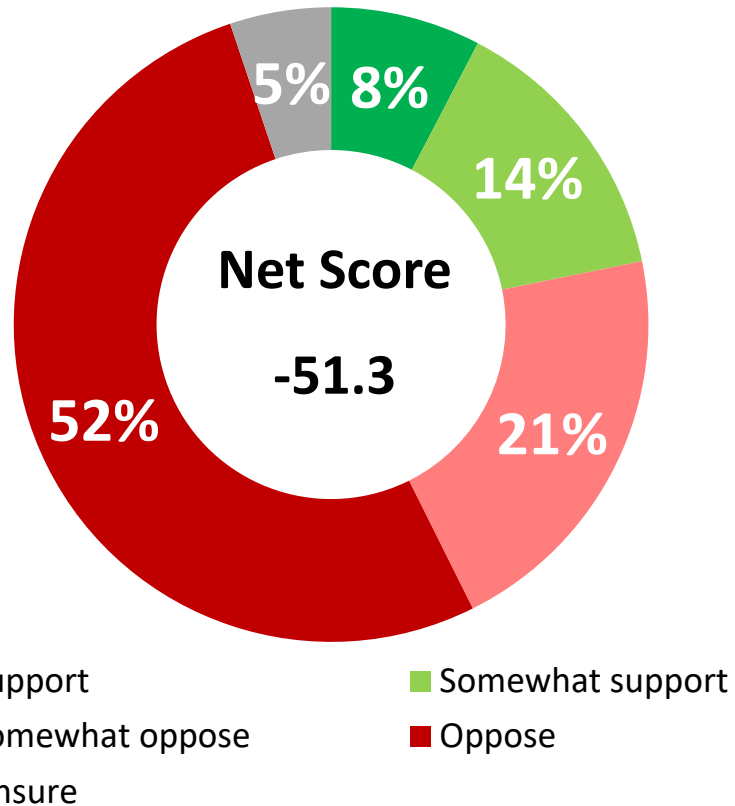
*Charts may not add up to 100 due to rounding.

Source: Nanos Research, RDD dual frame hybrid telephone and online random survey, February 23rd to March 1st, 2022, n=1020 Ontarians, accurate 3.1 percentage points plus or minus, 19 times out of 20.



Support for neighbour being allowed to own exotic pets

Q Do you support, somewhat support, somewhat oppose or oppose your neighbour being allowed to own an exotic wild animal as a pet (e.g. parrots, snakes, wild cats)?



Oppose/somewhat oppose
(n=1020)
73.0%

“ About three in four Ontarians oppose (52%) or somewhat oppose (21%) their neighbour being allowed to own an exotic wild animal as a pet (e.g. parrots, snakes, wild cats). Opposition is higher among usual Ontario Liberal voters (61%) than usual PC voters (49%). ”

*Weighted to the true population proportion.

*Charts may not add up to 100 due to rounding.

*The net score is the difference between all positive and negative numbers in a question.

Source: Nanos Research, RDD dual frame hybrid telephone and online random survey, February 23rd to March 1st, 2022, n=1020 Ontarians, accurate 3.1 percentage points plus or minus, 19 times out of 20.



Support for neighbour being allowed to own exotic pets – By Demographics

Q

Do you support, somewhat support, somewhat oppose or oppose your neighbour being allowed to own an exotic wild animal as a pet (e.g. parrots, snakes, wild cats)?

Support/Somewhat support	905 (n=352)	Rest of Ontario (n=668)			
	22.2%	21.6%			
	Men (n=556)	Women (n=453)	18 to 34 (n=312)	35 to 54 (n=362)	55 plus (n=346)
	26.3%	17.5%	27.5%	21.7%	17.0%
	Usually votes OLP (n=250)	Usually votes PC (n=285)	Usually Votes NDP (n=187)	Usually votes GPC (n=36)	Undecided (n=152)
15.1%	26.8%	16.2%	16.2%	22.3%	
Likely voter (n=936)	Somewhat likely voter (n=45)	Somewhat unlikely voter (n=10)	Unlikely voter (n=16)		
21.3%	27.5%				

Oppose/somewhat oppose	905 (n=352)	Rest of Ontario (n=668)			
	73.5%	72.8%			
	Men (n=556)	Women (n=453)	18 to 34 (n=312)	35 to 54 (n=362)	55 plus (n=346)
	69.3%	76.9%	67.0%	72.1%	79.1%
	Usually votes OLP (n=250)	Usually votes PC (n=285)	Usually Votes NDP (n=187)	Usually votes GPC (n=36)	Undecided (n=152)
80.2%	69.4%	79.9%	79.3%	69.5%	
Likely voter (n=936)	Somewhat likely voter (n=45)	Somewhat unlikely voter (n=10)	Unlikely voter (n=16)		
73.8%	69.6%				

*Results circled in green highlight noticeable differences within the demographics

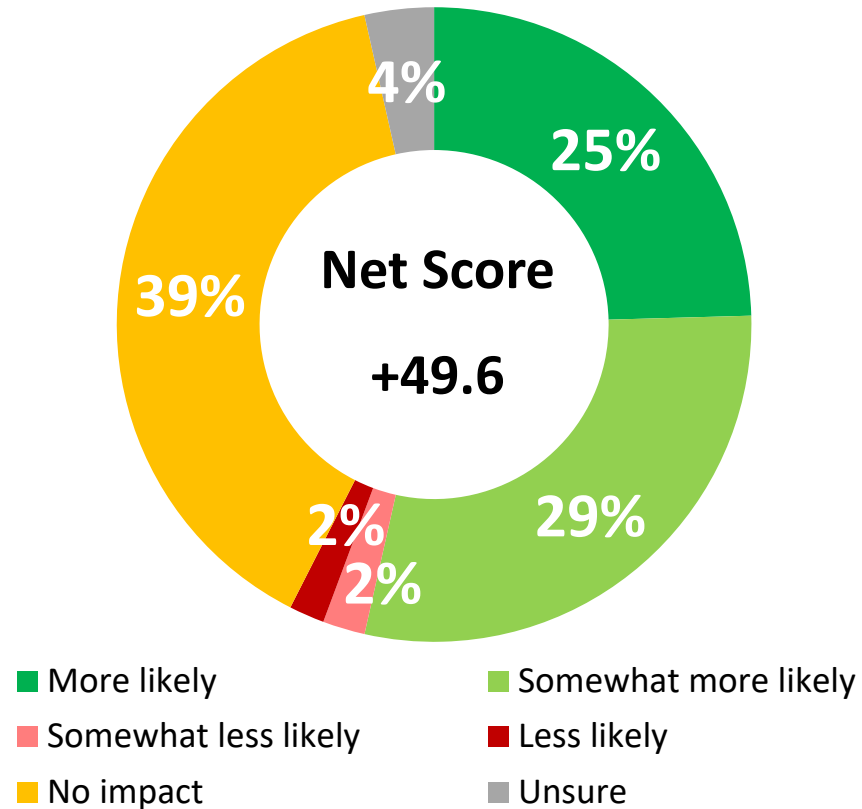
*Weighted to the true population proportion.

*Charts may not add up to 100 due to rounding.

Source: Nanos Research, RDD dual frame hybrid telephone and online random survey, February 23rd to March 1st, 2022, n=1020 Ontarians, accurate 3.1 percentage points plus or minus, 19 times out of 20.



Likelihood to vote for Ontario political party if it supported stronger animal protection laws



*Weighted to the true population proportion.

*Charts may not add up to 100 due to rounding.

*The net score is the difference between all positive and negative numbers in a question.

Source: Nanos Research, RDD dual frame hybrid telephone and online random survey, February 23rd to March 1st, 2022, n=1020 Ontarians, accurate 3.1 percentage points plus or minus, 19 times out of 20.

Q

Would you be more likely, somewhat more likely, somewhat less likely, less likely to vote for a political party in the upcoming Ontario election if they supported stronger animal protection laws and policies or would it have no impact on your vote?

More likely/somewhat more likely
(n=1020)
53.5%

“

Just over one in two Ontarians say they would be more likely (25%) or somewhat more likely (29%) to vote for a political party in the upcoming Ontario election if they supported stronger animal protection laws and policies, while about two in five say it would have no impact on their vote (39%).

”



Likelihood to vote for Ontario political party if it supported stronger animal protection laws – By Demographics

Q

Would you be more likely, somewhat more likely, somewhat less likely, less likely to vote for a political party in the upcoming Ontario election if they supported stronger animal protection laws and policies or would it have no impact on your vote?

	More likely/somewhat more likely					No impact						
	905 (n=352)	Rest of Ontario (n=668)	Men (n=556)	Women (n=453)	18 to 34 (n=312)	35 to 54 (n=362)	55 plus (n=346)	Usually votes OLP (n=250)	Usually votes PC (n=285)	Usually Votes NDP (n=187)	Usually votes GPC (n=36)	Undecided (n=152)
	49.3%	55.8%										
	46.5%	60.8%	44.5%	56.4%	58.4%							
	62.8%	43.1%	66.6%	72.3%	50.5%							
	54.1%	53.6%										
	42.1%	37.4%										
	45.9%	32.1%	48.5%	35.4%	34.3%							
	29.8%	48.0%	30.8%	25.3%	40.2%							
	38.5%	40.2%										

*Results circled in green highlight noticeable differences within the demographics

*Weighted to the true population proportion.

*Charts may not add up to 100 due to rounding.

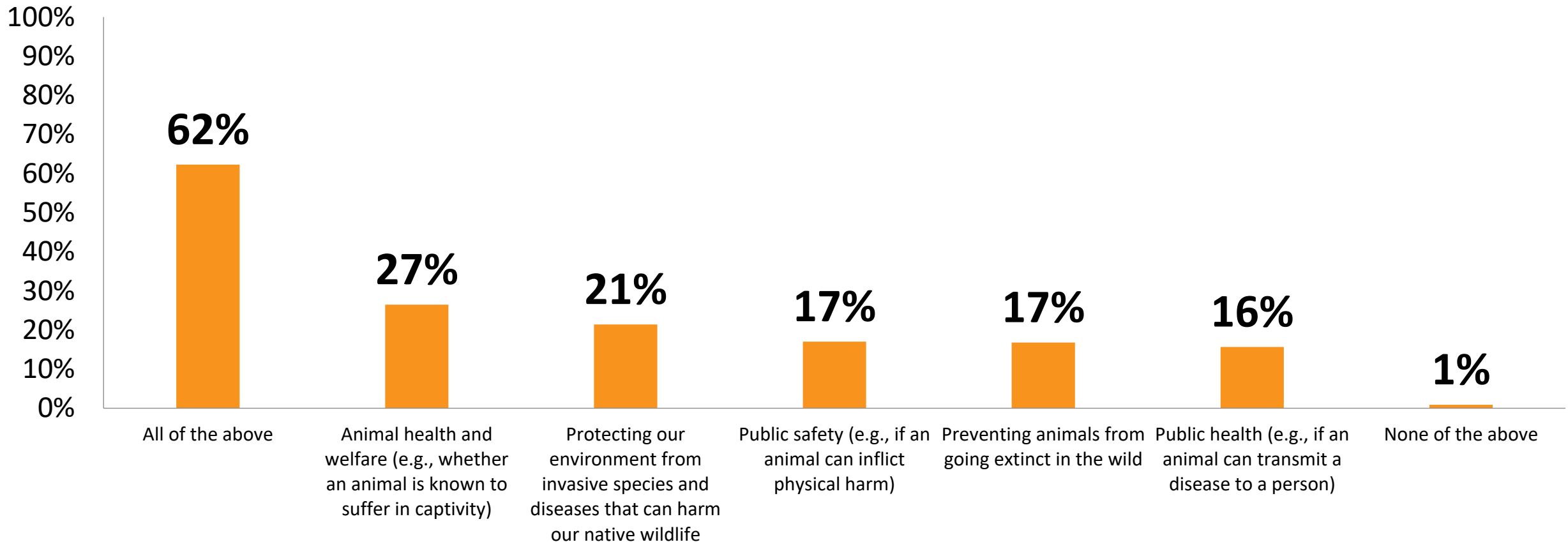
Source: Nanos Research, RDD dual frame hybrid telephone and online random survey, February 23rd to March 1st, 2022, n=1020 Ontarians, accurate 3.1 percentage points plus or minus, 19 times out of 20.



Reasons to regulate exotic wild animals

Q

Which of the following reasons are most important to you when thinking of regulating the trade, use, keeping or breeding of exotic wild animals?
[RANDOMIZE] [Select all that apply]



*Weighted to the true population proportion.

*Charts may not add up to 100 due to rounding.

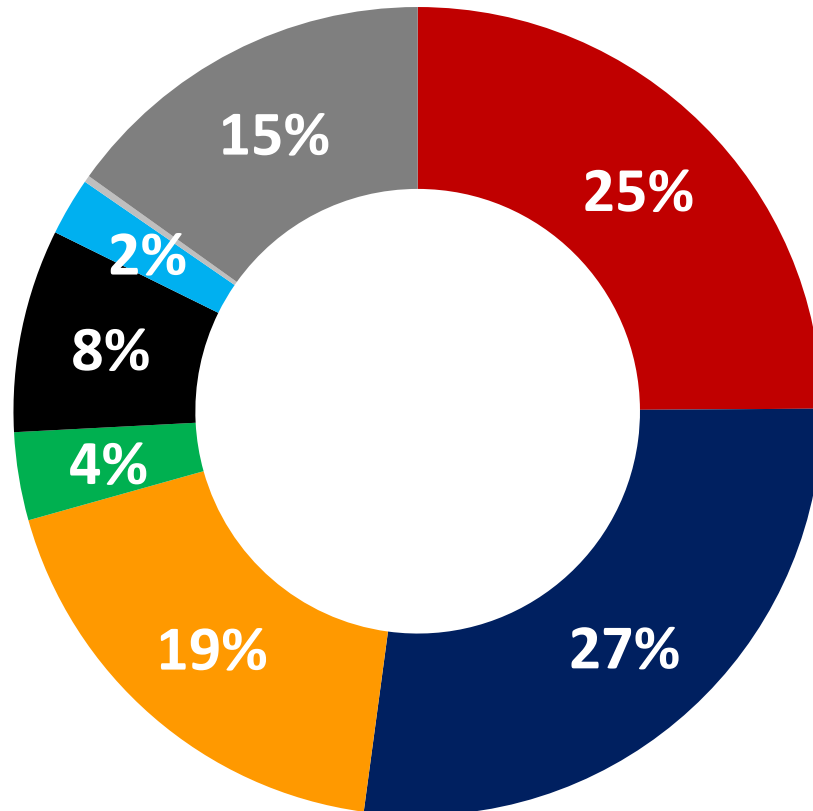
Source: Nanos Research, RDD dual frame hybrid telephone and online random survey, February 23rd to March 1st, 2022, n=1020 Ontarians, accurate 3.1 percentage points plus or minus, 19 times out of 20.



Provincial vote profile

Q

Thinking of Ontario provincial elections, which political party would you likely vote for if an election were held today [RANDOMIZE]



- Ontario Liberal Party
- Progressive Conservative Party of Ontario
- New Democratic Party of Ontario (NDP)
- Green Party of Ontario
- I don't have a party I regularly vote for
- Ontario Blue Party
- Other
- Undecided


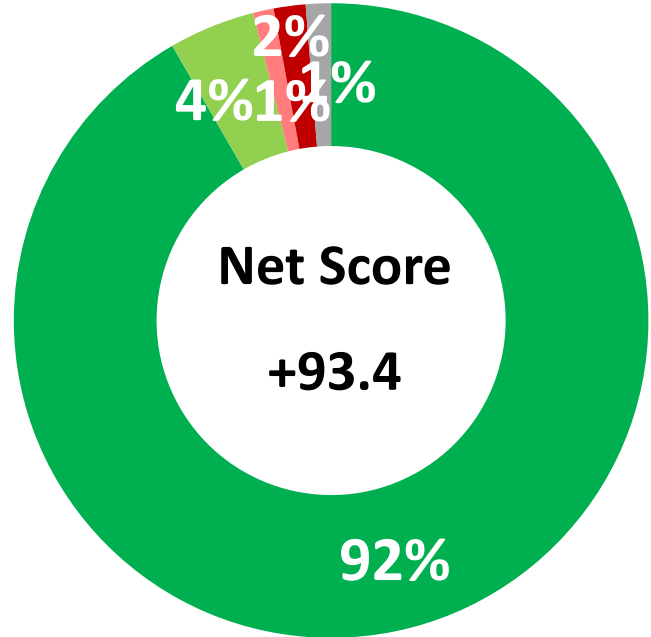
*Weighted to the true population proportion.

*Charts may not add up to 100 due to rounding.

Source: Nanos Research, RDD dual frame hybrid telephone and online random survey, February 23rd to March 1st, 2022, n=1020 Ontarians, accurate 3.1 percentage points plus or minus, 19 times out of 20.



Likelihood to vote in next Ontario provincial election



*Weighted to the true population proportion.

*Charts may not add up to 100 due to rounding.

*The net score is the difference between all positive and negative numbers in a question.

Source: Nanos Research, RDD dual frame hybrid telephone and online random survey, February 23rd to March 1st, 2022, n=1020 Ontarians, accurate 3.1 percentage points plus or minus, 19 times out of 20.



Based on how you feel today are you likely, somewhat likely, somewhat unlikely or unlikely to vote in the next Ontario provincial election?

Likely/somewhat likely

(n=1020)

96.0%



Over nine in ten Ontarians say that they are likely to vote in the next Ontarian provincial election.



Nanos conducted an RDD dual frame (land- and cell-lines) hybrid telephone and online random survey of 1,020 Ontarians, 18 years of age or older, between February 23rd and March 1st, 2022 as part of an omnibus survey. Participants were randomly recruited by telephone using live agents and administered a survey online. The results were statistically checked and weighted by age and gender using the latest Census information and the sample is geographically stratified to be representative of Ontario.

Individuals were randomly called using random digit dialling with a maximum of five call backs.

The margin of error for a random survey of 1,020 Canadians is ± 3.1 percentage points, 19 times out of 20.

The research was commissioned by World Animal Protection and was conducted by Nanos Research.

Note: Charts may not add up to 100 due to rounding.



Element	Description	Element	Description
Research sponsor	World Animal Protection	Weighting of Data	The results were weighted by age and gender using the latest Census information (2016) and the sample is geographically stratified to ensure a distribution across all regions of Ontario. See tables for full weighting disclosure
Population and Final Sample Size	1,020 Randomly selected individuals.	Screening	Screening ensured potential respondents did not work in the market research industry, in the advertising industry, in the media or a political party prior to administering the survey to ensure the integrity of the data.
Source of Sample	Nanos Panel	Excluded Demographics	Individuals younger than 18 years old; individuals without land or cell lines, and individuals without internet access could not participate.
Type of Sample	Probability	Stratification	By age and gender using the latest Census information (2016) and the sample is geographically stratified to be representative of Ontario.
Margin of Error	±3.1 percentage points, 19 times out of 20.	Estimated Response Rate	13 percent, consistent with industry norms.
Mode of Survey	RDD dual frame (land- and cell-lines) hybrid telephone and online omnibus survey	Question Order	Question order in the preceding report reflects the order in which they appeared in the original questionnaire.
Sampling Method Base	The sample included both land- and cell-lines RDD (Random Digit Dialed) across Ontario.	Question Content	Topics on the omnibus ahead of the survey content included: views on political issues, views on economic issues, views on the convoy protests, political leaders, work environments, and standard of living.
Demographics (Captured)	Ontario; Men and Women; 18 years and older. Six digit postal code was used to validate geography.	Question Wording	The questions in the preceding report are written exactly as they were asked to individuals.
Fieldwork/Validation	Individuals were recruited using live interviews with live supervision to validate work, the research questions were administered online	Research/Data Collection Supplier	Nanos Research
Number of Calls	Maximum of five call backs to those recruited.	Contact	Contact Nanos Research for more information or with any concerns or questions. http://www.nanos.co Telephone:(613) 234-4666 ext. 237 Email: info@nanosresearch.com.
Time of Calls	Individuals recruited were called between 12-5:30 pm and 6:30-9:30pm local time for the respondent.		
Field Dates	February 23 rd to March 1 st , 2022.		
Language of Survey	The survey was conducted in English.		
Standards	Nanos Research is a member of the Canadian Research Insights Council (CRIC) and confirms that this research fully complies with all CRIC Standards including the CRIC Public Opinion Research Standards and Disclosure Requirements. https://canadianresearchinsightscouncil.ca/standards/		



nanos dimap analytika



NANOS RUTHERFORD MCKAY & Co.

As one of North America's premier market and public opinion research firms, we put strategic intelligence into the hands of decision makers. The majority of our work is for private sector and public facing organizations and ranges from market studies, managing reputation through to leveraging data intelligence. Nanos Research offers a vertically integrated full service quantitative and qualitative research practice to attain the highest standards and the greatest control over the research process. www.nanos.co

This international joint venture between [dimap](http://www.dimap.com) and [Nanos](http://www.nanos.co) brings together top research and data experts from North American and Europe to deliver exceptional data intelligence to clients. The team offers data intelligence services ranging from demographic and sentiment microtargeting; consumer sentiment identification and decision conversion; and, data analytics and profiling for consumer persuasion. www.nanosdimap.com

NRM is an affiliate of Nanos Research and Rutherford McKay Associates. Our service offerings are based on decades of professional experience and extensive research and include public acceptance and engagement, communications audits, and narrative development. www.nrmpublicaffairs.com

ABOUT NANOS

TABULATIONS





2022-2097 – World Animal Protection – Ontario Survey – STAT SHEET

Currently in Ontario, the provincial government does not regulate the trading, keeping, use, and breeding of wild exotic animals in the province. This responsibility rests with municipalities, where some have regulations and others do not. Would you support, somewhat support, somewhat oppose or oppose the following: [RANDOMIZE]

			Region			Gender			Age		
			Ontario 2022-02	905 Region	Rest of Ontario	Male	Female	Other	18 to 34	35 to 54	55 plus
Question - Provincial regulations that would require all zoos to have a licence and meet animal welfare and public safety standards	Total	Unwgt N	1020	352	668	556	453	11	312	362	346
		Wgt N	1011	350	661	494	506	11	306	345	360
	Support	%	87.7	86.9	88.2	83.8	91.8		84.5	87.9	90.3
	Somewhat support	%	8.8	9.6	8.4	11.6	6.3		10.3	8.3	8.1
	Somewhat oppose	%	1.4	1.3	1.4	2.1	0.4		1.5	1.3	1.4
	Oppose	%	1.0	1.2	1.0	1.4	0.7		1.7	1.3	0.2
	Unsure	%	1.0	1.0	1.0	1.1	0.8		2.0	1.2	0.0

Currently in Ontario, the provincial government does not regulate the trading, keeping, use, and breeding of wild exotic animals in the province. This responsibility rests with municipalities, where some have regulations and others do not. Would you support, somewhat support, somewhat oppose or oppose the following: [RANDOMIZE]

			Region			Gender			Age		
			Ontario 2022-02	905 Region	Rest of Ontario	Male	Female	Other	18 to 34	35 to 54	55 plus
Question - Provincial regulations prohibiting zoos and mobile zoos from offering close interactions with wild animals if those activities pose a health or safety risk to people or animals	Total	Unwgt N	1020	352	668	556	453	11	312	362	346
		Wgt N	1011	350	661	494	506	11	306	345	360
	Support	%	72.0	68.3	74.0	65.7	78.8		64.1	72.4	78.3
	Somewhat support	%	15.3	15.2	15.3	18.7	11.6		17.2	16.1	12.9
	Somewhat oppose	%	5.7	7.9	4.6	7.5	3.7		8.1	4.4	4.9
	Oppose	%	3.8	4.2	3.5	4.6	2.8		5.2	3.6	2.7
Unsure	%	3.3	4.4	2.7	3.5	3.1		5.5	3.5	1.2	

Currently in Ontario, the provincial government does not regulate the trading, keeping, use, and breeding of wild exotic animals in the province. This responsibility rests with municipalities, where some have regulations and others do not. Would you support, somewhat support, somewhat oppose or oppose the following: [RANDOMIZE]

			Region			Gender			Age		
			Ontario 2022-02	905 Region	Rest of Ontario	Male	Female	Other	18 to 34	35 to 54	55 plus
Question - Provincial regulations to restrict the trade of exotic wild animals kept as pets which can pose a danger to human health	Total	Unwgt N	1020	352	668	556	453	11	312	362	346
		Wgt N	1011	350	661	494	506	11	306	345	360
	Support	%	83.1	82.4	83.4	79.4	87.3		73.8	84.7	89.3
	Somewhat support	%	9.7	9.3	9.9	11.7	7.7		14.4	8.7	6.6
	Somewhat oppose	%	2.6	2.4	2.7	3.6	1.1		5.0	1.4	1.8
	Oppose	%	2.5	3.6	1.9	2.8	2.1		4.2	2.5	1.1
Unsure	%	2.1	2.3	2.0	2.5	1.8		2.5	2.7	1.2	

Nanos conducted an RDD dual frame (land- and cell- lines) hybrid telephone and online random survey of 1,020 Ontarians, 18 years of age or older, between February 23rd and March 1st, 2022. The margin of error this survey is ±3.1 percentage points, 19 times out of 20.



2022-2097 – World Animal Protection – Ontario Survey – STAT SHEET

			Region			Gender			Age		
			Ontario 2022-02	905 Region	Rest of Ontario	Male	Female	Other	18 to 34	35 to 54	55 plus
Question - Do you support, somewhat support, somewhat oppose or oppose your neighbour being allowed to own an exotic wild animal as a pet (e.g. parrots, snakes, wild cats)?	Total	Unwgt N	1020	352	668	556	453	11	312	362	346
		Wgt N	1011	350	661	494	506	11	306	345	360
	Support	%	7.7	8.1	7.4	9.6	5.8		9.7	7.9	5.8
	Somewhat support	%	14.1	14.0	14.2	16.7	11.7		17.9	13.8	11.3
	Somewhat oppose	%	20.8	18.8	21.9	20.7	20.6		23.3	19.7	19.9
	Oppose	%	52.2	54.7	50.9	48.6	56.3		43.7	52.5	59.2
	Unsure	%	5.2	4.4	5.6	4.4	5.6		5.5	6.2	3.9

			Region			Gender			Age		
			Ontario 2022-02	905 Region	Rest of Ontario	Male	Female	Other	18 to 34	35 to 54	55 plus
Question - Would you be more likely, somewhat more likely, somewhat less likely, less likely to vote for a political party in the upcoming Ontario election if they supported stronger animal protection laws and policies or would it have no impact on your vote?	Total	Unwgt N	1020	352	668	556	453	11	312	362	346
		Wgt N	1011	350	661	494	506	11	306	345	360
	More likely	%	24.6	20.9	26.5	19.3	30.1		18.4	27.5	27.0
	Somewhat more likely	%	29.0	28.3	29.3	27.2	30.7		26.1	28.9	31.4
	Somewhat less likely	%	2.2	3.0	1.7	3.2	1.2		1.6	2.8	2.0
	Less likely	%	1.8	2.7	1.3	2.3	1.2		1.9	1.9	1.7
	No impact	%	39.0	42.1	37.4	45.9	32.1		48.5	35.4	34.3
	Unsure	%	3.5	2.9	3.9	2.1	4.8		3.5	3.5	3.6

			Region			Gender			Age		
			Ontario 2022-02	905 Region	Rest of Ontario	Male	Female	Other	18 to 34	35 to 54	55 plus
Question - Which of the following reasons are most important to you when thinking of regulating the trade, use, keeping or breeding of exotic wild animals? [Select all that apply] [RANDOMIZE]	Total*	Unwgt N	1020	352	668	556	453	11	312	362	346
		Wgt N	1011	350	661	494	506	11	306	345	360
	Public health (e.g., if an animal can transmit a disease to a person)	%	15.7	15.5	15.7	18.1	13.0		18.4	15.0	14.0
	Public safety (e.g., if an animal can inflict physical harm)	%	17.0	19.5	15.7	19.2	14.6		20.1	16.0	15.4
	Animal health and welfare (e.g., whether an animal is known to suffer in captivity)	%	26.5	27.7	25.8	29.1	23.9		32.0	27.5	20.8
	Protecting our environment from invasive species and diseases that can harm our native wildlife	%	21.4	24.0	20.1	23.5	19.3		26.0	21.5	17.5
	Preventing animals from going extinct in the wild	%	16.8	17.1	16.6	18.5	15.4		20.8	17.5	12.7
	All of the above	%	62.3	59.7	63.6	56.4	68.4		56.8	61.6	67.6
	None of the above	%	0.9	1.5	0.6	0.9	0.7		0.3	0.8	1.4

*Based on multiple selections. Columns exceed 100 per cent.

Nanos conducted an RDD dual frame (land- and cell- lines) hybrid telephone and online random survey of 1,020 Ontarians, 18 years of age or older, between February 23rd and March 1st, 2022. The margin of error this survey is ±3.1 percentage points, 19 times out of 20.

2022-2097 – World Animal Protection – Ontario Survey – STAT SHEET

			Region			Gender			Age		
			Ontario 2022-02	905 Region	Rest of Ontario	Male	Female	Other	18 to 34	35 to 54	55 plus
Question - Thinking of Ontario provincial elections, which political party would you likely vote for if an election were held today? [RANDMIZE]	Total	Unwgt N	1020	352	668	556	453	11	312	362	346
		Wgt N	1011	350	661	494	506	11	306	345	360
	Ontario Liberal Party	%	24.9	27.0	23.8	20.9	29.2		20.3	24.0	29.7
	Progressive Conservative Party of Ontario	%	27.2	29.0	26.3	35.4	19.5		22.3	29.4	29.3
	New Democratic Party of Ontario (NDP)	%	18.5	18.1	18.8	15.9	20.7		26.8	16.3	13.6
	Green Party of Ontario	%	3.5	3.3	3.6	3.1	4.0		4.3	3.6	2.8
	I don't have a party I regularly vote for	%	8.1	8.5	7.9	7.5	8.7		9.6	8.4	6.7
	Ontario Blue Party	%	2.3	1.9	2.5	3.4	1.1		3.7	2.6	0.9
	Other	%	0.3	0.2	0.3	0.6	0.0		0.9	0.0	0.0
	Undecided	%	15.1	12.1	16.7	13.3	16.8		12.3	15.7	17.0

			Region			Gender			Age		
			Ontario 2022-02	905 Region	Rest of Ontario	Male	Female	Other	18 to 34	35 to 54	55 plus
Question - Based on how you feel today are you likely, somewhat likely, somewhat unlikely or unlikely to vote in the next Ontario provincial election?	Total	Unwgt N	1020	352	668	556	453	11	312	362	346
		Wgt N	1011	350	661	494	506	11	306	345	360
	Likely	%	91.7	91.8	91.6	92.4	90.9		90.3	93.0	91.5
	Somewhat likely	%	4.4	4.4	4.4	4.3	4.6		3.2	4.2	5.6
	Somewhat unlikely	%	1.1	1.2	0.9	0.5	1.6		2.3	0.0	1.0
	Unlikely	%	1.6	1.5	1.7	1.6	1.6		2.6	1.0	1.3
	Unsure	%	1.3	1.1	1.4	1.1	1.3		1.6	1.8	0.5

Nanos conducted an RDD dual frame (land- and cell- lines) hybrid telephone and online random survey of 1,020 Ontarians, 18 years of age or older, between February 23rd and March 1st, 2022. The margin of error this survey is ±3.1 percentage points, 19 times out of 20.



2022-2017 – World Animal Protection – Ontario Survey – STAT SHEET – CROSTAB BY VOTING PREFERENCES

Currently in Ontario, the provincial government does not regulate the trading, keeping, use, and breeding of wild exotic animals in the province. This responsibility rests with municipalities, where some have regulations and others do not. Would you support, somewhat support, somewhat oppose or oppose the following: [RANDOMIZE]

			Thinking of Ontario provincial elections, which political party would you likely vote for if an election were held today?								Based on how you feel today are you likely, somewhat likely, somewhat unlikely or unlikely to vote in the next Ontario provincial election?					
Question -			Ontario 2022-02	Ontario Liberal Party	Progressive Conservative Party of Ontario	New Democratic Party of Ontario (NDP)	Green Party of Ontario	I don't have a party I regularly vote for	Ontario Blue Party	Other	Undecided	Likely	Somewhat likely	Somewhat unlikely	Unlikely	Unsure
Question - Provincial regulations that would require all zoos to have a licence and meet animal welfare and public safety standards	Total	Unwgt N	1020	250	285	187	36	82	25	3	152	936	45	10	16	13
		Wgt N	1011	252	275	187	36	82	23	3	153	927	44	11	16	13
	Support	%	87.7	92.8	81.2	96.2	91.5	88.5			85.9	89.1	74.2			
	Somewhat support	%	8.8	5.9	14.4	2.2	6.2	4.5			10.5	8.0	17.5			
	Somewhat oppose	%	1.4	1.3	2.1	0.5	2.3	2.1			0.0	1.3	4.1			
	Oppose	%	1.0	0.0	1.1	0.6	0.0	3.6			1.1	0.9	0.0			
	Unsure	%	1.0	0.0	1.3	0.6	0.0	1.3			2.5	0.7	4.2			

Currently in Ontario, the provincial government does not regulate the trading, keeping, use, and breeding of wild exotic animals in the province. This responsibility rests with municipalities, where some have regulations and others do not. Would you support, somewhat support, somewhat oppose or oppose the following: [RANDOMIZE]

			Thinking of Ontario provincial elections, which political party would you likely vote for if an election were held today?								Based on how you feel today are you likely, somewhat likely, somewhat unlikely or unlikely to vote in the next Ontario provincial election?					
Question -			Ontario 2022-02	Ontario Liberal Party	Progressive Conservative Party of Ontario	New Democratic Party of Ontario (NDP)	Green Party of Ontario	I don't have a party I regularly vote for	Ontario Blue Party	Other	Undecided	Likely	Somewhat likely	Somewhat unlikely	Unlikely	Unsure
Question - Provincial regulations prohibiting zoos and mobile zoos from offering close interactions with wild animals if those activities pose a health or safety risk to people or animals	Total	Unwgt N	1020	250	285	187	36	82	25	3	152	936	45	10	16	13
		Wgt N	1011	252	275	187	36	82	23	3	153	927	44	11	16	13
	Support	%	72.0	75.7	63.0	84.5	70.2	75.8			72.5	73.0	62.4			
	Somewhat support	%	15.3	15.3	20.1	10.2	17.3	7.8			15.8	14.9	22.2			
	Somewhat oppose	%	5.7	4.5	9.3	2.6	2.3	5.1			3.9	5.5	8.4			
	Oppose	%	3.8	2.8	4.0	2.3	2.1	3.4			3.1	3.9	0.0			
	Unsure	%	3.3	1.6	3.5	0.5	8.1	7.8			4.7	2.7	7.1			

Nanos conducted an RDD dual frame (land- and cell- lines) hybrid telephone and online random survey of 1,020 Ontarians, 18 years of age or older, between February 23rd and March 1st, 2022. The margin of error this survey is ±3.1 percentage points, 19 times out of 20. * Some results have been shaded due to small sample size.



2022-2017 – World Animal Protection – Ontario Survey – STAT SHEET – CROSTAB BY VOTING PREFERENCES

Currently in Ontario, the provincial government does not regulate the trading, keeping, use, and breeding of wild exotic animals in the province. This responsibility rests with municipalities, where some have regulations and others do not. Would you support, somewhat support, somewhat oppose or oppose the following: [RANDOMIZE]

			Thinking of Ontario provincial elections, which political party would you likely vote for if an election were held today								Based on how you feel today are you likely, somewhat likely, somewhat unlikely or unlikely to vote in the next Ontario provincial election?					
Question -			Ontario 2022-02	Ontario Liberal Party	Progressive Conservative Party of Ontario	New Democratic Party of Ontario (NDP)	Green Party of Ontario	I don't have a party I regularly vote for	Ontario Blue Party	Other	Undecided	Likely	Somewhat likely	Somewhat unlikely	Unlikely	Unsure
Question - Provincial regulations to restrict the trade of exotic wild animals kept as pets which can pose a danger to human health	Total	Unwgt N	1020	250	285	187	36	82	25	3	152	936	45	10	16	13
		Wgt N	1011	252	275	187	36	82	23	3	153	927	44	11	16	13
	Support	%	83.1	91.8	78.6	89.5	83.3	78.7			77.0	84.9	68.8			
	Somewhat support	%	9.7	5.7	11.4	7.8	11.5	12.9			13.7	8.6	24.3			
	Somewhat oppose	%	2.6	1.3	4.6	0.5	0.0	2.4			1.4	2.5	2.5			
	Oppose	%	2.5	0.9	3.5	1.7	0.0	3.8			2.4	2.3	0.0			
	Unsure	%	2.1	0.3	1.9	0.5	5.2	2.3			5.5	1.6	4.3			

			Thinking of Ontario provincial elections, which political party would you likely vote for if an election were held today								Based on how you feel today are you likely, somewhat likely, somewhat unlikely or unlikely to vote in the next Ontario provincial election?					
Question -			Ontario 2022-02	Ontario Liberal Party	Progressive Conservative Party of Ontario	New Democratic Party of Ontario (NDP)	Green Party of Ontario	I don't have a party I regularly vote for	Ontario Blue Party	Other	Undecided	Likely	Somewhat likely	Somewhat unlikely	Unlikely	Unsure
Question - Do you support, somewhat support, somewhat oppose or oppose your neighbour being allowed to own an exotic wild animal as a pet (e.g. parrots, snakes, wild cats)?	Total	Unwgt N	1020	250	285	187	36	82	25	3	152	936	45	10	16	13
		Wgt N	1011	252	275	187	36	82	23	3	153	927	44	11	16	13
	Support	%	7.7	6.1	9.0	5.8	8.4	9.6			7.0	7.6	7.2			
	Somewhat support	%	14.1	9.0	17.7	10.4	7.7	18.1			15.3	13.7	20.4			
	Somewhat oppose	%	20.8	19.0	20.0	24.8	33.4	18.0			19.5	20.7	23.4			
	Oppose	%	52.2	61.2	49.3	55.2	45.9	46.3			50.0	53.1	46.2			
	Unsure	%	5.2	4.7	3.9	3.8	4.6	7.9			8.2	4.9	2.8			

Nanos conducted an RDD dual frame (land- and cell- lines) hybrid telephone and online random survey of 1,020 Ontarians, 18 years of age or older, between February 23rd and March 1st, 2022. The margin of error this survey is ±3.1 percentage points, 19 times out of 20. * Some results have been shaded due to small sample size.



2022-2097 – World Animal Protection – Ontario Survey – STAT SHEET – CROSTAB BY VOTING PREFERENCES

Thinking of Ontario provincial elections, which political party would you likely vote for if an election were held today										Based on how you feel today are you likely, somewhat likely, somewhat unlikely or unlikely to vote in the next Ontario provincial election?						
			Ontario 2022-02	Ontario Liberal Party	Progressive Conservative Party of Ontario	New Democratic Party of Ontario (NDP)	Green Party of Ontario	I don't have a party I regularly vote for	Ontario Blue Party	Other	Undecided	Likely	Somewhat likely	Somewhat unlikely	Unlikely	Unsure
Question - Would you be more likely, somewhat more likely, somewhat less likely, less likely to vote for a political party in the upcoming Ontario election if they supported stronger animal protection laws and policies or would it have no impact on your vote?	Total	Unwgt N	1020	250	285	187	36	82	25	3	152	936	45	10	16	13
		Wgt N	1011	252	275	187	36	82	23	3	153	927	44	11	16	13
	More likely	%	24.6	29.2	17.5	34.3	40.5	17.8			20.1	24.2	34.2			
	Somewhat more likely	%	29.0	33.6	25.6	32.4	31.9	22.2			30.3	29.9	19.4			
	Somewhat less likely	%	2.2	2.6	3.0	0.8	2.3	3.5			0.0	2.1	3.7			
	Less likely	%	1.8	0.8	3.6	0.0	0.0	0.0			1.7	1.6	2.5			
	No impact	%	39.0	29.8	48.0	30.8	25.3	51.2			40.2	38.5	40.2			
	Unsure	%	3.5	4.0	2.3	1.7	0.0	5.4			7.6	3.7	0.0			

Nanos conducted an RDD dual frame (land- and cell- lines) hybrid telephone and online random survey of 1,020 Ontarians, 18 years of age or older, between February 23rd and March 1st, 2022. The margin of error this survey is ±3.1 percentage points, 19 times out of 20. * Some results have been shaded due to small sample size.



2022-2017 – World Animal Protection – Ontario Survey – STAT SHEET – CROSTAB BY VOTING PREFERENCES

		Thinking of Ontario provincial elections, which political party would you likely vote for if an election were held today										Based on how you feel today are you likely, somewhat likely, somewhat unlikely or unlikely to vote in the next Ontario provincial election?					
		Ontario 2022-02	Ontario Liberal Party	Progressive Conservative Party of Ontario	New Democratic Party of Ontario (NDP)	Green Party of Ontario	I don't have a party I regularly vote for	Ontario Blue Party	Other	Undecided	Likely	Somewhat likely	Somewhat unlikely	Unlikely	Unsure		
Question - Which of the following reasons are most important to you when thinking of regulating the trade, use, keeping or breeding of exotic wild animals? [Select all that apply] [RANDOMIZE]	Total*	Unwgt N	1020	250	285	187	36	82	25	3	152	936	45	10	16	13	
		Wgt N	1011	252	275	187	36	82	23	3	153	927	44	11	16	13	
		Public health (e.g., if an animal can transmit a disease to a person)	%	15.7	12.5	19.0	12.9	11.7	11.3			21.1	15.4	20.5			
		Public safety (e.g., if an animal can inflict physical harm)	%	17.0	11.7	18.8	15.6	5.7	14.9			25.0	16.8	16.5			
		Animal health and welfare (e.g., whether an animal is known to suffer in captivity)	%	26.5	21.6	23.9	32.2	25.8	18.1			35.3	26.2	24.1			
		Protecting our environment from invasive species and diseases that can harm our native wildlife	%	21.4	16.5	23.6	20.5	15.1	17.9			29.4	21.5	23.4			
		Preventing animals from going extinct in the wild	%	16.8	12.8	16.6	20.5	12.0	9.6			23.5	16.5	15.9			
		All of the above	%	62.3	69.0	59.6	64.0	69.8	71.8			52.1	63.3	55.7			
		None of the above	%	0.9	0.4	1.4	0.0	0.0	0.0			1.7	0.8	0.0			

*Based on multiple selections. Columns exceed 100 per cent.

Nanos conducted an RDD dual frame (land- and cell- lines) hybrid telephone and online random survey of 1,020 Ontarians, 18 years of age or older, between February 23rd and March 1st, 2022. The margin of error this survey is ±3.1 percentage points, 19 times out of 20. * Some results have been shaded due to small sample size.



2022-2097 – World Animal Protection – Ontario Survey – STAT SHEET – CROSTAB BY VOTING PREFERENCES

			Based on how you feel today are you likely, somewhat likely, somewhat unlikely or unlikely to vote in the next Ontario provincial election?					
			Ontario 2022-02	Likely	Somewhat likely	Somewhat unlikely	Unlikely	Unsure
Question - Thinking of Ontario provincial elections, which political party would you likely vote for if an election were held today? [RANDOMIZE]	Total	Unwgt N	1020	936	45	10	16	13
		Wgt N	1011	927	44	11	16	13
	Ontario Liberal Party	%	24.9	25.6	26.0			
	Progressive Conservative Party of Ontario	%	27.2	28.0	25.9			
	New Democratic Party of Ontario (NDP)	%	18.5	19.9	4.4			
	Green Party of Ontario	%	3.5	3.5	4.3			
	I don't have a party I regularly vote for	%	8.1	7.4	9.0			
	Ontario Blue Party	%	2.3	2.2	1.8			
	Other	%	0.3	0.3	0.0			
Undecided	%	15.1	13.1	28.7				

			Thinking of Ontario provincial elections, which political party would you likely vote for if an election were held today? [RANDOMIZE]								
			Ontario 2022-02	Ontario Liberal Party	Progressive Conservative Party of Ontario	New Democratic Party of Ontario (NDP)	Green Party of Ontario	I don't have a party I regularly vote for	Ontario Blue Party	Other	Undecided
Question - Based on how you feel today are you likely, somewhat likely, somewhat unlikely or unlikely to vote in the next Ontario provincial election?	Total	Unwgt N	1020	250	285	187	36	82	25	3	152
		Wgt N	1011	252	275	187	36	82	23	3	153
	Likely	%	91.7	94.2	94.2	98.4	92.1	83.9			79.2
	Somewhat likely	%	4.4	4.6	4.2	1.0	5.4	4.8			8.3
	Somewhat unlikely	%	1.1	0.4	0.6	0.6	0.0	2.8			2.3
	Unlikely	%	1.6	0.5	0.8	0.0	2.5	7.4			3.3
	Unsure	%	1.3	0.3	0.3	0.0	0.0	1.1			6.9

Nanos conducted an RDD dual frame (land- and cell- lines) hybrid telephone and online random survey of 1,020 Ontarians, 18 years of age or older, between February 23rd and March 1st, 2022. The margin of error this survey is ±3.1 percentage points, 19 times out of 20. * Some results have been shaded due to small sample size.