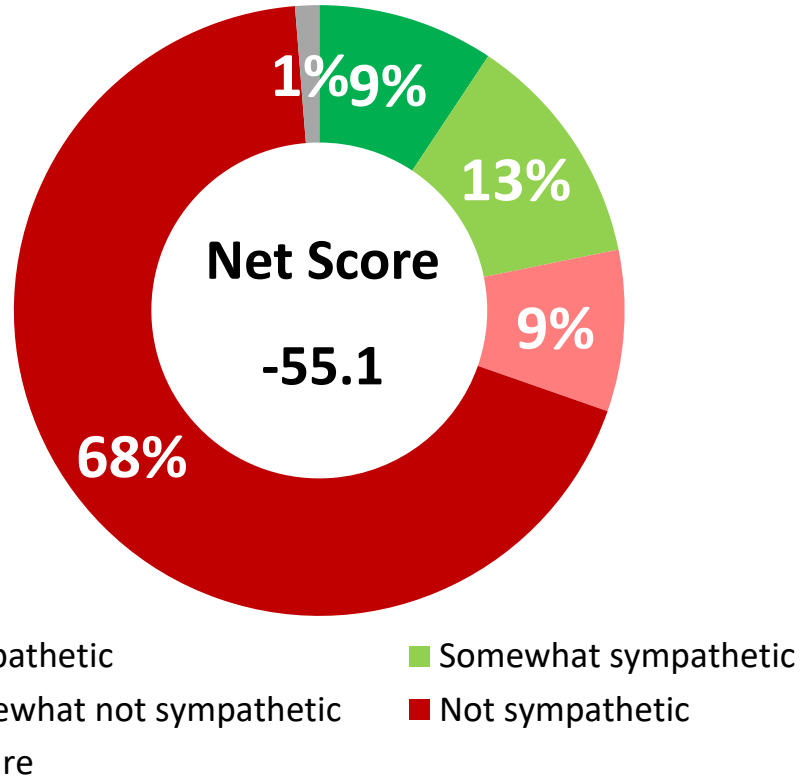


Close to four in five of Canadians say they are not sympathetic or somewhat not sympathetic with the protest movement that blocked the Ambassador bridge and occupied downtown Ottawa.

Level of sympathy with protest movements

Q Are you sympathetic, somewhat sympathetic, somewhat not sympathetic or not sympathetic with the protest movement that blocked the Ambassador bridge and occupied downtown Ottawa?



“ Over three in four Canadians say they are not sympathetic or somewhat not sympathetic with the protest movement that blocked the Ambassador bridge and occupied downtown Ottawa. Canadians who have who can work remote all the time (73%) or who are not in the work force (75%) were most likely to say they were not sympathetic compared to those who have no choice but to work in person (55%) ”

*Weighted to the true population proportion.
 *Charts may not add up to 100 due to rounding.
 *The net score is the difference between all positive and negative numbers in a question.

Level of sympathy with protest movements by demographics



Are you sympathetic, somewhat sympathetic, somewhat not sympathetic or not sympathetic with the protest movement that blocked the Ambassador bridge and occupied downtown Ottawa?

Sympathetic/ Somewhat sympathetic



	Atlantic (n=98)	Quebec (n=250)	Ontario (n=322)	Prairies (n=208)	BC (n=154)
	21.2%	13.2%	23.1%	25.6%	28.0%
	Men (n=557)	Women (n=475)	18 to 34 (n=316)	35 to 54 (n=387)	55 plus (n=329)
	23.5%	20.2%	28.1%	23.9%	15.5%
I can work remote all the time if I want (n=201)		I can work remote part of the time (n=205)	I have no choice but to work in person at a workplace (n=238)	I am looking for a job and am not working (n=32)	I am not active in the workforce (n=356)
	18.1%	27.3%	32.8%	25.6%	14.8%

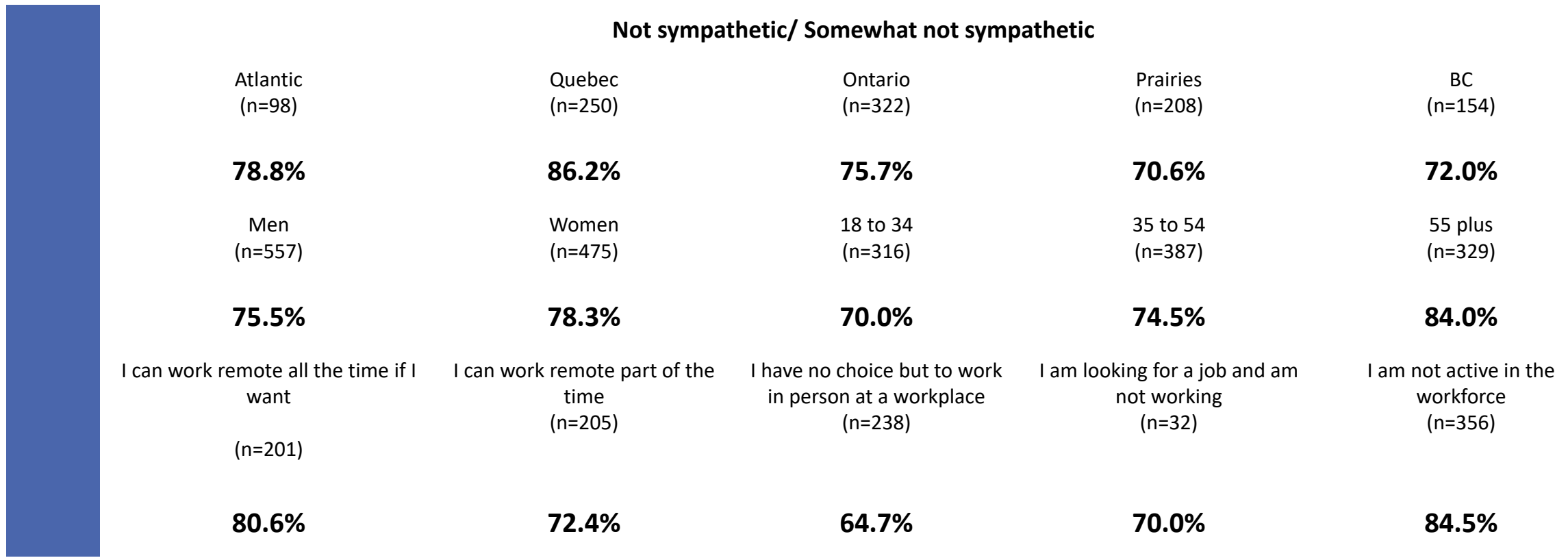
*Weighted to the true population proportion.
*Charts may not add up to 100 due to rounding.

Source: Nanos Research, RDD dual frame hybrid telephone and online random survey, February 23rd to 24th, 2022, n=1032, accurate 3.1 percentage points plus or minus, 19 times out of 20.



Level of sympathy with protest movements by demographics

Q Are you sympathetic, somewhat sympathetic, somewhat not sympathetic or not sympathetic with the protest movement that blocked the Ambassador bridge and occupied downtown Ottawa?

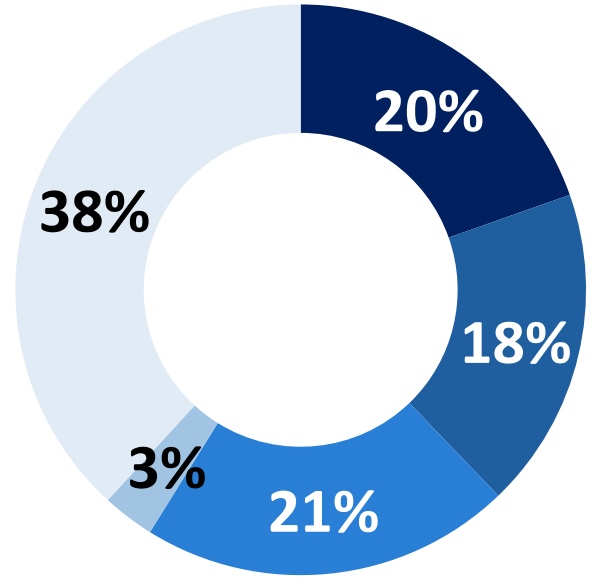


*Weighted to the true population proportion.
 *Charts may not add up to 100 due to rounding.

Source: Nanos Research, RDD dual frame hybrid telephone and online random survey, February 23rd to 24th, 2022, n=1032, accurate 3.1 percentage points plus or minus, 19 times out of 20.

Current work situation

Q Which of the following best describes your work situation?



- I can work remote all the time if I want
- I can work remote part of the time
- I have no choice but to work in person at a work place
- I am looking for a job and am not working
- I am not active in the workforce

“ Close to two in five participants say they are not active in the workforce, while about one in five say they have no choice but to work in person at a workplace and another one in five say they can work remote all the time if they want. A similar proportion , about one in five, can work remote part of the time or are looking for a job and not working. ”

*Weighted to the true population proportion.
 *Charts may not add up to 100 due to rounding.
 *The net score is the difference between all positive and negative numbers in a question.

Current work situation by demographics

Q Which of the following best describes your work situation?

I can work remote all the time if I want

Atlantic (n=98)	Quebec (n=250)	Ontario (n=322)	Prairies (n=208)	BC (n=154)
15.9%	19.4%	22.8%	12.2%	22.7%
Men (n=557)	Women (n=475)	18 to 34 (n=316)	35 to 54 (n=387)	55 plus (n=329)
18.9%	20.3%	28.5%	22.7%	10.5%

I can work remote part of the time

Atlantic (n=98)	Quebec (n=250)	Ontario (n=322)	Prairies (n=208)	BC (n=154)
16.3%	20.1%	15.5%	18.1%	24.1%
Men (n=557)	Women (n=475)	18 to 34 (n=316)	35 to 54 (n=387)	55 plus (n=329)
19.3%	17.2%	26.4%	24.8%	6.6%

*Weighted to the true population proportion.
 *Charts may not add up to 100 due to rounding.

Source: Nanos Research, RDD dual frame hybrid telephone and online random survey, February 23rd to 24th, 2022, n=1032, accurate 3.1 percentage points plus or minus, 19 times out of 20.



Current work situation by demographics

Q Which of the following best describes your work situation?



I have no choice but to work in person at a work place

	Quebec (n=250)	Ontario (n=322)	Prairies (n=208)	BC (n=154)
Atlantic (n=98)	13.6%	21.6%	28.6%	20.2%
Men (n=557)	17.0	32.5	27.4%	7.3%

I am looking for a job and am not working

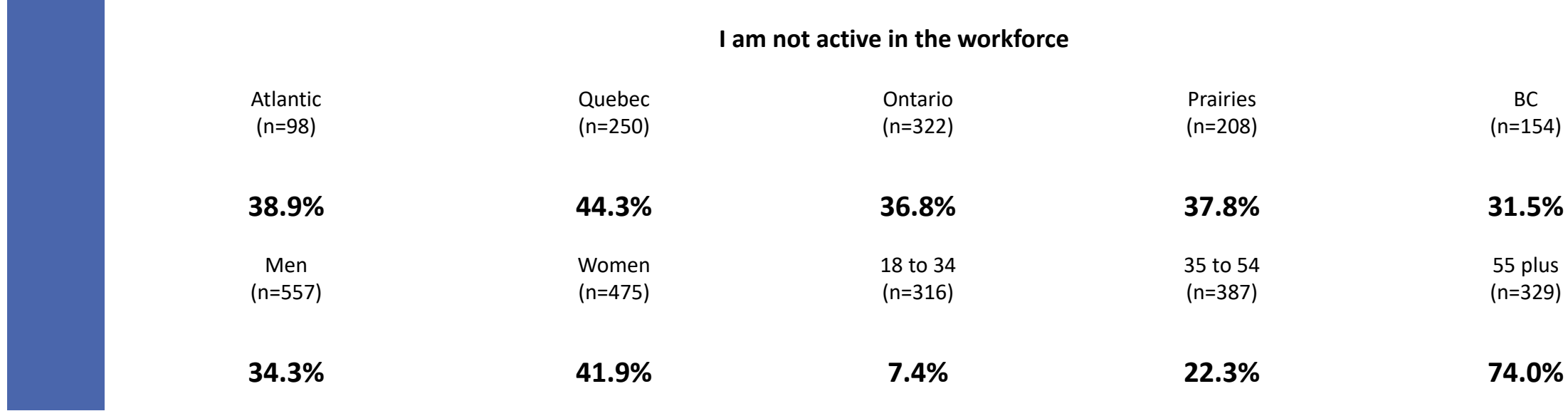
	Quebec (n=250)	Ontario (n=322)	Prairies (n=208)	BC (n=154)
Atlantic (n=98)	3.8%	3.3%	3.2%	1.5%
Men (n=557)	2.3%	5.2%	2.8%	1.5%

*Weighted to the true population proportion.
 *Charts may not add up to 100 due to rounding.

Current work situation by demographics

Q Which of the following best describes your work situation?

I am not active in the workforce

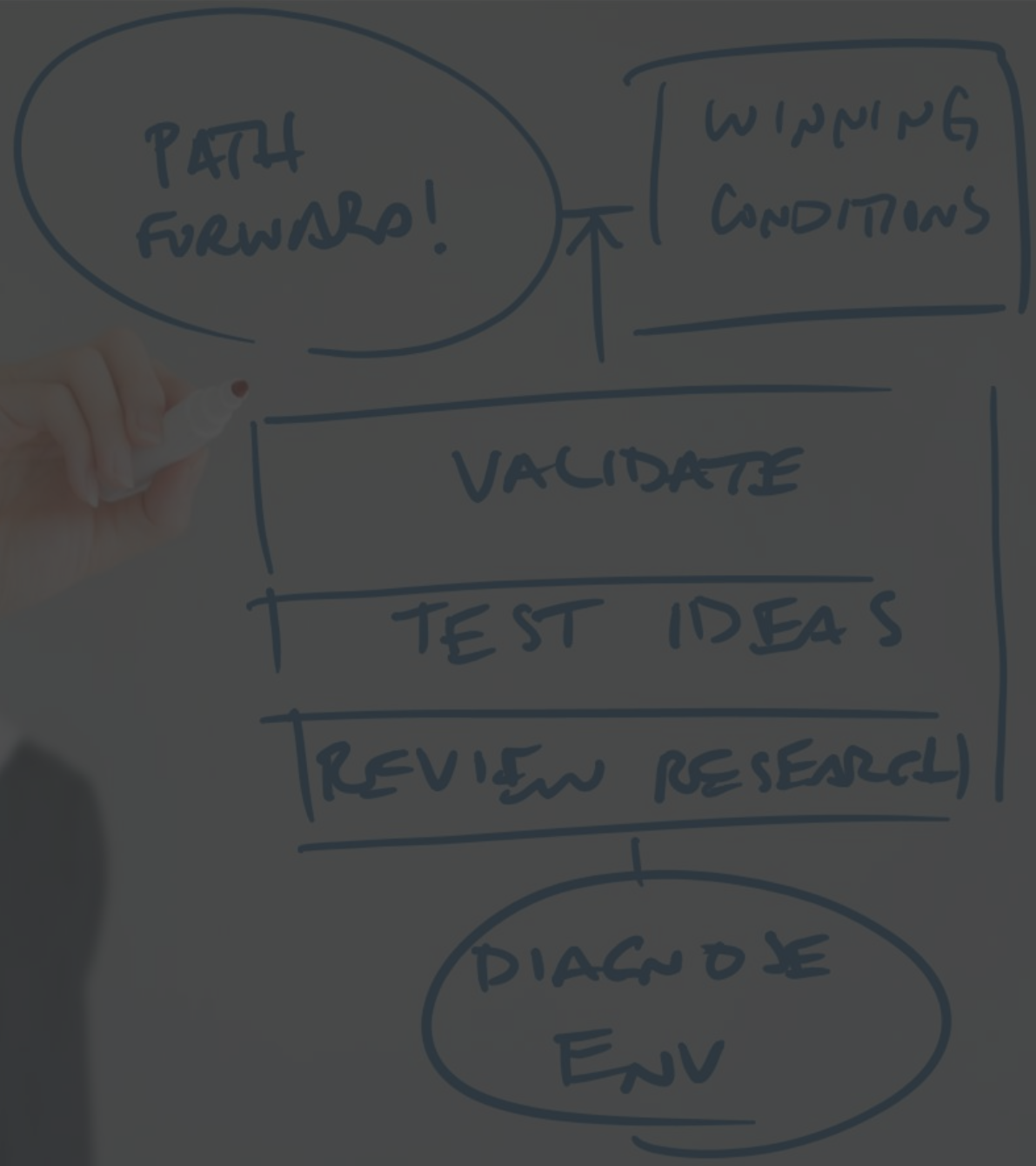


*Weighted to the true population proportion.
*Charts may not add up to 100 due to rounding.

Source: Nanos Research, RDD dual frame hybrid telephone and online random survey, February 23rd to 24th, 2022, n=1032, accurate 3.1 percentage points plus or minus, 19 times out of 20.



METHODOLOGY



Nanos conducted an RDD dual frame (land- and cell-lines) hybrid telephone and online random survey of 1,032 Canadians, 18 years of age or older, between February 23rd and 24th, 2022 as part of an omnibus survey. Participants were randomly recruited by telephone using live agents and administered a survey online. The sample included both land- and cell-lines across Canada. The results were statistically checked and weighted by age and gender using the latest Census information and the sample is geographically stratified to be representative of Canada.

Individuals randomly called using random digit dialing with a maximum of five call backs.

The margin of error for this survey is ± 3.1 percentage points, 19 times out of 20.

This study was commissioned by Bloomberg News and the research was conducted by Nanos Research.

Note: Charts may not add up to 100 due to rounding

Element	Description	Element	Description
Research sponsor	Bloomberg News	Weighting of Data	The results were weighted by age and gender using the latest Census information (2016) and the sample is geographically stratified to ensure a distribution across all regions of Canada. See tables for full weighting disclosure
Population and Final Sample Size	1032 Randomly selected individuals.	Screening	Screening ensured potential respondents did not work in the market research industry, in the advertising industry, in the media or a political party prior to administering the survey to ensure the integrity of the data.
Source of Sample	Nanos Hybrid Probability Panel	Excluded Demographics	Individuals younger than 18 years old; individuals without land or cell lines, and individuals without internet access could not participate.
Type of Sample	Probability	Stratification	By age and gender using the latest Census information (2016) and the sample is geographically stratified to be representative of Canada. Smaller areas such as Atlantic Canada were marginally oversampled to allow for a minimum regional sample.
Margin of Error	±3.1 percentage points, 19 times out of 20.	Estimated Response Rate	13 percent, consistent with industry norms.
Mode of Survey	RDD dual frame (land- and cell-lines) hybrid telephone and online omnibus survey	Question Order	Question order in the preceding report reflects the order in which they appeared in the original questionnaire.
Sampling Method Base	The sample included both land- and cell-lines RDD (Random Digit Dialed) across Canada.	Question Content	Previous content on the omnibus survey included questions on political and economical issues, and the truck convoy protests.
Demographics (Captured)	Atlantic Canada, Quebec, Ontario, Prairies, British Columbia; Men and Women; 18 years and older. Six digit postal code was used to validate geography.	Question Wording	The questions in the preceding report are written exactly as they were asked to individuals.
Fieldwork/Validation	Individuals were recruited using live interviews with live supervision to validate work, the research questions were administered online	Research/Data Collection Supplier	Nanos Research
Number of Calls	Maximum of five call backs to those recruited.	Contact	Contact Nanos Research for more information or with any concerns or questions. http://www.nanos.co Telephone:(613) 234-4666 ext. 237 Email: info@nanosresearch.com.
Time of Calls	Individuals recruited were called between 12-5:30 pm and 6:30-9:30pm local time for the respondent.		
Field Dates	February 23 rd to 24 th , 2022.		
Language of Survey	The survey was conducted in both English and French.		
Standards	Nanos Research is a member of the Canadian Research Insights Council (CRIC) and confirms that this research fully complies with all CRIC Standards including the CRIC Public Opinion Research Standards and Disclosure Requirements. https://canadianresearchinsightscouncil.ca/standards/		



nanos dimap analytika



NANOS RUTHERFORD MCKAY & Co.

As one of North America's premier market and public opinion research firms, we put strategic intelligence into the hands of decision makers. The majority of our work is for private sector and public facing organizations and ranges from market studies, managing reputation through to leveraging data intelligence. Nanos Research offers a vertically integrated full service quantitative and qualitative research practice to attain the highest standards and the greatest control over the research process. www.nanos.co

This international joint venture between [dimap](http://www.dimap.com) and [Nanos](http://www.nanos.co) brings together top research and data experts from North American and Europe to deliver exceptional data intelligence to clients. The team offers data intelligence services ranging from demographic and sentiment microtargeting; consumer sentiment identification and decision conversion; and, data analytics and profiling for consumer persuasion. www.nanosdimap.com

NRM is an affiliate of Nanos Research and Rutherford McKay Associates. Our service offerings are based on decades of professional experience and extensive research and include public acceptance and engagement, communications audits, and narrative development. www.nrmpublicaffairs.com

ABOUT NANOS



TABULATIONS

2021-2057 – Bloomberg/Nanos Survey – February Omni – STAT SHEET

			Region							Gender		Age		
			Canada 2022-02	Atlantic	Quebec	Ontario	Prairies	British Columbia	Male	Female	18 to 34	35 to 54	55 plus	
Question – Are you sympathetic, somewhat sympathetic, somewhat not sympathetic or not sympathetic with the protest movement that blocked the Ambassador bridge and occupied downtown Ottawa?	Total	Unwgt N	1032	98	250	322	208	154	557	475	316	387	329	
		Wgt N	1000	67	233	384	183	133	490	510	273	341	386	
		Sympathetic	%	9.3	6.8	4.1	11.2	10.1	13.5	9.8	8.8	9.5	12.7	6.2
		Somewhat sympathetic	%	12.5	14.3	9.2	12.0	15.6	14.6	13.6	11.3	18.6	11.2	9.3
		Somewhat not sympathetic	%	8.5	9.5	10.3	7.0	12.1	4.6	7.9	9.2	11.5	6.6	8.2
		Not sympathetic	%	68.4	69.4	75.9	68.7	58.6	67.4	67.6	69.1	58.4	67.9	75.8
		Unsure	%	1.3	0.0	0.6	1.2	3.7	0.0	1.0	1.5	1.9	1.6	0.5

			Region							Gender		Age		
			Canada 2022-02	Atlantic	Quebec	Ontario	Prairies	British Columbia	Male	Female	18 to 34	35 to 54	55 plus	
Question – Which of the following best describes your work situation?	Total	Unwgt N	1032	98	250	322	208	154	557	475	316	387	329	
		Wgt N	1000	67	233	384	183	133	490	510	273	341	386	
		I can work remote all the time if I want	%	19.6	15.9	19.4	22.8	12.2	22.7	18.9	20.3	28.5	22.7	10.5
		I can work remote part of the time	%	18.2	16.3	20.1	15.5	18.1	24.1	19.3	17.2	26.4	24.8	6.6
		I have no choice but to work in person at a work place	%	21.0	25.0	13.6	21.6	28.6	20.2	25.2	17.0	32.5	27.4	7.3
		I am looking for a job and am not working	%	3.0	3.8	2.7	3.3	3.2	1.5	2.3	3.6	5.2	2.8	1.5
		I am not active in the workforce	%	38.2	38.9	44.3	36.8	37.8	31.5	34.3	41.9	7.4	22.3	74.0

Nanos conducted an RDD dual frame (land- and cell- lines) hybrid telephone and online random survey of 1,032 Canadians, 18 years of age or older, between February 23rd to 24th, 2022. The margin of error for this survey is ±3.1 percentage points, 19 times out of 20.

2021-2057 – Bloomberg/Nanos Survey – February Omni – by Work Situation – STAT SHEET

			Which of the following best describes your work situation?					
			Canada 2022-02	I can work remote all the time if I want	I can work remote part of the time	I have no choice but to work in person at a work place	I am looking for a job and am not working	I am not active in the workforce
Question – Are you sympathetic, somewhat sympathetic, somewhat not sympathetic or not sympathetic with the protest movement that blocked the Ambassador bridge and occupied downtown Ottawa?	Total	Unwgt N	1032	201	205	238	32	356
		Wgt N	1000	196	182	210	30	382
	Sympathetic	%	9.3	7.3	11.9	15.4	12.9	5.6
	Somewhat sympathetic	%	12.5	10.8	15.4	17.4	12.7	9.2
	Somewhat not sympathetic	%	8.5	7.2	4.6	10.0	18.0	9.6
	Not sympathetic	%	68.4	73.3	67.8	54.7	52.0	74.9
	Unsure	%	1.3	1.4	0.3	2.6	4.5	0.7

Nanos conducted an RDD dual frame (land- and cell- lines) hybrid telephone and online random survey of 1,032 Canadians, 18 years of age or older, between February 23rd to 24th, 2022. The margin of error for this survey is ±3.1 percentage points, 19 times out of 20.