

Canadians are twice as likely to say Trudeau's handling of the Truckers Convoy Protest has worsened their impression of him rather than improved it.

# Key Findings

1

## IMPRESSIONS OF JUSTIN TRUDEAU DUE TO HANDLING OF PROTEST

Canadians are more than twice as likely to say the handling of the Truckers Convoy Protest by Justin Trudeau has worsened (47%) rather than improved (20%) their impression of him as a Prime Minister. Nearly one third say it had no impact (31%) on their impression. Men (51%) are more likely to say it has worsened their impression of him than women (42%).

2

## FREEZING BANK ACCOUNTS OF PROTEST ORGANIZERS

Nearly two thirds of Canadians support (53%) or somewhat support (12%) freezing the bank accounts and credit cards of the Trucking Convoy Protest Organizers, while one third oppose (28%) or somewhat oppose this (six per cent). Canadians from Quebec (62%) and older Canadians (55 plus)(61%) were most likely to support this.

3

## LIBERALS AND NDP VOTING FOR AND PASSING THE EMERGENCIES ACT

Over six in ten Canadians support (46%) or somewhat support (17%) the Trudeau Liberal government for introducing and passing the Emergencies Act to deal with the Truckers Convoy Protest, while two thirds support (50%) or somewhat support (14%) the NDP for voting in favour of the Emergencies Act.

4

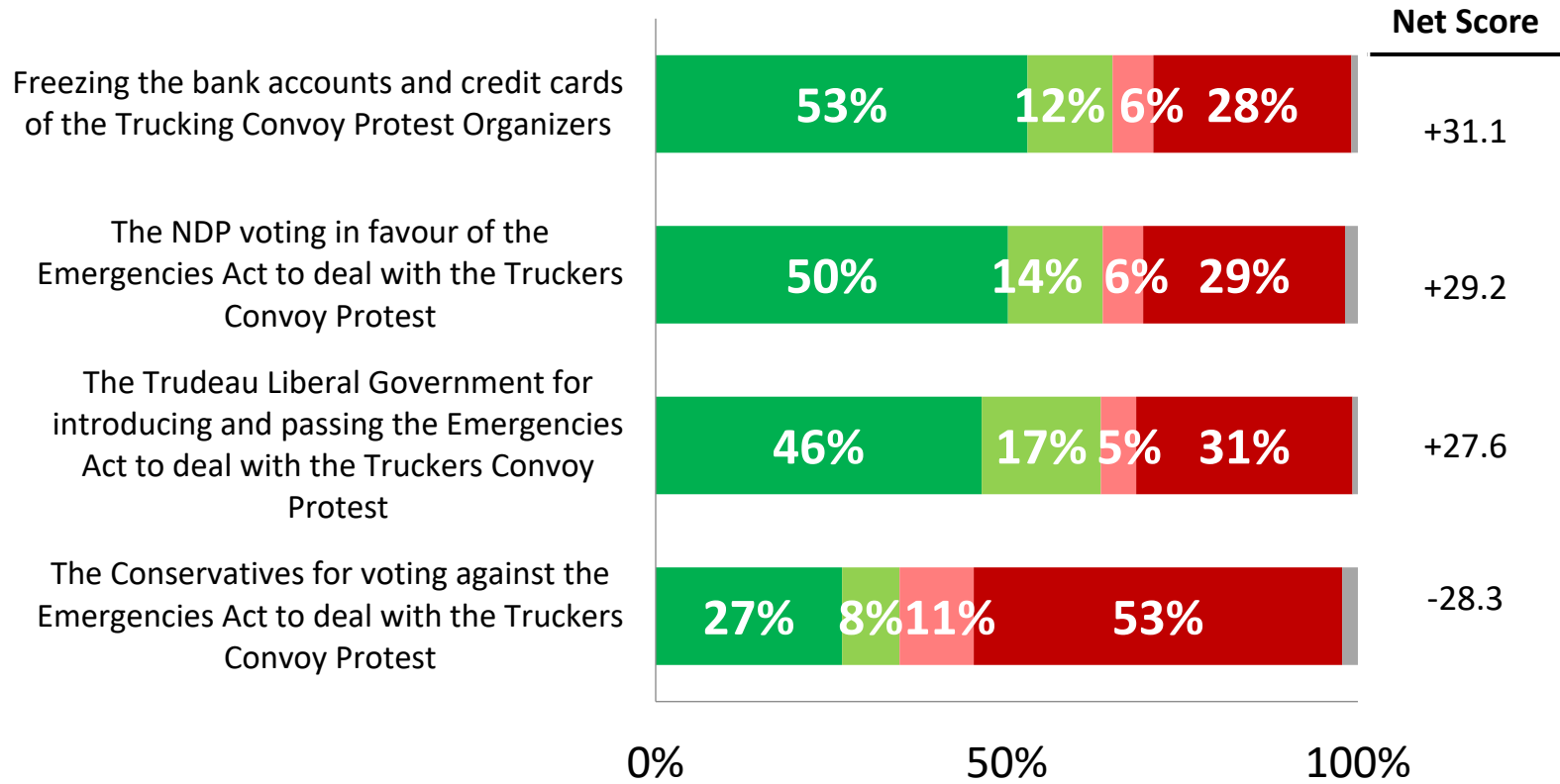
## CONSERVATIVES VOTING AGAINST THE EMERGENCY ACT

Canadians are twice as likely to oppose or somewhat oppose (53%, 11%, respectively) rather than support or somewhat support (27%, eight per cent, respectively) the Conservatives for voting against the Emergencies Act. Canadians from the Prairies were more likely to support this (41%) than those from Quebec (16%).

# Levels of support for actions related to the Trucker Convoy Protest

Q

Do you support, somewhat support, somewhat oppose or oppose the following: [RANDOMIZE Q1-Q4]



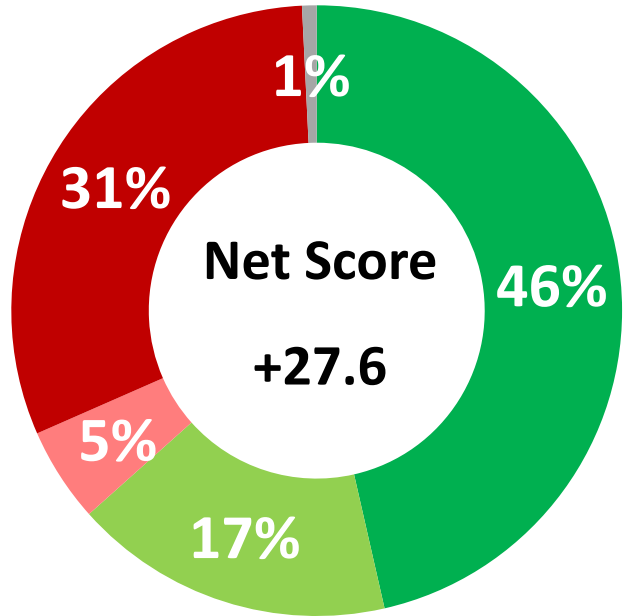
“ Canadians are more likely to support the Trudeau Liberal Government introducing and passing the Emergencies Act, and the NDP voting in favour of it than to support the Conservatives for voting against the Emergencies Act. ”

■ Support ■ Somewhat support ■ Somewhat oppose ■ Oppose ■ Unsure

\*Weighted to the true population proportion.  
 \*Charts may not add up to 100 due to rounding.  
 \*The net score is the difference between all positive and negative numbers in a question.

Source: Nanos Research, RDD dual frame hybrid telephone and online random survey, February 23<sup>rd</sup> to 24<sup>th</sup>, 2022, n=1032, accurate 3.1 percentage points plus or minus, 19 times out of 20.

# Support for Trudeau Liberal Government introducing and passing the Emergencies Act



- Support
- Somewhat support
- Somewhat oppose
- Oppose
- Unsure

Q

Do you support, somewhat support, somewhat oppose or oppose the following: [RANDOMIZE Q1-Q4]

The Trudeau Liberal Government for introducing and passing the Emergencies Act to deal with the Truckers Convoy Protest

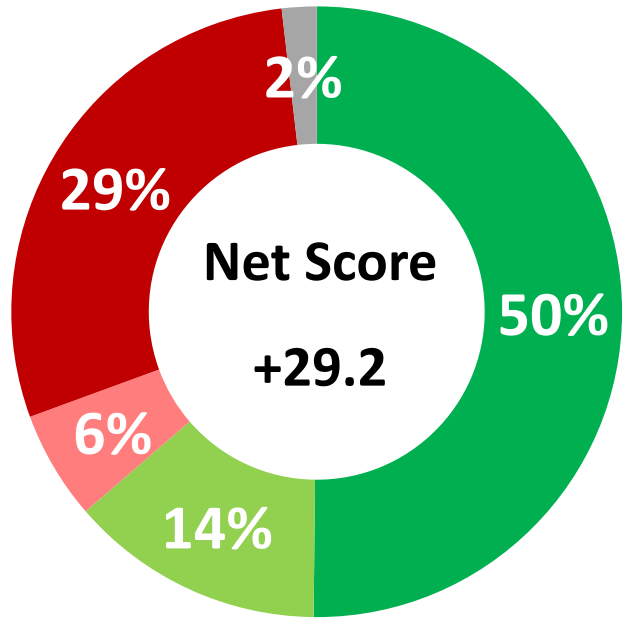
Support/somewhat support

	Atlantic (n=98)	Quebec (n=250)	Ontario (n=322)	Prairies (n=208)	BC (n=154)
	<b>64.3%</b>	<b>74.0%</b>	<b>64.5%</b>	<b>48.2%</b>	<b>62.2%</b>
Men (n=557)					
Women (n=475)					
18-34 (n=316)					
35-54 (n=387)					
55 plus (n=329)					
	<b>58.7%</b>	<b>67.9%</b>	<b>56.2%</b>	<b>61.1%</b>	<b>70.5%</b>

\*Weighted to the true population proportion.  
 \*Charts may not add up to 100 due to rounding.  
 \*The net score is the difference between all positive and negative numbers in a question.

Source: Nanos Research, RDD dual frame hybrid telephone and online random survey, February 23<sup>rd</sup> to 24<sup>th</sup>, 2022, n=1032, accurate 3.1 percentage points plus or minus, 19 times out of 20.

# Support for NDP for voting in favour of the Emergencies Act



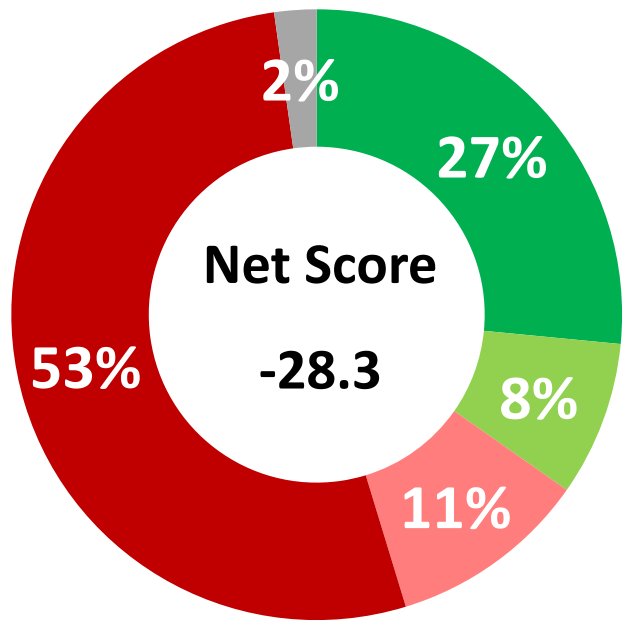
■ Support  
■ Somewhat support  
■ Somewhat oppose  
■ Oppose  
■ Unsure

**Q** Do you support, somewhat support, somewhat oppose or oppose the following: [RANDOMIZE Q1-Q4]  
**NDP for voting in favour of the Emergencies Act to deal with the Truckers Convoy Protest**

Support/somewhat support	Atlantic (n=98)	Quebec (n=250)	Ontario (n=322)	Prairies (n=208)	BC (n=154)
	<b>66.3%</b>	<b>75.5%</b>	<b>63.6%</b>	<b>48.6%</b>	<b>62.4%</b>
	Men (n=557)	Women (n=475)	18-34 (n=316)	35-54 (n=387)	55 plus (n=329)
	<b>59.8%</b>	<b>67.3%</b>	<b>54.3%</b>	<b>62.1%</b>	<b>71.6%</b>

\*Weighted to the true population proportion.  
 \*Charts may not add up to 100 due to rounding.  
 \*The net score is the difference between all positive and negative numbers in a question.

# Support for Conservatives for voting against the Emergencies Act



- Support
- Somewhat support
- Somewhat oppose
- Oppose
- Unsure

\*Weighted to the true population proportion.  
 \*Charts may not add up to 100 due to rounding.  
 \*The net score is the difference between all positive and negative numbers in a question.

Q

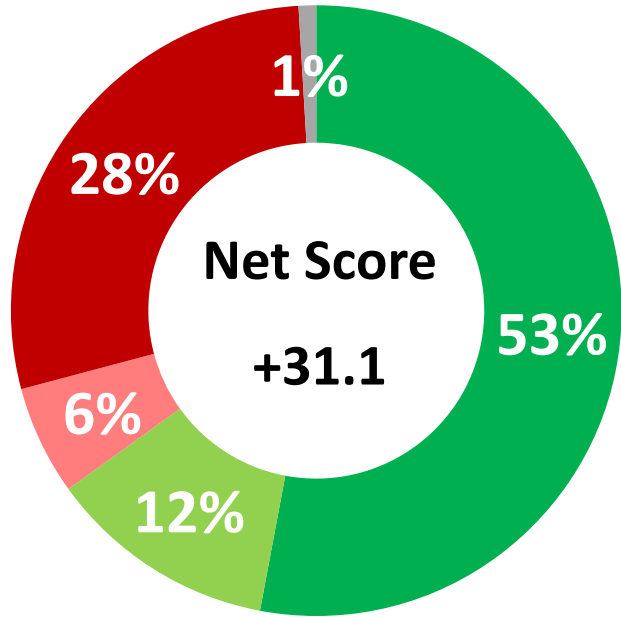
Do you support, somewhat support, somewhat oppose or oppose the following: [RANDOMIZE Q1-Q4]

The Conservatives for voting against the Emergencies Act to deal with the Truckers Convoy Protest

Support/somewhat support

	Atlantic (n=98)	Quebec (n=250)	Ontario (n=322)	Prairies (n=208)	BC (n=154)
	<b>31.3%</b>	<b>26.4%</b>	<b>34.1%</b>	<b>47.7%</b>	<b>35.0%</b>
Men (n=557)					
Women (n=475)					
18-34 (n=316)					
35-54 (n=387)					
55 plus (n=329)					
	<b>39.2%</b>	<b>30.4%</b>	<b>42.0%</b>	<b>36.3%</b>	<b>28.2%</b>

# Support for freezing the bank accounts and credit cards of Protest Organizers



■ Support  
■ Somewhat support  
■ Somewhat oppose  
■ Oppose  
■ Unsure

**Q**

Do you support, somewhat support, somewhat oppose or oppose the following: [RANDOMIZE Q1-Q4]

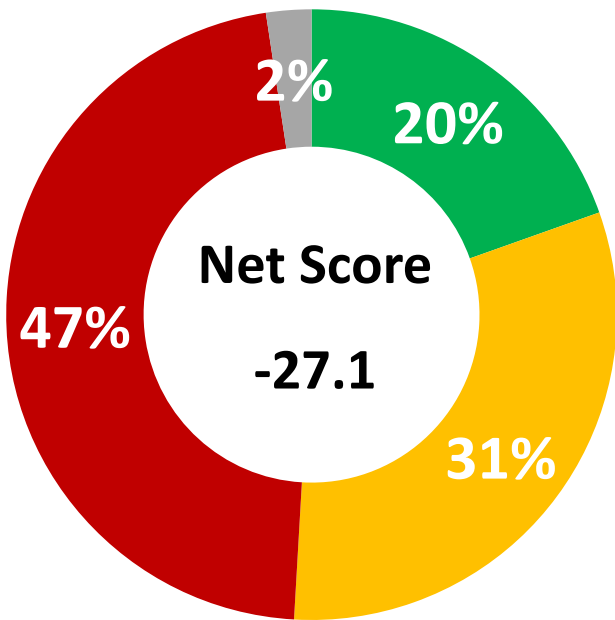
**Freezing the bank accounts and credit cards of the Trucking Convoy Protest Organizers**

Support/somewhat support	Atlantic (n=98)	Quebec (n=250)	Ontario (n=322)	Prairies (n=208)	BC (n=154)
	<b>62.9%</b>	<b>75.9%</b>	<b>66.5%</b>	<b>50.5%</b>	<b>62.9%</b>
	Men (n=557)	Women (n=475)	18-34 (n=316)	35-54 (n=387)	55 plus (n=329)
<b>61.6%</b>	<b>68.4%</b>	<b>54.1%</b>	<b>63.5%</b>	<b>74.2%</b>	

\*Weighted to the true population proportion.  
 \*Charts may not add up to 100 due to rounding.  
 \*The net score is the difference between all positive and negative numbers in a question.

# Impact of handling of protest on impression of Prime Minister

**Q** Has the handling of the Truckers Convoy Protest by Justin Trudeau improved, worsened or had no impact on your impression of him as Prime Minister?



■ Improved ■ No impact ■ Worsened ■ Unsure

Worsened

	Atlantic (n=98)	Quebec (n=250)	Ontario (n=322)	Prairies (n=208)	BC (n=154)
	<b>32.8%</b>	<b>46.4%</b>	<b>44.6%</b>	<b>57.1%</b>	<b>45.9%</b>
Men (n=557)			18-34 (n=316)	35-54 (n=387)	55 plus (n=329)
	<b>51.1%</b>	<b>42.4%</b>	<b>50.4%</b>	<b>48.2%</b>	<b>42.7%</b>

\*Weighted to the true population proportion.  
\*Charts may not add up to 100 due to rounding.  
\*The net score is the difference between all positive and negative numbers in a question.

Source: Nanos Research, RDD dual frame hybrid telephone and online random survey, February 23<sup>rd</sup> to 24<sup>th</sup>, 2022, n=1032, accurate 3.1 percentage points plus or minus, 19 times out of 20.





Nanos conducted an RDD dual frame (land- and cell-lines) hybrid telephone and online random survey of 1,032 Canadians, 18 years of age or older, between February 23<sup>rd</sup> and 24<sup>th</sup>, 2022 as part of an omnibus survey. Participants were randomly recruited by telephone using live agents and administered a survey online. The sample included both land- and cell-lines across Canada. The results were statistically checked and weighted by age and gender using the latest Census information and the sample is geographically stratified to be representative of Canada.

Individuals randomly called using random digit dialling with a maximum of five call backs.

The margin of error for this survey is  $\pm 3.1$  percentage points, 19 times out of 20.

This study was commissioned by the Globe and Mail and the research was conducted by Nanos Research.

Note: Charts may not add up to 100 due to rounding

# METHODOLOGY

Element	Description	Element	Description
Research sponsor	The Globe and Mail	Weighting of Data	The results were weighted by age and gender using the latest Census information (2016) and the sample is geographically stratified to ensure a distribution across all regions of Canada. See tables for full weighting disclosure
Population and Final Sample Size	1032 Randomly selected individuals.	Screening	Screening ensured potential respondents did not work in the market research industry, in the advertising industry, in the media or a political party prior to administering the survey to ensure the integrity of the data.
Source of Sample	Nanos Hybrid Probability Panel	Excluded Demographics	Individuals younger than 18 years old; individuals without land or cell lines, and individuals without internet access could not participate.
Type of Sample	Probability	Stratification	By age and gender using the latest Census information (2016) and the sample is geographically stratified to be representative of Canada. Smaller areas such as Atlantic Canada were marginally oversampled to allow for a minimum regional sample.
Margin of Error	±3.1 percentage points, 19 times out of 20.	Estimated Response Rate	13 percent, consistent with industry norms.
Mode of Survey	RDD dual frame (land- and cell-lines) hybrid telephone and online omnibus survey	Question Order	Question order in the preceding report reflects the order in which they appeared in the original questionnaire.
Sampling Method Base	The sample included both land- and cell-lines RDD (Random Digit Dialed) across Canada.	Question Content	Previous content on the omnibus survey included questions on political and economical issues, and the truck convoy protests.
Demographics (Captured)	Atlantic Canada, Quebec, Ontario, Prairies, British Columbia; Men and Women; 18 years and older. Six digit postal code was used to validate geography.	Question Wording	The questions in the preceding report are written exactly as they were asked to individuals.
Fieldwork/Validation	Individuals were recruited using live interviews with live supervision to validate work, the research questions were administered online	Research/Data Collection Supplier	Nanos Research
Number of Calls	Maximum of five call backs to those recruited.	Contact	Contact Nanos Research for more information or with any concerns or questions. <a href="http://www.nanos.co">http://www.nanos.co</a> Telephone:(613) 234-4666 ext. 237 Email: info@nanosresearch.com.
Time of Calls	Individuals recruited were called between 12-5:30 pm and 6:30-9:30pm local time for the respondent.		
Field Dates	February 23 <sup>rd</sup> to 24 <sup>th</sup> , 2022.		
Language of Survey	The survey was conducted in both English and French.		
Standards	Nanos Research is a member of the Canadian Research Insights Council (CRIC) and confirms that this research fully complies with all CRIC Standards including the CRIC Public Opinion Research Standards and Disclosure Requirements. <a href="https://canadianresearchinsightscouncil.ca/standards/">https://canadianresearchinsightscouncil.ca/standards/</a>		



nanos dimap analytika



NANOS RUTHERFORD MCKAY & Co.

As one of North America's premier market and public opinion research firms, we put strategic intelligence into the hands of decision makers. The majority of our work is for private sector and public facing organizations and ranges from market studies, managing reputation through to leveraging data intelligence. Nanos Research offers a vertically integrated full service quantitative and qualitative research practice to attain the highest standards and the greatest control over the research process. [www.nanos.co](http://www.nanos.co)

This international joint venture between [dimap](http://www.dimap.com) and [Nanos](http://www.nanos.co) brings together top research and data experts from North American and Europe to deliver exceptional data intelligence to clients. The team offers data intelligence services ranging from demographic and sentiment microtargeting; consumer sentiment identification and decision conversion; and, data analytics and profiling for consumer persuasion. [www.nanosdimap.com](http://www.nanosdimap.com)

NRM is an affiliate of Nanos Research and Rutherford McKay Associates. Our service offerings are based on decades of professional experience and extensive research and include public acceptance and engagement, communications audits, and narrative development. [www.nrmpublicaffairs.com](http://www.nrmpublicaffairs.com)

ABOUT NANOS



# TABULATIONS



2022-2081 – Globe and Mail/Nanos Survey – February Omni - STAT SHEET

Do you support, somewhat support, somewhat oppose or oppose the following: [RANDOMIZE]

Table with 13 columns: Question, Total, Unwgt N, Wgt N, Support, Somewhat support, Somewhat oppose, Oppose, Unsure, and 5 regional/age categories (Canada 2022-02, Atlantic, Quebec, Ontario, Prairies, British Columbia, Male, Female, 18 to 34, 35 to 54, 55 plus).

Do you support, somewhat support, somewhat oppose or oppose the following: [RANDOMIZE]

Table with 13 columns: Question, Total, Unwgt N, Wgt N, Support, Somewhat support, Somewhat oppose, Oppose, Unsure, and 5 regional/age categories (Canada 2022-02, Atlantic, Quebec, Ontario, Prairies, British Columbia, Male, Female, 18 to 34, 35 to 54, 55 plus).

Nanos conducted an RDD dual frame (land- and cell- lines) hybrid telephone and online random survey of 1,032 Canadians, 18 years of age or older, between February 23rd to 24th, 2022. The margin of error for this survey is ±3.1 percentage points, 19 times out of 20.



2022-2081 – Globe and Mail/Nanos Survey – February Omni - STAT SHEET

Do you support, somewhat support, somewhat oppose or oppose the following: [RANDOMIZE]

Table with 13 columns: Question, Total, Unwgt N, Wgt N, Region (Canada 2022-02, Atlantic, Quebec, Ontario, Prairies, British Columbia), Gender (Male, Female), Age (18 to 34, 35 to 54, 55 plus). Rows include support levels for 'The Conservatives for voting against the Emergencies Act to deal with the Truckers Convoy Protest'.

Do you support, somewhat support, somewhat oppose or oppose the following: [RANDOMIZE]

Table with 13 columns: Question, Total, Unwgt N, Wgt N, Region (Canada 2022-02, Atlantic, Quebec, Ontario, Prairies, British Columbia), Gender (Male, Female), Age (18 to 34, 35 to 54, 55 plus). Rows include support levels for 'Freezing the bank accounts and credit cards of the Trucking Convoy Protest Organizers'.

**2022-2081 – Globe and Mail/Nanos Survey – February Omni - STAT SHEET**

			Region					Gender		Age			
			Canada 2022-02	Atlantic	Quebec	Ontario	Prairies	British Columbia	Male	Female	18 to 34	35 to 54	55 plus
Has the handling of the Truckers Convoy Protest by Justin Trudeau improved, worsened or had no impact on your impression of him as Prime Minister?	Total	Unwgt N	1032	98	250	322	208	154	557	475	316	387	329
		Wgt N	1000	67	233	384	183	133	490	510	273	341	386
	Improved	%	19.6	18.8	16.1	22.6	16.4	21.6	16.6	22.4	13.6	18.5	24.7
	Worsened	%	46.7	32.8	46.4	44.6	57.1	45.9	51.1	42.4	50.4	48.2	42.7
	No impact	%	31.3	46.5	34.4	30.0	24.4	31.7	30.3	32.3	33.7	32.0	29.1
	Unsure	%	2.4	1.9	3.1	2.7	2.1	0.9	1.9	2.9	2.2	1.2	3.5