

A very strong majority of Canadians are in favour of the Government of Canada helping to evacuate Afghan refugees who are in danger because of their support for Canadian and allied troops during the mission.

Key Findings

1

SUPPORT FOR GOVERNMENT HELPING QUICKLY EVACUATE AFGHAN REFUGEES

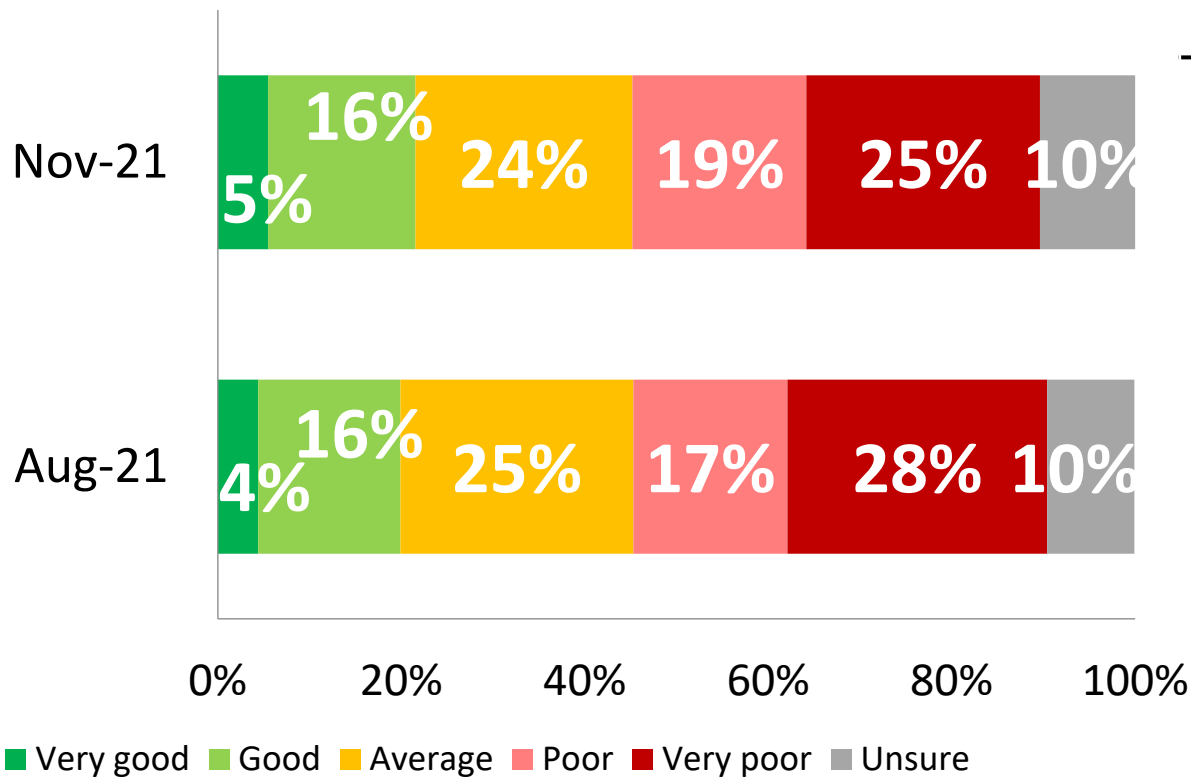
A strong majority of Canadians support (66%) or somewhat support (25%) the Government of Canada helping to quickly evacuate Afghan refugees who are in danger because they supported Canadian and allied troops during the mission, while three per cent each somewhat oppose or oppose this.

2

PERFORMANCE OF GOVERNMENT EVACUATING CANADIANS AND AFGHAN NATIONALS

Consistent with research conducted in August, Canadians are five times more likely to say the Liberal government has done a very poor job (25%; 28% in August) rather than a very good job (5%; 4% in August) at evacuating Canadians and Afghan nationals who have provided assistance to the Canadian government.

Rating performance of federal government at evacuating Canadians and Afghan nationals tracking



Net Score
-22.9
-25.2

Q Thinking of the crisis in Afghanistan, do you believe the federal Liberal government has done a very good, good, average, poor or very poor job at evacuating Canadians and Afghan nationals who have provided assistance to the Canadian government, such as interpreters?

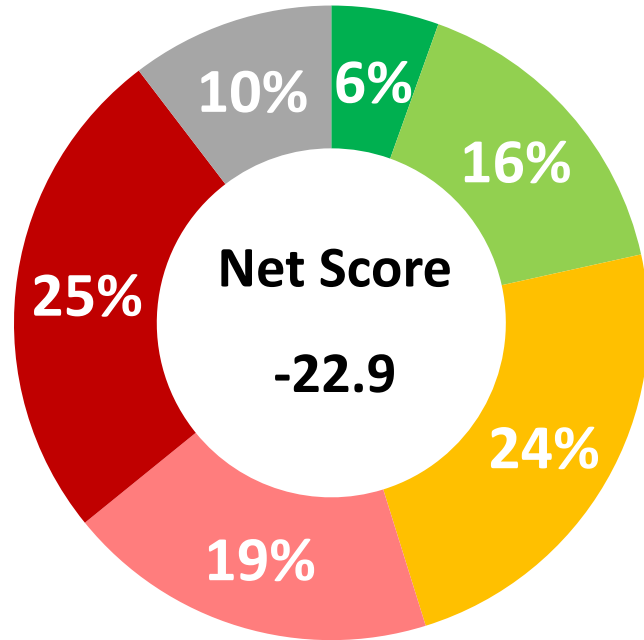
“ Consistent with research conducted in August, Canadians are divided over the performance of the federal government at evacuating Canadians and Afghan nationals who have provided assistance to the Canadian government, such as interpreters, with about four in ten Canadians saying the government has done a very poor or poor job at this. ”

*Weighted to the true population proportion.
 *Charts may not add up to 100 due to rounding.
 *The net score is the difference between all positive and negative numbers in a question.

Rating performance of federal government at evacuating Canadians and Afghan nationals

Q

Thinking of the crisis in Afghanistan, do you believe the federal Liberal government has done a very good, good, average, poor or very poor job at evacuating Canadians and Afghan nationals who have provided assistance to the Canadian government, such as interpreters?



■ Very good ■ Good ■ Average ■ Poor ■ Very poor ■ Unsure

*Weighted to the true population proportion.

*Charts may not add up to 100 due to rounding.

*The net score is the difference between all positive and negative numbers in a question.

“ Canadians are more likely to say the federal Liberal government has done a very poor job or poor job at evacuating Canadians and Afghan nationals who have provided assistance to the Canadian government, such as interpreters. Residents of the Prairies are more likely to say the government has done a very poor or poor job (55%) than residents of Quebec (31%). ”

Rating performance of federal government at evacuating Canadians and Afghan nationals – by demographics

Q Thinking of the crisis in Afghanistan, do you believe the federal Liberal government has done a very good, good, average, poor or very poor job at evacuating Canadians and Afghan nationals who have provided assistance to the Canadian government, such as interpreters?



		Very good/Good				
Atlantic (n=87)	Quebec (n=250)	Ontario (n=323)	Prairies (n=208)	BC (n=142)		
17.5%	38.8%	19.1%	11.5%	14.2%		
Men (n=528)	Women (n=482)	18 to 34 (n=273)	35 to 54 (n=338)	55 plus (n=399)		
20.1%	22.9%	24.8%	21.0%	19.7%		
		Very poor/Poor				
Atlantic (n=87)	Quebec (n=250)	Ontario (n=323)	Prairies (n=208)	BC (n=142)		
36.7%	31.1%	47.5%	54.6%	48.7%		
Men (n=528)	Women (n=482)	18 to 34 (n=273)	35 to 54 (n=338)	55 plus (n=399)		
49.1%	40.0%	31.9%	45.3%	52.5%		

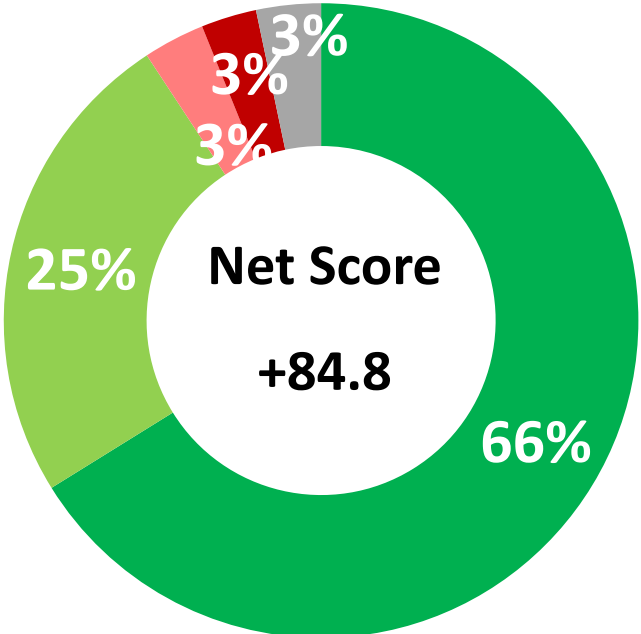
*Weighted to the true population proportion.
 *Charts may not add up to 100 due to rounding.



Support the evacuation of Afghan refugees who are in danger because they supported Canadian and allied troops

Q

Do you support, somewhat support, somewhat oppose or oppose, the Government of Canada helping to quickly evacuate Afghan refugees who are in danger because they supported Canadian and allied troops during the mission?



- Support
- Somewhat support
- Somewhat oppose
- Oppose
- Unsure

“

A strong majority of Canadians support or somewhat support the Government of Canada helping to quickly evacuate Afghan refugees who are in danger because they supported Canadian and allied troops during the mission.

”

*Weighted to the true population proportion.
 *Charts may not add up to 100 due to rounding.
 *The net score is the difference between all positive and negative numbers in a question.



Support the evacuation of Afghan refugees who are in danger because they supported Canadian and allied troops – by demographics



Do you support, somewhat support, somewhat oppose or oppose, the Government of Canada helping to quickly evacuate Afghan refugees who are in danger because they supported Canadian and allied troops during the mission?

Support/ Somewhat support

Atlantic (n=87)	Quebec (n=250)	Ontario (n=323)	Prairies (n=208)	BC (n=142)
88.1%	92.2%	92.5%	87.3%	89.1%
Men (n=528)	Women (n=482)	18 to 34 (n=273)	35 to 54 (n=338)	55 plus (n=399)
89.5%	91.9%	87.9%	88.0%	95.1%

Oppose/ Somewhat oppose

Atlantic (n=87)	Quebec (n=250)	Ontario (n=323)	Prairies (n=208)	BC (n=142)
5.4%	4.3%	5.1%	9.6%	6.7%
Men (n=528)	Women (n=482)	18 to 34 (n=273)	35 to 54 (n=338)	55 plus (n=399)
7.8%	4.2%	8.5%	8.0%	2.4%

*Weighted to the true population proportion.
 *Charts may not add up to 100 due to rounding.



Nanos conducted an RDD dual frame (land- and cell-lines) hybrid telephone and online random survey of 1,010 Canadians, 18 years of age or older, between November 27th and 29th, 2021 as part of an omnibus survey. Participants were randomly recruited by telephone using live agents and administered a survey online. The results were statistically checked and weighted by age and gender using the latest Census information and the sample is geographically stratified to be representative of Canada.

Individuals were randomly called using random digit dialling with a maximum of five call backs.

The margin of error for a random survey of 1,000 Canadians is ± 3.1 percentage points, 19 times out of 20.

The research was sponsored and conducted by Nanos Research.

Note: Charts may not add up to 100 due to rounding.

Element	Description	Element	Description
Research sponsor	Nanos Research	Weighting of Data	The results were weighted by age and gender using the latest Census information (2016) and the sample is geographically stratified to ensure a distribution across all regions of Canada. See tables for full weighting disclosure
Population and Final Sample Size	1010 Randomly selected individuals.	Screening	Screening ensured potential respondents did not work in the market research industry, in the advertising industry, in the media or a political party prior to administering the survey to ensure the integrity of the data.
Source of Sample	Nanos Panel	Excluded Demographics	Individuals younger than 18 years old; individuals without land or cell lines, and individuals without internet access could not participate.
Type of Sample	Probability	Stratification	By age and gender using the latest Census information (2016) and the sample is geographically stratified to be representative of Canada. Smaller areas such as Atlantic Canada were marginally oversampled to allow for a minimum regional sample.
Margin of Error	±3.1 percentage points, 19 times out of 20.	Estimated Response Rate	Thirteen percent, consistent with industry norms.
Mode of Survey	RDD dual frame (land- and cell-lines) hybrid telephone and online omnibus survey	Question Order	Question order in the preceding report reflects the order in which they appeared in the original questionnaire.
Sampling Method Base	The sample included both land- and cell-lines RDD (Random Digit Dialed) across Canada.	Question Content	Topics on the omnibus ahead of the survey content included: views on political issues, views on economic issues, work status, issues of concern, government benefits, inflation and spending, future standard of living, the trucking industry and a portrait gallery.
Demographics (Captured)	Atlantic Canada, Quebec, Ontario, Prairies, British Columbia; Men and Women; 18 years and older. Six digit postal code was used to validate geography.	Question Wording	The questions in the preceding report are written exactly as they were asked to individuals.
Fieldwork/Validation	Individuals were recruited using live interviews with live supervision to validate work, the research questions were administered online	Research/Data Collection Supplier	Nanos Research
Number of Calls	Maximum of five call backs to those recruited.	Contact	Contact Nanos Research for more information or with any concerns or questions. http://www.nanos.co Telephone:(613) 234-4666 ext. 237 Email: info@nanosresearch.com.
Time of Calls	Individuals recruited were called between 12-5:30 pm and 6:30-9:30pm local time for the respondent.		
Field Dates	November 27 th to 29 th , 2021.		
Language of Survey	The survey was conducted in both English and French.		
Standards	Nanos Research is a member of the Canadian Research Insights Council (CRIC) and confirms that this research fully complies with all CRIC Standards including the CRIC Public Opinion Research Standards and Disclosure Requirements. https://canadianresearchinsightscouncil.ca/standards/		



nanos dimap analytika



NANOS RUTHERFORD MCKAY & Co.

As one of North America's premier market and public opinion research firms, we put strategic intelligence into the hands of decision makers. The majority of our work is for private sector and public facing organizations and ranges from market studies, managing reputation through to leveraging data intelligence. Nanos Research offers a vertically integrated full service quantitative and qualitative research practice to attain the highest standards and the greatest control over the research process. www.nanos.co

This international joint venture between [dimap](#) and [Nanos](#) brings together top research and data experts from North American and Europe to deliver exceptional data intelligence to clients. The team offers data intelligence services ranging from demographic and sentiment microtargeting; consumer sentiment identification and decision conversion; and, data analytics and profiling for consumer persuasion. www.nanosdimap.com

NRM is an affiliate of Nanos Research and Rutherford McKay Associates. Our service offerings are based on decades of professional experience and extensive research and include public acceptance and engagement, communications audits, and narrative development. www.nrmpublicaffairs.com

ABOUT NANOS

TABULATIONS





2021-2038 – Nanos Research – November Survey – STAT SHEET

			Region					Gender		Age			
			Canada 2021-11	Atlantic	Quebec	Ontario	Prairies	British Columbia	Male	Female	18 to 34	35 to 54	55 plus
Question – Our next couple questions are about Afghanistan. Thinking of the crisis in Afghanistan, do you believe the federal Liberal government has done a very good, good, average, poor or very poor job at evacuating Canadians and Afghan nationals who have provided assistance to the Canadian government, such as interpreters?	Total	Unwgt N	1010	87	250	323	208	142	528	482	273	338	399
		Wgt N	1000	67	233	384	183	133	490	510	273	341	386
	Very good	%	5.5	5.1	14.5	3.0	1.0	3.3	4.7	6.2	6.9	5.0	4.9
	Good	%	16.1	12.4	24.3	16.1	10.6	10.9	15.4	16.7	17.9	16.0	14.8
	Average	%	23.7	30.6	22.1	24.6	22.3	21.9	22.3	24.9	26.5	20.9	24.1
	Poor	%	19.0	18.4	19.5	17.9	17.3	23.6	17.8	20.1	15.5	18.5	21.8
	Very poor	%	25.5	18.3	11.6	29.6	37.3	25.1	31.2	19.9	16.4	26.7	30.8
	Unsure	%	10.4	15.2	7.9	8.7	11.6	15.3	8.5	12.1	16.9	12.8	3.7

			Region					Gender		Age			
			Canada 2021-11	Atlantic	Quebec	Ontario	Prairies	British Columbia	Male	Female	18 to 34	35 to 54	55 plus
Question – Do you support, somewhat support, somewhat oppose or oppose, the Government of Canada helping to quickly evacuate Afghan refugees who are in danger because they supported Canadian and allied troops during the mission?	Total	Unwgt N	1010	87	250	323	208	142	528	482	273	338	399
		Wgt N	1000	67	233	384	183	133	490	510	273	341	386
	Support	%	66.2	70.7	59.5	70.0	63.7	67.8	64.4	67.8	58.5	62.4	74.9
	Somewhat support	%	24.6	17.4	32.7	22.5	23.7	21.4	25.1	24.1	29.4	25.7	20.2
	Somewhat oppose	%	3.1	1.0	3.5	2.9	4.1	2.7	3.8	2.5	5.4	3.8	1.0
	Oppose	%	2.8	4.5	0.8	2.1	5.5	4.0	4.0	1.7	3.0	4.2	1.5
	Unsure	%	3.3	6.4	3.5	2.4	3.0	4.2	2.7	3.9	3.6	4.0	2.4

Nanos conducted an RDD dual frame (land- and cell- lines) hybrid telephone and online random survey of 1,010 Canadians, 18 years of age or older, between November 27th and 29th, 2021. The margin of error for this survey is ±3.1 percentage points, 19 times out of 20.