

Strong majority of Alberta residents say they would be more likely to support a provincial government in Alberta if it created a park or protected wilderness in the Bighorn Wildlands area of the Rockies.

# Key Findings



## **BIGHORN WILDLANDS PARK**

Nearly seven in ten residents of Alberta (69%) say they would be more likely to support a provincial government in Alberta if it created a park or protected wilderness in the Bighorn Wildlands area of the Rockies, linking Banff and Jasper National Parks, while under two in ten (14%) don't support this.



## **CONTRIBUTING TO FIGHT CLIMATE CHANGE**

One in two residents of Alberta say protecting more of our nature and wilderness is one of the best ways Canada can contribute to fighting climate change (50%), while over one in four (27%) believe other priorities are more important than fighting climate change and under one in five say they are not persuaded that protecting nature and wilderness contributes to fighting climate change (18%)



## **BUILDING OVER/UNDERPASSES**

Over eight in ten Alberta residents (82%) say that in important wildlife areas, the Alberta government should build wildlife overpasses or underpasses on roads, with just over one in ten saying they do not support this (13%).



# Key Findings



## BALANCING JOB CREATION WITH PROTECTION

Over two in three residents of Alberta (68%) say they would be more likely to support a provincial government in Alberta if it balanced its job creation projects with some important new nature conservation initiatives, while one in five (21%) they would be more likely to support if it focused more on resource development as its first priority.



## JOBS VS. CONSERVING NATURE

Three in four residents of Alberta (75%) say creating jobs and conserving nature, should be done in balance, while 19 percent say economic development should be the main focus, and five per cent say conserving nature should be the main focus (19 %).



## KAKWA WILDLAND EXPANSION

Six in ten residents of Alberta (61%) say they would be more likely to support a provincial government in Alberta that expanded the existing Kakwa Wildland Provincial Park in northwestern Alberta, to protect the range of two of Alberta's remaining woodland caribou herds, while under one in five (18%) do not support this.



# Key Findings – By Political Views



## DIRECTION OF ALBERTA

Alberta residents are nearly three times more likely to say Alberta is heading in the wrong direction (62%) rather than the right direction (21%). Alberta residents who do not support the government are most likely to say Alberta is heading in the wrong direction, while Alberta residents who say they would vote for the Alberta UCP under Jason Kenney were most likely to say that Alberta is heading in the right direction (53%).



## PROVINCIAL PREFERENCE

If there was a provincial election in Alberta today, over four in ten (45%) respondents say they would vote for the Alberta NDP, followed by the Alberta UCP (29%), the Alberta UCP under a different leader (8%), the Alberta Party under Jacquie Fenske (six per cent), the Wildrose Party (3%) and the Alberta Liberal Party under John Roggeveen (2%).

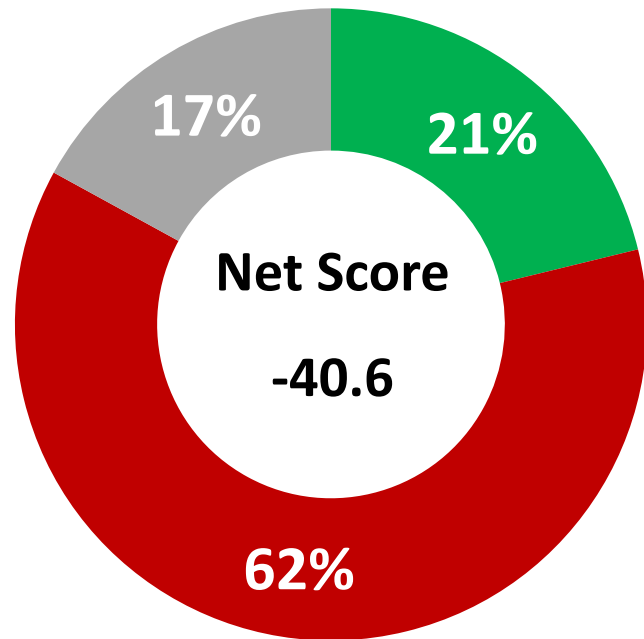


## FEDERAL PREFERENCE

When asked which political party they just voted for in the federal election held on September 20<sup>th</sup>, over four in ten (47%) respondents say voted for the Conservative Party, followed by the Federal NDP (20%), the Liberal Party of Canada (17%), The People’s Party (7%) and the Green Party (1%) with four per cent saying they prefer not to say and two per cent saying they did not vote



# Direction Alberta is heading



■ Right direction   ■ Wrong direction   ■ Unsure

**Q** Generally speaking, would you say Alberta as a province is currently heading in the right or the wrong direction?

	Calgary (n=280)	Edmonton (n=182)	Rest of Province (n=339)	18 to 34 (n=127)	35 to 54 (n=343)	55 plus (n=331)
<b>Right direction</b>	<b>22.2%</b>	<b>17.2%</b>	<b>22.6%</b>	<b>13.8%</b>	<b>22.2%</b>	<b>27.4%</b>
	Men (n=433)	Women (n=368)	The Alberta UCP under Jason Kenney (n=257)	The Alberta NDP under Rachel Notley (n=349)	The Alberta Party under Jacquie Fenske (n=47)	UCP under a different leader (n=65)
	<b>25.7%</b>	<b>16.7%</b>	<b>53.8%</b>	<b>4.8%</b>	<b>13.2%</b>	<b>14.6%</b>
<b>Wrong direction</b>	Calgary (n=280)	Edmonton (n=182)	Rest of Province (n=339)	18 to 34 (n=127)	35 to 54 (n=343)	55 plus (n=331)
	<b>60.4%</b>	<b>69.3%</b>	<b>58.9%</b>	<b>70.5%</b>	<b>62.0%</b>	<b>52.8%</b>
	Men (n=433)	Women (n=368)	The Alberta UCP under Jason Kenney (n=257)	The Alberta NDP under Rachel Notley (n=349)	The Alberta Party under Jacquie Fenske (n=47)	UCP under a different leader (n=65)
	<b>58.8%</b>	<b>64.8%</b>	<b>16.6%</b>	<b>89.2%</b>	<b>71.1%</b>	<b>52.8%</b>

\*Weighted to the true population proportion.

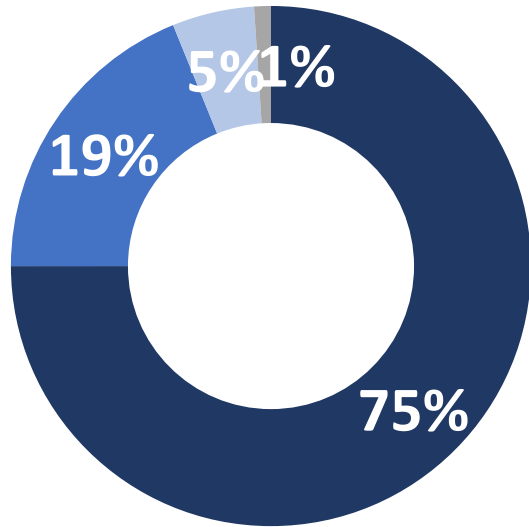
\*Charts may not add up to 100 due to rounding.

\*The net score is the difference between all positive and negative numbers in a question.

Source: Nanos Research, online random survey, October 13<sup>th</sup> to November 1st, 2021, n=801, accurate 3.5 percentage points plus or minus, 19 times out of 20.



# Balance between creating jobs and conserving nature



- We don't need to choose between creating jobs and conserving nature. We need to do both in balance
- Economic development and job creation should be Alberta's main focus
- Conserving our environment should be Alberta's main focus
- Unsure

Q

Of the following three statements, which one do you agree with most: [RANDOMIZE]

We don't need to choose between creating jobs and conserving nature. We need to do both in balance

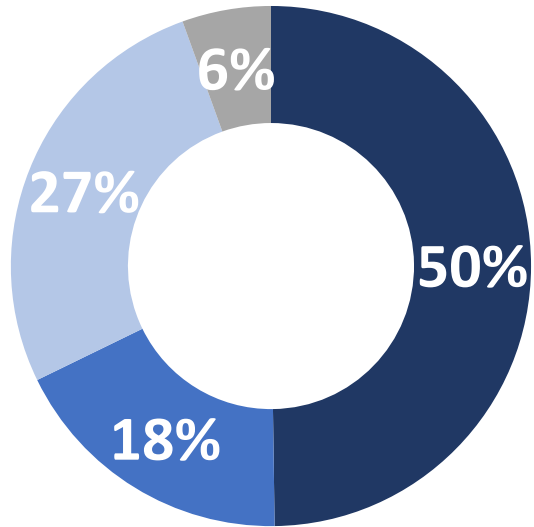
	Calgary (n=278)	Edmonton (n=180)	Rest of Province (n=335)	18 to 34 (n=127)	35 to 54 (n=341)	55 plus (n=325)
	<b>74.5%</b>	<b>79.9%</b>	<b>72.8%</b>	<b>68.4%</b>	<b>76.5%</b>	<b>80.0%</b>
	Men (n=430)	Women (n=363)	The Alberta UCP under Jason Kenney (n=253)	The Alberta NDP under Rachel Notley (n=346)	The Alberta Party under Jacquie Fenske (n=47)	UCP under a different leader (n=65)
	<b>72.1%</b>	<b>77.9%</b>	<b>65.6%</b>	<b>88.2%</b>	<b>44.7%</b>	<b>78.2%</b>

\*Weighted to the true population proportion.  
 \*Charts may not add up to 100 due to rounding.  
 \*Shaded due to small sample size

Source: Nanos Research, online random survey, October 13<sup>th</sup> to November 1st, 2021, n=793, accurate 3.5 percentage points plus or minus, 19 times out of 20.



# Protecting nature to fight climate change



- Protecting more of our nature and wilderness is one of the best ways Canada can contribute to fighting climate change
- I'm not persuaded that protecting nature and wilderness contributes to fighting climate change
- I believe other priorities are more important than fighting climate change
- Unsure



Which statement do you agree with most: [RANDOMIZE]

Protecting more of our nature and wilderness is one of the best ways Canada can contribute to fighting climate change

	Calgary (n=280)	Edmonton (n=182)	Rest of Province (n=333)	18 to 34 (n=127)	35 to 54 (n=341)	55 plus (n=327)
	<b>51.4%</b>	<b>66.1%</b>	<b>40.1%</b>	<b>48.7%</b>	<b>48.5%</b>	<b>52.4%</b>
	Men (n=430)	Women (n=365)	The Alberta UCP under Jason Kenney (n=254)	The Alberta NDP under Rachel Notley (n=348)	The Alberta Party under Jacquie Fenske (n=45)	UCP under a different leader (n=65)
	<b>43.7%</b>	<b>55.8%</b>	<b>24.5%</b>	<b>77.6%</b>	<b>25.5%</b>	<b>33.9%</b>

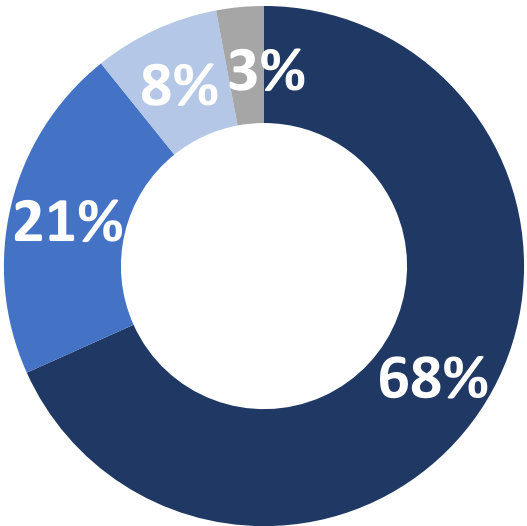
\*Weighted to the true population proportion.  
 \*Charts may not add up to 100 due to rounding.





# Supporting Alberta government

Q Which statement do you agree with most: [RANDOMIZE]



- I'd be more likely to support a provincial government in Alberta if it balanced its job creation projects with some important new nature conservation initiatives
- I'd be more likely to support a provincial government in Alberta if it focused more on resource development as its first priority
- I'd be more likely to support a provincial government in Alberta if it focused more on conserving nature as its first priority
- Unsure

I'd be more likely to support a provincial government in Alberta if it balanced its job creation projects with some important new nature conservation initiatives

	Calgary (n=278)	Edmonton (n=181)	Rest of Province (n=338)	18 to 34 (n=126)	35 to 54 (n=342)	55 plus (n=329)
	<b>73.9%</b>	<b>70.2%</b>	<b>63.5%</b>	<b>60.4%</b>	<b>71.2%</b>	<b>72.8%</b>
	Men (n=433)	Women (n=364)	The Alberta UCP under Jason Kenney (n=257)	The Alberta NDP under Rachel Notley (n=347)	The Alberta Party under Jacquie Fenske (n=45)	UCP under a different leader (n=65)
	<b>65.9%</b>	<b>70.6%</b>	<b>58.5%</b>	<b>82.1%</b>	<b>46.9%</b>	<b>66.4%</b>

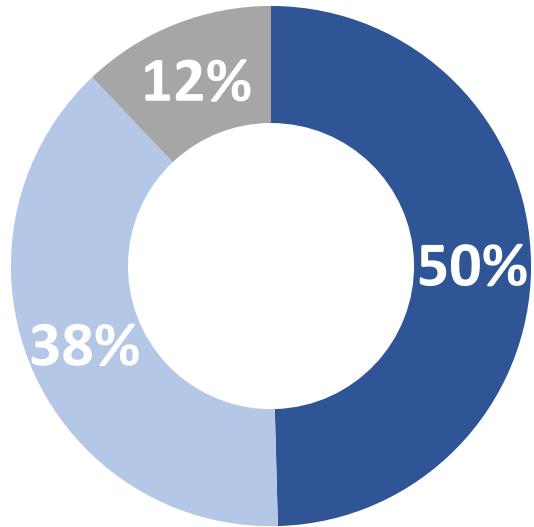
\*Weighted to the true population proportion.  
\*Charts may not add up to 100 due to rounding.

Source: Nanos Research, online random survey, October 13<sup>th</sup> to November 1<sup>st</sup>, 2021, n=797, accurate 3.5 percentage points plus or minus, 19 times out of 20.





# Supporting Alberta government



- I'd be more likely to support a provincial government in Alberta if it set out a big and important nature conservation goal, like this: we should protect and conserve 30 per cent of Alberta's lands and waters by 2030, up from the current 15%
- I don't support setting big nature conservation goals like that because I feel that other priorities are more important
- Unsure

## Q

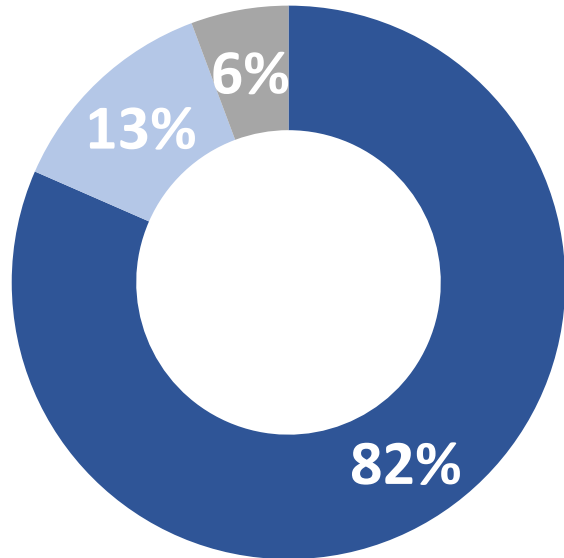
Which statement do you agree with most: [RANDOMIZE]

I'd be more likely to support a provincial government in Alberta if it set out a big and important nature conservation goal

Category	Sample Size (n)	Agree with most (%)
Calgary	278	54.9%
Edmonton	180	63.4%
Rest of Province	334	38.8%
18 to 34	127	53.5%
35 to 54	340	48.5%
55 plus	325	46.8%
Men	425	42.7%
Women	367	56.3%
The Alberta UCP under Jason Kenney	254	19.3%
The Alberta NDP under Rachel Notley	346	82.4%
The Alberta Party under Jacquie Fenske	45	27.5%
UCP under a different leader	65	29.5%

\*Weighted to the true population proportion.  
\*Charts may not add up to 100 due to rounding.

# Building overpasses and underpasses to protect drivers and animals



- In important wildlife areas, the Alberta government should build wildlife overpasses or underpasses on roads, because this will greatly reduce dangerous wildlife-vehicle collisions by 80% or more, will pay for itself within 10 to 20 years and allow people
- I don't support spending public funds to build highway overpasses for wildlife because I feel other priorities are more important
- Unsure



Which statement do you agree with most: [RANDOMIZE]

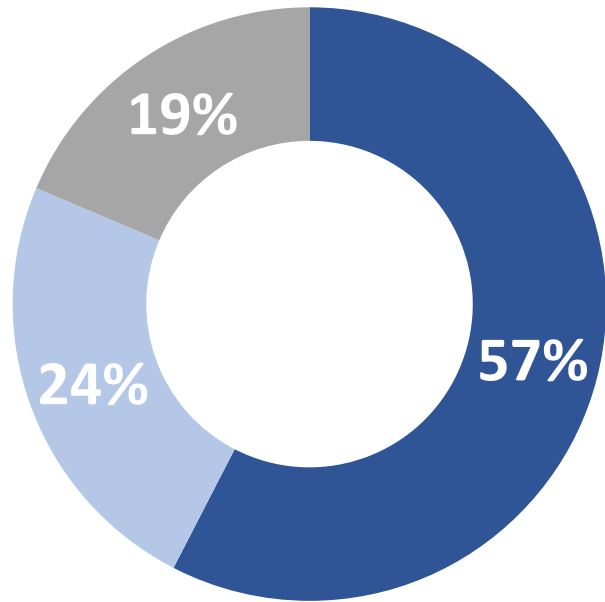
In important wildlife areas, the Alberta government should build wildlife overpasses or underpasses on roads

	Calgary (n=275)	Edmonton (n=179)	Rest of Province (n=335)	18 to 34 (n=124)	35 to 54 (n=341)	55 plus (n=324)
	<b>83.5%</b>	<b>86.9%</b>	<b>77.5%</b>	<b>85.4%</b>	<b>80.2%</b>	<b>79.3%</b>
	Men (n=426)	Women (n=363)	The Alberta UCP under Jason Kenney (n=253)	The Alberta NDP under Rachel Notley (n=344)	The Alberta Party under Jacquie Fenske (n=47)	UCP under a different leader (n=64)
	<b>82.0%</b>	<b>81.1%</b>	<b>75.0%</b>	<b>92.6%</b>	<b>71.9%</b>	<b>67.5%</b>

\*Weighted to the true population proportion.  
 \*Charts may not add up to 100 due to rounding.



# Support for provincial government working with First Nations



- I'd be more likely to support a provincial government in Alberta if it worked with First Nations and local communities to create at least one major new provincial park or protected wilderness during its current term
- I don't support creating a new provincial park or protected wilderness because resource development is more important
- Unsure



Which statement do you agree with most: [RANDOMIZE]

I'd be more likely to support a provincial government in Alberta if it worked with First Nations and local communities to create at least one major new provincial park or protected wilderness during its current term

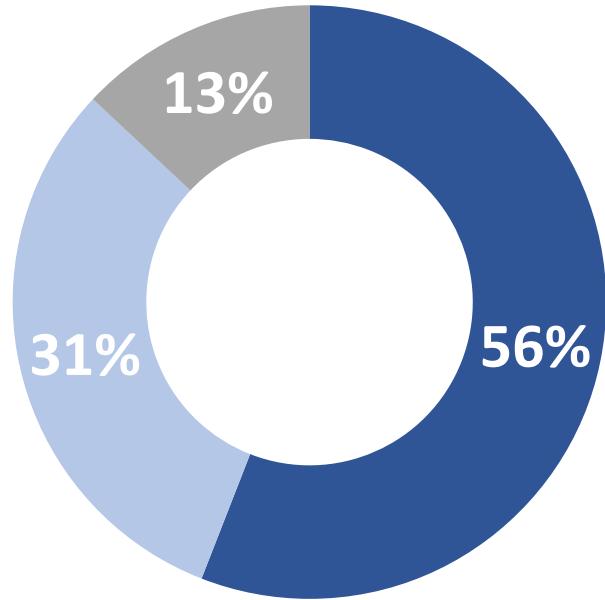
	Calgary (n=280)	Edmonton (n=176)	Rest of Province (n=332)	18 to 34 (n=125)	35 to 54 (n=343)	55 plus (n=320)
	<b>61.7%</b>	<b>72.0%</b>	<b>47.5%</b>	<b>57.6%</b>	<b>55.3%</b>	<b>60.2%</b>
	Men (n=426)	Women (n=362)	The Alberta UCP under Jason Kenney (n=250)	The Alberta NDP under Rachel Notley (n=344)	The Alberta Party under Jacquie Fenske (n=47)	UCP under a different leader (n=64)
	<b>51.6%</b>	<b>63.5%</b>	<b>36.1%</b>	<b>84.8%</b>	<b>33.7%</b>	<b>41.0%</b>

\*Weighted to the true population proportion.  
\*Charts may not add up to 100 due to rounding.

Source: Nanos Research, online random survey, October 13<sup>th</sup> to November 1<sup>st</sup>, 2021, n=788, accurate 3.5 percentage points plus or minus, 19 times out of 20.



# Support for provincial government that stopped coal mining



- I'd be more likely to support a provincial government in Alberta that put a stop to coal mining and moved to protect Alberta's eastern slopes
- I don't support ending coal mining on the eastern slopes because resource development is more important
- Unsure

Q Which statement do you agree with most: [RANDOMIZE]

I'd be more likely to support a provincial government in Alberta that put a stop to coal mining and moved to protect Alberta's eastern slopes

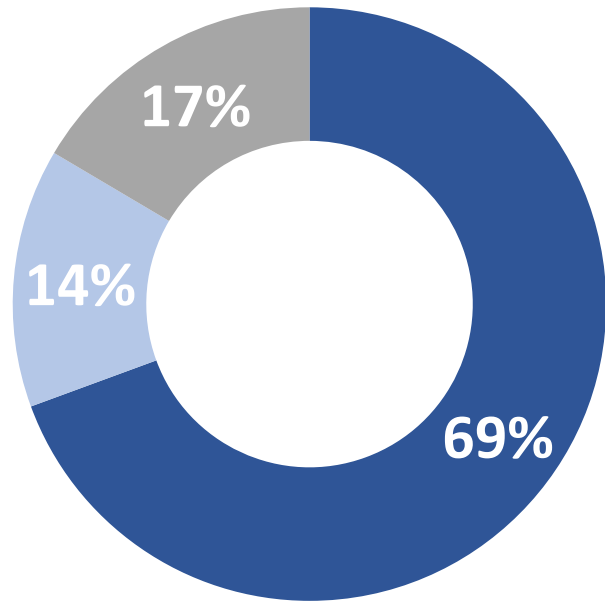
	Calgary (n=272)	Edmonton (n=179)	Rest of Province (n=334)	18 to 34 (n=126)	35 to 54 (n=339)	55 plus (n=320)
	<b>60.3%</b>	<b>63.8%</b>	<b>48.9%</b>	<b>55.3%</b>	<b>54.0%</b>	<b>58.8%</b>
	Men (n=426)	Women (n=359)	The Alberta UCP under Jason Kenney (n=251)	The Alberta NDP under Rachel Notley (n=341)	The Alberta Party under Jacquie Fenske (n=46)	UCP under a different leader (n=64)
	<b>51.5%</b>	<b>60.3%</b>	<b>27.4%</b>	<b>85.1%</b>	<b>39.1%</b>	<b>53.1%</b>

\*Weighted to the true population proportion.  
\*Charts may not add up to 100 due to rounding.

# Support for provincial government that protected Wilderness in Bighorn Wildlands



Which statement do you agree with most: [RANDOMIZE]



I'd be more likely to support a provincial government in Alberta if it created a park or protected wilderness in the Bighorn Wildlands area of the Rockies, linking Banff and Jasper National Parks

	Calgary (n=277)	Edmonton (n=179)	Rest of Province (n=328)	18 to 34 (n=126)	35 to 54 (n=338)	55 plus (n=320)
	<b>71.2%</b>	<b>77.0%</b>	<b>64.2%</b>	<b>69.2%</b>	<b>67.7%</b>	<b>71.6%</b>
	Men (n=425)	Women (n=359)	The Alberta UCP under Jason Kenney (n=252)	The Alberta NDP under Rachel Notley (n=345)	The Alberta Party under Jacquie Fenske (n=44)	UCP under a different leader (n=63)
	<b>63.0%</b>	<b>75.8%</b>	<b>55.0%</b>	<b>88.8%</b>	<b>65.4%</b>	<b>50.7%</b>

- I'd be more likely to support a provincial government in Alberta if it created a park or protected wilderness in the Bighorn Wildlands area of the Rockies, linking Banff and Jasper National Parks
- I don't support creating a new park or protected wilderness in the Bighorn because resource development and freer use for activities like off-road driving is more important
- Unsure

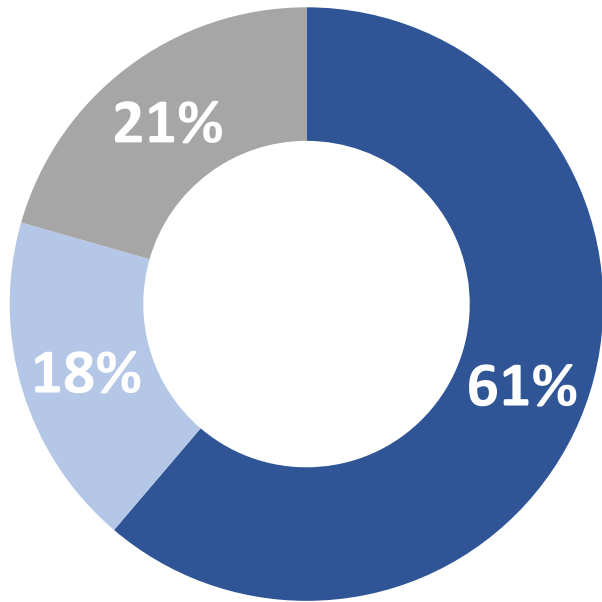
\*Weighted to the true population proportion.  
\*Charts may not add up to 100 due to rounding.

Source: Nanos Research, online random survey, October 13<sup>th</sup> to November 1<sup>st</sup>, 2021, n=784, accurate 3.5 percentage points plus or minus, 19 times out of 20.



# Support for provincial government that expanded Kakwa Provincial Park

Q Which statement do you agree with most: [RANDOMIZE]



I'd be more likely to support a provincial government in Alberta that expanded the existing Kakwa Wildland Provincial Park in northwestern Alberta, to protect the range of two of Alberta's remaining woodland caribou herds

I don't support creating a new park or protected wilderness in the Kakwa because resource development is more important

Unsure

I'd be more likely to support a provincial government in Alberta that expanded the existing Kakwa Wildland Provincial Park in northwestern Alberta, to protect the range of two of Alberta's remaining woodland caribou herds

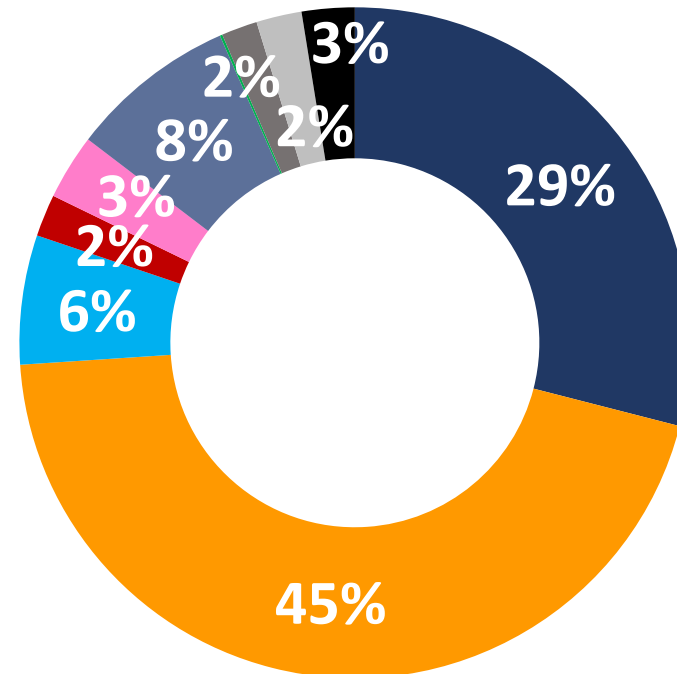
	Calgary (n=274)	Edmonton (n=178)	Rest of Province (n=327)	18 to 34 (n=125)	35 to 54 (n=338)	55 plus (n=316)
	<b>67.2%</b>	<b>69.2%</b>	<b>53.1%</b>	<b>63.7%</b>	<b>62.5%</b>	<b>57.2%</b>
			The Alberta UCP under Jason Kenney (n=249)	The Alberta NDP under Rachel Notley (n=340)	The Alberta Party under Jacquie Fenske (n=45)	UCP under a different leader (n=62)
Men (n=428)	<b>55.6%</b>	<b>67.0%</b>	<b>38.7%</b>	<b>84.3%</b>	<b>55.3%</b>	<b>56.1%</b>
Women (n=351)						

\*Weighted to the true population proportion.  
\*Charts may not add up to 100 due to rounding.

# Voting profile for Alberta elections

Q

If there was a provincial election in Alberta today, which party would you most likely vote for to lead the government of Alberta?



- The Alberta UCP under Jason Kenney
- The Alberta NDP under Rachel Notley
- The Alberta Party under Jacquie Fenske
- The Alberta Liberal Party under John Roggeveen
- Wildrose Party
- UCP under a different leader
- Green Party
- Other
- Unsure
- Prefer not to say

\*Weighted to the true population proportion.

\*Charts may not add up to 100 due to rounding.

\*The net score is the difference between all positive and negative numbers in a question.

Source: Nanos Research, online random survey, October 13<sup>th</sup> to November 1<sup>st</sup>, 2021, n=801, accurate 3.5 percentage points plus or minus, 19 times out of 20.

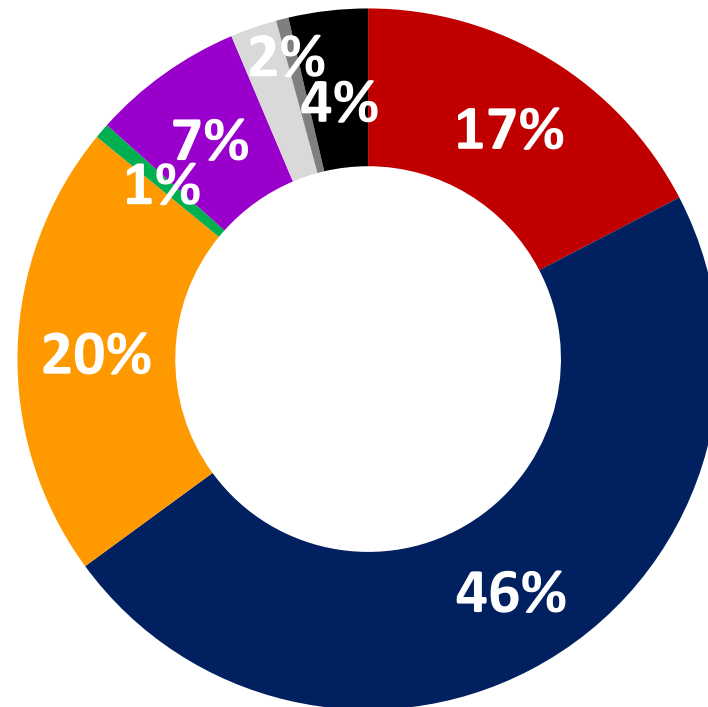




# Voting profile for federal elections

Q

And which political party did you just vote for in the federal election held on September 20th?



- The Liberal Party of Canada
- The Conservative Party
- The federal NDP
- The Green Party
- The People's Party
- Some other party (Please specify \_\_\_)
- Didn't vote
- Prefer not to say

\*Weighted to the true population proportion.

\*Charts may not add up to 100 due to rounding.

\*The net score is the difference between all positive and negative numbers in a question.

Source: Nanos Research, online random survey, October 13<sup>th</sup> to November 1<sup>st</sup>, 2021, n=795, accurate 3.5 percentage points plus or minus, 19 times out of 20.



# METHODOLOGY

Nanos an online random survey of 801 Alberta residents, 18 years of age or older, between October 13<sup>th</sup> and November 1<sup>st</sup>, 2021. The results were statistically checked and weighted by age and gender using the latest Census information and the sample is geographically stratified to be representative of Alberta.

The margin of error for a random survey of 801 Alberta residents is  $\pm 3.5$  percentage points, 19 times out of 20.

The research was commissioned by Yellowstone to Yukon Conservation Initiative and was conducted by Nanos Research.

Note: Charts may not add up to 100 due to rounding.



Element	Description	Element	Description
Research sponsor	Yellowstone to Yukon Conservation Initiative	Weighting of Data	The results were weighted by age and gender using the latest Census information (2016) and the sample is geographically stratified to ensure a distribution across all regions of Alberta. See tables for full weighting disclosure
Population and Final Sample Size	801 Randomly selected individuals.	Screening	Screening ensured potential respondents did not work in the market research industry, in the advertising industry, in the media or a political party prior to administering the survey to ensure the integrity of the data.
Source of Sample	Nanos Panel	Excluded Demographics	Individuals younger than 18 years old; individuals without land or cell lines, and individuals without internet access could not participate.
Type of Sample	Probability	Stratification	By age and gender using the latest Census information (2016) and the sample is geographically stratified to be representative of Alberta.
Margin of Error	±3.5 percentage points, 19 times out of 20.	Estimated Response Rate	18 percent, consistent with industry norms.
Mode of Survey	Online survey	Question Order	Question order in the preceding report reflects the order in which they appeared in the original questionnaire.
Sampling Method Base	The sample included both land- and cell-lines RDD (Random Digit Dialed) across Canada.	Question Content	All questions asked are included in this report.
Demographics (Captured)	Alberta; Men and Women; 18 years and older. Six digit postal code was used to validate geography.	Question Wording	The questions in the preceding report are written exactly as they were asked to individuals.
Fieldwork/Validation	Individuals were recruited using live interviews with live supervision to validate work, the research questions were administered online	Research/Data Collection Supplier	Nanos Research
Number of Calls	Maximum of five call backs to those recruited.	Contact	Contact Nanos Research for more information or with any concerns or questions. <a href="http://www.nanos.co">http://www.nanos.co</a> Telephone:(613) 234-4666 ext. 237 Email: info@nanosresearch.com.
Time of Calls	Individuals recruited were called between 12-5:30 pm and 6:30-9:30pm local time for the respondent.		
Field Dates	October 13 <sup>th</sup> to November 1 <sup>st</sup> , 2021		
Language of Survey	The survey was conducted in English.		
Standards	Nanos Research is a member of the Canadian Research Insights Council (CRIC) and confirms that this research fully complies with all CRIC Standards including the CRIC Public Opinion Research Standards and Disclosure Requirements. <a href="https://canadianresearchinsightscouncil.ca/standards/">https://canadianresearchinsightscouncil.ca/standards/</a>		



nanos dimap analytika



NANOS RUTHERFORD MCKAY & Co.

As one of North America's premier market and public opinion research firms, we put strategic intelligence into the hands of decision makers. The majority of our work is for private sector and public facing organizations and ranges from market studies, managing reputation through to leveraging data intelligence. Nanos Research offers a vertically integrated full service quantitative and qualitative research practice to attain the highest standards and the greatest control over the research process. [www.nanos.co](http://www.nanos.co)

This international joint venture between [dimap](http://www.dimap.com) and [Nanos](http://www.nanos.co) brings together top research and data experts from North American and Europe to deliver exceptional data intelligence to clients. The team offers data intelligence services ranging from demographic and sentiment microtargeting; consumer sentiment identification and decision conversion; and, data analytics and profiling for consumer persuasion. [www.nanosdimap.com](http://www.nanosdimap.com)

NRM is an affiliate of Nanos Research and Rutherford McKay Associates. Our service offerings are based on decades of professional experience and extensive research and include public acceptance and engagement, communications audits, and narrative development. [www.nrmpublicaffairs.com](http://www.nrmpublicaffairs.com)

ABOUT NANOS

# TABULATIONS





**2021-1964A – Yellowstone to Yukon – Alberta – STAT SHEET**

			Region				Gender		Age		
			Alberta 2021-10	Calgary	Edmonton	Rest of Province	Male	Female	18 to 34	35 to 54	55 plus
Question - Generally speaking, would you say Alberta as a province is currently heading in the right or the wrong direction?	Total	Unwgt N	801	280	182	339	433	368	127	343	331
		Wgt N	800	247	188	365	398	402	255	290	255
	Right direction	%	21.2	22.2	17.2	22.6	25.7	16.7	13.8	22.2	27.4
	Wrong direction	%	61.8	60.4	69.3	58.9	58.8	64.8	70.5	62.0	52.8
	Unsure	%	17.0	17.4	13.5	18.5	15.5	18.5	15.8	15.8	19.7

			Region				Gender		Age		
			Alberta 2021-10	Calgary	Edmonton	Rest of Province	Male	Female	18 to 34	35 to 54	55 plus
Vote Profile - If there was a provincial election in Alberta today, which party would you most likely vote for to lead the government of Alberta?	Total	Unwgt N	801	280	182	339	433	368	127	343	331
		Wgt N	800	247	188	365	398	402	255	290	255
	The Alberta UCP under Jason Kenney	%	29.0	26.3	22.7	34.1	32.9	25.1	16.6	30.3	39.9
	The Alberta NDP under Rachel Notley	%	45.0	48.2	60.6	34.7	38.1	51.8	50.5	44.8	39.6
	The Alberta Party under Jacquie Fenske	%	6.2	5.1	3.6	8.4	6.7	5.8	7.2	7.0	4.4
	The Alberta Liberal Party under John Roggeveen	%	2.0	1.9	3.5	1.4	1.9	2.2	3.2	1.0	2.1
	Wildrose Party	%	3.2	2.5	4.0	3.1	4.6	1.7	5.4	2.9	1.2
	UCP under a different leader	%	8.0	8.3	3.9	10.0	9.5	6.6	8.0	7.8	8.4
	Green Party	%	0.1	0.0	0.0	0.3	0.0	0.2	0.0	0.3	0.0
	Other	%	1.7	1.9	0.6	2.2	2.1	1.3	2.4	2.0	0.7
	Unsure	%	2.2	2.4	0.3	3.0	2.1	2.3	4.1	0.9	1.7
Prefer not to say	%	2.5	3.4	0.9	2.8	2.2	2.9	2.6	3.1	1.9	

Nanos conducted an online random survey of 801 residents of Alberta, 18 years of age or older, between October 13<sup>th</sup> and November 1<sup>st</sup>, 2021. The margin of error this survey is ±3.5 percentage points, 19 times out of 20.



**2021-1964A – Yellowstone to Yukon – Alberta – STAT SHEET**

			Region				Gender		Age		
			Alberta 2021-10	Calgary	Edmonton	Rest of Province	Male	Female	18 to 34	35 to 54	55 plus
Ballot	Total	Unwgt N	767	267	179	321	413	354	119	329	319
		Wgt N	762	233	186	344	381	381	238	279	246
	The Alberta UCP under Jason Kenney	%	30.4	27.9	23.0	36.2	34.4	26.5	17.8	31.6	41.4
	The Alberta NDP under Rachel Notley	%	47.2	51.2	61.3	36.9	39.8	54.6	54.1	46.6	41.1
	The Alberta Party under Jacquie Fenske	%	6.5	5.4	3.6	8.9	7.0	6.1	7.7	7.3	4.5
	The Alberta Liberal Party under John Roggeveen	%	2.1	2.1	3.5	1.4	1.9	2.3	3.4	1.0	2.2
	Wildrose Party	%	3.3	2.7	4.1	3.3	4.8	1.8	5.8	3.0	1.3
	UCP under a different leader	%	8.4	8.8	4.0	10.6	9.9	7.0	8.6	8.1	8.7
	Green Party	%	0.1	0.0	0.0	0.3	0.0	0.3	0.0	0.3	0.0
	Other	%	1.8	2.0	0.6	2.4	2.2	1.4	2.6	2.1	0.8

Nanos conducted an online random survey of 801 residents of Alberta, 18 years of age or older, between October 13<sup>th</sup> and November 1<sup>st</sup>, 2021. The margin of error this survey is ±3.5 percentage points, 19 times out of 20.





**2021-1964A – Yellowstone to Yukon – Alberta – STAT SHEET**

			Region				Gender		Age		
			Alberta 2021-10	Calgary	Edmonton	Rest of Province	Male	Female	18 to 34	35 to 54	55 plus
Question - And which political party did you just vote for in the federal election held on September 20th?	Total	Unwgt N	795	277	181	337	429	366	127	341	327
		Wgt N	796	245	187	363	395	400	255	288	252
	The Liberal Party of Canada under Justin Trudeau	%	16.8	22.0	19.1	12.2	16.5	17.2	14.5	18.6	17.2
	The Conservative Party under Erin O'Toole	%	46.0	45.5	32.3	53.4	51.6	40.5	34.0	49.6	54.1
	The federal NDP under Jagmeet Singh	%	20.3	17.3	34.3	15.1	12.4	28.1	28.5	17.1	15.7
	The Green Party under Annamie Paul	%	0.7	1.8	0.0	0.3	0.0	1.4	1.8	0.3	0.0
	The People's Party under Maxime Bernier	%	6.8	5.1	7.8	7.4	8.5	5.1	10.4	7.4	2.4
	Maverick Party	%	2.1	1.1	0.0	3.8	2.9	1.3	0.9	1.8	3.7
	Other	%	0.6	0.7	0.3	0.6	1.1	0.0	1.5	0.0	0.2
	Didn't vote	%	3.5	4.5	2.3	3.5	4.4	2.7	5.2	3.1	2.3
Prefer not to say	%	3.2	2.0	3.9	3.7	2.7	3.8	3.2	2.1	4.5	

Nanos conducted an online random survey of 801 residents of Alberta, 18 years of age or older, between October 13<sup>th</sup> and November 1<sup>st</sup>, 2021. The margin of error this survey is ±3.5 percentage points, 19 times out of 20.



**2021-1964A – Yellowstone to Yukon – Alberta – STAT SHEET**

We're now going to ask you some questions about jobs and nature conservation within the context of the commitment by Canada, the U.S. and over 60 other countries to protect and conserve at least 30% of the Earth's land, seas and freshwater ecosystems by 2030.

			Region				Gender		Age		
			Alberta 2021-10	Calgary	Edmonton	Rest of Province	Male	Female	18 to 34	35 to 54	55 plus
Question - Of the following three statements, which one do you agree with most: [RANDOMIZE]	Total	Unwgt N	793	278	180	335	430	363	127	341	325
		Wgt N	793	246	187	361	396	397	255	288	250
	We don't need to choose between creating jobs and conserving nature. We need to do both in balance	%	75.0	74.5	79.9	72.8	72.1	77.9	68.4	76.5	80.0
	Economic development and job creation should be Alberta's main focus	%	18.9	20.2	10.7	22.2	22.1	15.7	20.7	19.2	16.5
	Conserving our environment should be Alberta's main focus	%	5.1	5.0	8.5	3.4	5.0	5.2	8.5	4.2	2.6
	Unsure	%	1.0	0.3	0.9	1.6	0.9	1.2	2.4	0.0	0.9

			Region				Gender		Age		
			Alberta 2021-10	Calgary	Edmonton	Rest of Province	Male	Female	18 to 34	35 to 54	55 plus
Question - Which statement do you agree with most: [RANDOMIZE]	Total	Unwgt N	795	280	182	333	430	365	127	341	327
		Wgt N	795	247	188	360	396	399	255	288	251
	Protecting more of our nature and wilderness is one of the best ways Canada can contribute to fighting climate change	%	49.8	51.4	66.1	40.1	43.7	55.8	48.7	48.5	52.4
	I'm not persuaded that protecting nature and wilderness contributes to fighting climate change	%	18.0	17.7	12.9	20.9	20.2	15.8	17.3	16.8	20.1
	I believe other priorities are more important than fighting climate change	%	26.7	23.6	16.4	34.2	32.0	21.4	26.8	30.3	22.5
	Unsure	%	5.5	7.3	4.6	4.8	4.1	6.9	7.2	4.5	5.0

Nanos conducted an online random survey of 801 residents of Alberta, 18 years of age or older, between October 13<sup>th</sup> and November 1<sup>st</sup>, 2021. The margin of error this survey is ±3.5 percentage points, 19 times out of 20.



**2021-1964A – Yellowstone to Yukon – Alberta – STAT SHEET**

Question - Which statement do you agree with most: [RANDOMIZE]	Total	Unwgt N	Region				Gender		Age		
			Alberta 2021-10	Calgary	Edmonton	Rest of Province	Male	Female	18 to 34	35 to 54	55 plus
		Wgt N	795	244	187	364	398	397	253	289	253
		%	68.3	73.9	70.2	63.5	65.9	70.6	60.4	71.2	72.8
	I'd be more likely to support a provincial government in Alberta if it balanced its job creation projects with some important new nature conservation initiatives										
		%	20.9	16.0	15.0	27.3	24.5	17.4	22.3	20.5	20.1
	I'd be more likely to support a provincial government in Alberta if it focused more on resource development as its first priority										
		%	7.8	8.0	12.0	5.6	7.0	8.7	13.4	6.4	3.9
	I'd be more likely to support a provincial government in Alberta if it focused more on conserving nature as its first priority										
		%	3.0	2.2	2.8	3.6	2.6	3.3	3.9	1.9	3.2

Question - Which statement do you agree with most: [ROTATE]	Total	Unwgt N	Region				Gender		Age		
			Alberta 2021-10	Calgary	Edmonton	Rest of Province	Male	Female	18 to 34	35 to 54	55 plus
		Wgt N	793	246	187	361	392	401	255	288	251
		%	49.6	54.9	63.4	38.8	42.7	56.3	53.5	48.5	46.8
	I'd be more likely to support a provincial government in Alberta if it set out a big and important nature conservation goal, like this: we should protect and conserve 30 per cent of Alberta's lands and waters by 2030, up from the current 15%										
		%	38.4	35.4	27.5	46.0	45.2	31.6	37.5	39.8	37.5
	I don't support setting big nature conservation goals like that because I feel that other priorities are more important										
		%	12.1	9.7	9.2	15.1	12.1	12.0	9.0	11.6	15.6

Nanos conducted an online random survey of 801 residents of Alberta, 18 years of age or older, between October 13<sup>th</sup> and November 1<sup>st</sup>, 2021. The margin of error this survey is ±3.5 percentage points, 19 times out of 20.



**2021-1964A – Yellowstone to Yukon – Alberta – STAT SHEET**

		Region				Gender		Age			
		Alberta 2021-10	Calgary	Edmonton	Rest of Province	Male	Female	18 to 34	35 to 54	55 plus	
Question - Which statement do you agree with most: [ROTATE]	Total	Unwgt N	789	275	179	335	426	363	124	341	324
		Wgt N	787	242	186	359	392	395	248	288	250
	In important wildlife areas, the Alberta government should build wildlife overpasses or underpasses on roads, because this will greatly reduce dangerous wildlife-vehicle collisions by 80% or more, will pay for itself within 10 to 20 years and allow people and animals to move safely	%	81.6	83.5	86.9	77.5	82.0	81.1	85.4	80.2	79.3
	I don't support spending public funds to build highway overpasses for wildlife because I feel other priorities are more important	%	12.7	7.8	8.0	18.5	12.8	12.7	10.6	14.3	13.1
	Unsure	%	5.7	8.7	5.0	4.0	5.2	6.2	4.0	5.5	7.6

		Region				Gender		Age			
		Alberta 2021-10	Calgary	Edmonton	Rest of Province	Male	Female	18 to 34	35 to 54	55 plus	
Question - Which statement do you agree with most: [ROTATE]	Total	Unwgt N	788	280	176	332	426	362	125	343	320
		Wgt N	787	247	181	359	392	395	251	290	246
	I'd be more likely to support a provincial government in Alberta if it worked with First Nations and local communities to create at least one major new provincial park or protected wilderness during its current term	%	57.6	61.7	72.0	47.5	51.6	63.5	57.6	55.3	60.2
	I don't support creating a new provincial park or protected wilderness because resource development is more important	%	23.8	20.9	18.8	28.3	29.0	18.7	24.3	24.3	22.8
	Unsure	%	18.6	17.5	9.1	24.2	19.5	17.8	18.1	20.4	17.0

Nanos conducted an online random survey of 801 residents of Alberta, 18 years of age or older, between October 13<sup>th</sup> and November 1<sup>st</sup>, 2021. The margin of error this survey is ±3.5 percentage points, 19 times out of 20.

[www.nanos.co](http://www.nanos.co)



**2021-1964A – Yellowstone to Yukon – Alberta – STAT SHEET**

		Region				Gender		Age			
			Alberta 2021-10	Calgary	Edmonton	Rest of Province	Male	Female	18 to 34	35 to 54	55 plus
Question - Which statement do you agree with most: [ROTATE]	Total	Unwgt N	785	272	179	334	426	359	126	339	320
		Wgt N	786	241	186	359	393	393	253	287	247
	I'd be more likely to support a provincial government in Alberta that put a stop to coal mining and moved to protect Alberta's eastern slopes	%	55.9	60.3	63.8	48.9	51.5	60.3	55.3	54.0	58.8
	I don't support ending coal mining on the eastern slopes because resource development is more important	%	31.1	26.3	25.8	36.9	37.9	24.2	33.4	31.6	28.0
	Unsure	%	13.0	13.4	10.4	14.1	10.5	15.5	11.3	14.4	13.2

		Region				Gender		Age			
			Alberta 2021-10	Calgary	Edmonton	Rest of Province	Male	Female	18 to 34	35 to 54	55 plus
Question - Which statement do you agree with most: [ROTATE]	Total	Unwgt N	784	277	179	328	425	359	126	338	320
		Wgt N	784	243	186	355	392	392	253	285	246
	I'd be more likely to support a provincial government in Alberta if it created a park or protected wilderness in the Bighorn Wildlands area of the Rockies, linking Banff and Jasper National Parks	%	69.4	71.2	77.0	64.2	63.0	75.8	69.2	67.7	71.6
	I don't support creating a new park or protected wilderness in the Bighorn because resource development and freer use for activities like off-road driving is more important	%	14.1	11.5	11.0	17.5	19.3	9.0	14.9	16.7	10.3
	Unsure	%	16.5	17.3	12.0	18.3	17.7	15.3	16.0	15.6	18.1

Nanos conducted an online random survey of 801 residents of Alberta, 18 years of age or older, between October 13<sup>th</sup> and November 1<sup>st</sup>, 2021. The margin of error this survey is ±3.5 percentage points, 19 times out of 20.

[www.nanos.co](http://www.nanos.co)



**2021-1964A – Yellowstone to Yukon – Alberta – STAT SHEET**

			Region				Gender		Age		
			Alberta 2021-10	Calgary	Edmonton	Rest of Province	Male	Female	18 to 34	35 to 54	55 plus
Question - Which statement do you agree with most: [ROTATE]	Total	Unwgt N	779	274	178	327	428	351	125	338	316
		Wgt N	778	241	183	354	394	384	251	286	242
	I'd be more likely to support a provincial government in Alberta that expanded the existing Kakwa Wildland Provincial Park in northwestern Alberta, to protect the range of two of Alberta's remaining woodland caribou herds	%	61.2	67.2	69.2	53.1	55.6	67.0	63.7	62.5	57.2
	I don't support creating a new park or protected wilderness in the Kakwa because resource development is more important	%	18.2	14.6	16.8	21.4	22.2	14.1	14.5	20.4	19.4
	Unsure	%	20.6	18.3	14.0	25.5	22.2	18.9	21.8	17.1	23.4

Nanos conducted an online random survey of 801 residents of Alberta, 18 years of age or older, between October 13<sup>th</sup> and November 1<sup>st</sup>, 2021. The margin of error this survey is ±3.5 percentage points, 19 times out of 20.



2021-1964A – Yellowstone to Yukon – Alberta – STAT SHEET – By Provincial Vote Profile

		Vote Profile											
			Alberta 2021-10	The Alberta UCP under Jason Kenney	The Alberta NDP under Rachel Notley	The Alberta Party under Jacquie Fenske	The Alberta Liberal Party under John Roggeveen	Wildrose Party	UCP under a different leader	Green Party	Other	Unsure	Prefer not to say
Question - Generally speaking, would you say Alberta as a province is currently heading in the right or the wrong direction?	Total	Unwgt N	801	257	349	47	14	21	65	1	13	14	20
		Wgt N	800	232	360	50	16	25	64	1	14	18	20
	Right direction	%	21.2	53.8	4.8	13.2			14.6				
	Wrong direction	%	61.8	16.6	89.2	71.1			52.8				
	Unsure	%	17.0	29.6	6.0	15.7			32.6				

		Vote Profile											
			Alberta 2021-10	The Alberta UCP under Jason Kenney	The Alberta NDP under Rachel Notley	The Alberta Party under Jacquie Fenske	The Alberta Liberal Party under John Roggeveen	Wildrose Party	UCP under a different leader	Green Party	Other	Unsure	Prefer not to say
Question - And which political party did you just vote for in the federal election held on September 20th?	Total	Unwgt N	795	255	347	46	14	21	65	1	13	14	19
		Wgt N	796	230	358	49	16	25	64	1	14	18	20
	The Liberal Party of Canada under Justin Trudeau	%	16.8	1.1	33.2	3.9			0.9				
	The Conservative Party under Erin O'Toole	%	46.0	89.2	15.3	77.8			62.7				
	The federal NDP under Jagmeet Singh	%	20.3	0.0	43.5	1.1			1.1				
	The Green Party under Annamie Paul	%	0.7	0.0	0.6	0.0			0.0				
	The People's Party under Maxime Bernier	%	6.8	4.9	0.5	11.4			18.1				
	Maverick Party	%	2.1	2.6	0.5	1.5			1.6				
	Other	%	0.6	0.0	1.1	1.1			0.0				
	Didn't vote	%	3.5	1.4	3.3	1.7			9.2				
Prefer not to say	%	3.2	0.7	2.0	1.4			6.4					

Nanos conducted an online random survey of 801 residents of Alberta, 18 years of age or older, between October 13<sup>th</sup> and November 1<sup>st</sup>, 2021. The margin of error this survey is ±3.5 percentage points, 19 times out of 20. \*Columns with n values under 30 have been shaded.





**2021-1964A – Yellowstone to Yukon – Alberta – STAT SHEET – By Provincial Vote Profile**

We're now going to ask you some questions about jobs and nature conservation within the context of the commitment by Canada, the U.S. and over 60 other countries to protect and conserve at least 30% of the Earth's land, seas and freshwater ecosystems by 2030.

		Vote Profile											
			Alberta 2021-10	The Alberta UCP under Jason Kenney	The Alberta NDP under Rachel Notley	The Alberta Party under Jacquie Fenske	The Alberta Liberal Party under John Roggeveen	Wildrose Party	UCP under a different leader	Green Party	Other	Unsure	Prefer not to say
Question - Of the following three statements, which one do you agree with most: [RANDOMIZE]	Total	Unwgt N	793	253	346	47	14	21	65	1	12	14	20
		Wgt N	793	229	357	50	16	25	64	1	13	18	20
	We don't need to choose between creating jobs and conserving nature. We need to do both in balance	%	75.0	65.6	88.2	44.7			78.2				
	Economic development and job creation should be Alberta's main focus	%	18.9	32.6	2.8	52.8			19.0				
	Conserving our environment should be Alberta's main focus	%	5.1	0.2	8.5	2.5			1.6				
	Unsure	%	1.0	1.6	0.5	0.0			1.2				

Nanos conducted an online random survey of 801 residents of Alberta, 18 years of age or older, between October 13<sup>th</sup> and November 1<sup>st</sup>, 2021. The margin of error this survey is ±3.5 percentage points, 19 times out of 20. \*Columns with n values under 30 have been shaded.



2021-1964A – Yellowstone to Yukon – Alberta – STAT SHEET – By Provincial Vote Profile

		Vote Profile											
			Alberta 2021-10	The Alberta UCP under Jason Kenney	The Alberta NDP under Rachel Notley	The Alberta Party under Jacquie Fenske	The Alberta Liberal Party under John Roggeveen	Wildrose Party	UCP under a different leader	Green Party	Other	Unsure	Prefer not to say
Question - Which statement do you agree with most: [RANDOMIZE]	Total	Unwgt N	795	254	348	45	14	21	65	1	13	14	20
		Wgt N	795	229	359	48	16	25	64	1	14	18	20
	Protecting more of our nature and wilderness is one of the best ways Canada can contribute to fighting climate change	%	49.8	24.5	77.6	25.5			33.9				
	I'm not persuaded that protecting nature and wilderness contributes to fighting climate change	%	18.0	25.4	10.6	31.1			25.1				
	I believe other priorities are more important than fighting climate change	%	26.7	48.3	5.1	38.8			27.5				
	Unsure	%	5.5	1.7	6.7	4.6			13.5				

Nanos conducted an online random survey of 801 residents of Alberta, 18 years of age or older, between October 13<sup>th</sup> and November 1<sup>st</sup>, 2021. The margin of error this survey is ±3.5 percentage points, 19 times out of 20. \*Columns with n values under 30 have been shaded.



2021-1964A – Yellowstone to Yukon – Alberta – STAT SHEET – By Provincial Vote Profile

		Vote Profile											
			Alberta 2021-10	The Alberta UCP under Jason Kenney	The Alberta NDP under Rachel Notley	The Alberta Party under Jacquie Fenske	The Alberta Liberal Party under John Roggeveen	Wildrose Party	UCP under a different leader	Green Party	Other	Unsure	Prefer not to say
Question - Which statement do you agree with most: [RANDOMIZE]	Total	Unwgt N	797	257	347	45	14	21	65	1	13	14	20
		Wgt N	795	232	357	48	16	25	64	1	14	18	20
	I'd be more likely to support a provincial government in Alberta if it balanced its job creation projects with some im	%	68.3	58.5	82.1	46.9			66.4				
	I'd be more likely to support a provincial government in Alberta if it focused more on resource development as its fir	%	20.9	37.0	2.6	45.2			28.2				
	I'd be more likely to support a provincial government in Alberta if it focused more on conserving nature as its first	%	7.8	1.5	13.4	6.3			0.0				
	Unsure	%	3.0	2.9	1.9	1.6			5.4				

Nanos conducted an online random survey of 801 residents of Alberta, 18 years of age or older, between October 13<sup>th</sup> and November 1<sup>st</sup>, 2021. The margin of error this survey is ±3.5 percentage points, 19 times out of 20. \*Columns with n values under 30 have been shaded.



2021-1964A – Yellowstone to Yukon – Alberta – STAT SHEET – By Provincial Vote Profile

		Vote Profile											
			Alberta 2021-10	The Alberta UCP under Jason Kenney	The Alberta NDP under Rachel Notley	The Alberta Party under Jacquie Fenske	The Alberta Liberal Party under John Roggeveen	Wildrose Party	UCP under a different leader	Green Party	Other	Unsure	Prefer not to say
Question -	Total	Unwgt N	792	254	346	45	14	20	65	1	13	14	20
Which statement do you agree with most:		Wgt N	793	229	357	49	16	25	64	1	14	18	20
[RANDOMIZE]	I'd be more likely to support a provincial government in Alberta if it balanced its job creation projects with some important new nature conservation initiatives	%	49.6	19.3	82.4	27.5			29.5				
	I'd be more likely to support a provincial government in Alberta if it focused more on resource development as its first priority	%	38.4	67.7	9.7	59.7			45.4				
	I'd be more likely to support a provincial government in Alberta if it focused more on conserving nature as its first priority	%	12.1	13.0	7.9	12.8			25.1				

Nanos conducted an online random survey of 801 residents of Alberta, 18 years of age or older, between October 13<sup>th</sup> and November 1<sup>st</sup>, 2021. The margin of error this survey is ±3.5 percentage points, 19 times out of 20. \*Columns with n values under 30 have been shaded.



2021-1964A – Yellowstone to Yukon – Alberta – STAT SHEET – By Provincial Vote Profile

		Vote Profile											
			Alberta 2021-10	The Alberta UCP under Jason Kenney	The Alberta NDP under Rachel Notley	The Alberta Party under Jacquie Fenske	The Alberta Liberal Party under John Roggeveen	Wildrose Party	UCP under a different leader	Green Party	Other	Unsure	Prefer not to say
Question - Which statement do you agree with most: [ROTATE]	Total	Unwgt N	789	253	344	47	13	20	64	1	13	14	20
		Wgt N	787	229	353	50	15	25	62	1	14	18	20
	I'd be more likely to support a provincial government in Alberta if it set out a big and important nature conservation goal, like this: we should protect and conserve 30 per cent of Alberta's lands and waters by 2030, up from the current 15%	%	81.6	75.0	92.6	71.9			67.5				
	I don't support setting big nature conservation goals like that because I feel that other priorities are more important	%	12.7	18.0	3.2	27.0			20.2				
	Unsure	%	5.7	7.1	4.2	1.1			12.4				

Nanos conducted an online random survey of 801 residents of Alberta, 18 years of age or older, between October 13<sup>th</sup> and November 1<sup>st</sup>, 2021. The margin of error this survey is ±3.5 percentage points, 19 times out of 20. \*Columns with n values under 30 have been shaded.



2021-1964A – Yellowstone to Yukon – Alberta – STAT SHEET – By Provincial Vote Profile

		Vote Profile											
			Alberta 2021-10	The Alberta UCP under Jason Kenney	The Alberta NDP under Rachel Notley	The Alberta Party under Jacquie Fenske	The Alberta Liberal Party under John Roggeveen	Wildrose Party	UCP under a different leader	Green Party	Other	Unsure	Prefer not to say
Question -	Total	Unwgt N	788	250	344	47	14	21	64	1	13	14	20
Which statement do you		Wgt N	787	225	355	50	16	25	64	1	14	18	20
agree with most: [ROTATE]	I'd be more likely to support a provincial government in Alberta if it worked with First Nations and local communities to create at least one major new provincial park or protected wilderness during its current term	%	57.6	36.1	84.8	33.7			41.0				
	I don't support creating a new provincial park or protected wilderness because resource development is more important	%	23.8	38.1	5.7	48.7			34.0				
	Unsure	%	18.6	25.8	9.5	17.5			25.1				

Nanos conducted an online random survey of 801 residents of Alberta, 18 years of age or older, between October 13<sup>th</sup> and November 1<sup>st</sup>, 2021. The margin of error this survey is ±3.5 percentage points, 19 times out of 20. \*Columns with n values under 30 have been shaded.



2021-1964A – Yellowstone to Yukon – Alberta – STAT SHEET – By Provincial Vote Profile

		Vote Profile											
			Alberta 2021-10	The Alberta UCP under Jason Kenney	The Alberta NDP under Rachel Notley	The Alberta Party under Jacquie Fenske	The Alberta Liberal Party under John Roggeveen	Wildrose Party	UCP under a different leader	Green Party	Other	Unsure	Prefer not to say
Question - Which statement do you agree with most: [ROTATE]	Total	Unwgt N	785	251	341	46	14	21	64	1	13	14	20
		Wgt N	786	227	352	49	16	25	64	1	14	18	20
	I'd be more likely to support a provincial government in Alberta that put a stop to coal mining and moved to protect Alberta's eastern slopes	%	55.9	27.4	85.1	39.1			53.1				
	I don't support ending coal mining on the eastern slopes because resource development is more important	%	31.1	54.0	8.0	55.3			25.9				
	Unsure	%	13.0	18.7	6.9	5.6			21.0				

Nanos conducted an online random survey of 801 residents of Alberta, 18 years of age or older, between October 13<sup>th</sup> and November 1<sup>st</sup>, 2021. The margin of error this survey is ±3.5 percentage points, 19 times out of 20. \*Columns with n values under 30 have been shaded.





2021-1964A – Yellowstone to Yukon – Alberta – STAT SHEET – By Provincial Vote Profile

		Vote Profile											
			Alberta 2021-10	The Alberta UCP under Jason Kenney	The Alberta NDP under Rachel Notley	The Alberta Party under Jacquie Fenske	The Alberta Liberal Party under John Roggeveen	Wildrose Party	UCP under a different leader	Green Party	Other	Unsure	Prefer not to say
Question -	Total	Unwgt N	784	252	345	44	14	21	63	1	13	13	18
Which statement do you agree with most: [ROTATE]		Wgt N	784	228	356	47	16	25	63	1	14	16	17
	I'd be more likely to support a provincial government in Alberta if it created a park or protected wilderness in the Bighorn Wildlands area of the Rockies, linking Banff and Jasper National Parks	%	69.4	55.0	88.8	65.4			50.7				
	I don't support creating a new park or protected wilderness in the Bighorn because resource development and freer use for activities like off-road driving is more important	%	14.1	23.3	2.5	26.2			17.4				
	Unsure	%	16.5	21.7	8.7	8.5			31.8				

Nanos conducted an online random survey of 801 residents of Alberta, 18 years of age or older, between October 13<sup>th</sup> and November 1<sup>st</sup>, 2021. The margin of error this survey is ±3.5 percentage points, 19 times out of 20. \*Columns with n values under 30 have been shaded.



2021-1964A – Yellowstone to Yukon – Alberta – STAT SHEET – By Provincial Vote Profile

		Vote Profile											
			Alberta 2021-10	The Alberta UCP under Jason Kenney	The Alberta NDP under Rachel Notley	The Alberta Party under Jacquie Fenske	The Alberta Liberal Party under John Roggeveen	Wildrose Party	UCP under a different leader	Green Party	Other	Unsure	Prefer not to say
Question - Which statement do you agree with most: [ROTATE]	Total	Unwgt N	779	249	340	45	14	21	62	1	13	14	20
		Wgt N	778	226	350	48	16	25	61	1	14	18	20
	I'd be more likely to support a provincial government in Alberta that expanded the existing Kakwa Wildland Provincial Park in northwestern Alberta, to protect the range of two of Alberta's remaining woodland caribou herds	%	61.2	38.7	84.3	55.3			56.1				
	I don't support creating a new park or protected wilderness in the Kakwa because resource development is more important	%	18.2	30.5	4.8	35.6			13.4				
	Unsure	%	20.6	30.9	10.8	9.0			30.5				

Nanos conducted an online random survey of 801 residents of Alberta, 18 years of age or older, between October 13<sup>th</sup> and November 1<sup>st</sup>, 2021. The margin of error this survey is ±3.5 percentage points, 19 times out of 20. \*Columns with n values under 30 have been shaded.