

# Canadians want action on First Nations issues.

National Survey | Summary  
Conducted by Nanos for the Assembly of First Nations, April 2021  
Submission 2021-1855



# Key Findings

1

## Awareness of Indigenous Issues

More than half of Canadians (53%) report a high awareness (score of 7-10 out of 10) of the issues affecting First Nations and Canadians aged 55 plus are more likely to be aware (mean of 6.5) compared to Canadians aged 18 to 34 years old (mean of 5.8).

2

## Relationship between First Nations and the Government of Canada

When asked what comes to mind when thinking of the relationship between First Nations and the Government of Canada, Canadians most often say a lack of trust and broken promises (11%), followed by a lack of actions from the government (10%) and poor, fractured and broken (9%).

3

## Canada's Job Reducing Poverty

Canadians are four times more likely to say that Canada is doing a poor job (32%) than a good job (8%) at reducing poverty for First Nations. Residents of BC (41%) are more likely to think Canada is doing a poor job than Quebecers (27%).

4

## Reducing uncertainty of Resource Development Decisions

Over four in ten Canadians (41%) believe that including First Nations as partners in resource development projects decreases the uncertainty of development decisions, while less than two in ten believe it increases uncertainty (17%). Just over one in five (21%) say it has no impact on uncertainty.



# Key Findings

5

## Impact on Speed of Economic Recovery

Just over one in two Canadians (52%) believe that addressing economic inequalities between First Nations and Canada has no impact on the speed of Canada's economic recovery from the COVID-19 pandemic. Canadians are three times more likely to say this increases the speed (28%) than decreases the speed (8%).

6

## Role of First Nations in Government response to Climate Change

A strong majority of Canadians say First Nations should play a major role (43%) or minor role (38%) in the government's response to climate change, while just one in ten say they should play no role.

7

## Support for Access to Early Childhood Education

Nine in ten Canadians say they support (63%) or somewhat support (27%) ensuring First Nations have access to affordable, high quality, and culturally relevant early childhood education.

8

## Support for Ensuring Equal Level of Services

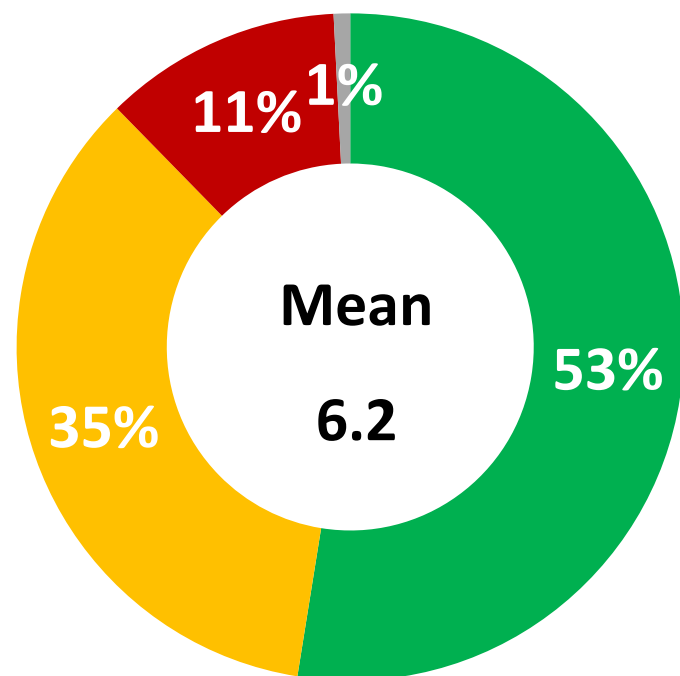
Almost nine in ten Canadians support (67%) or somewhat support (21%) having the Government of Canada ensure that First Nations have services matching the level of services provided to other Canadians.



# Awareness of issues affecting First Nations

Q

On a scale of 0 to 10 where 0 is no awareness of issues affecting First Nations and 10 is very high awareness, how would you rate your awareness of issues affecting First Nations?



■ Very high awareness (7-10)
 ■ Average (4-6)
 ■ No awareness (0-3)
 ■ Unsure

Mean

Atlantic (n=102)	Quebec (n=219)	Ontario (n=342)	Prairies (n=207)	BC (n=158)
<b>6.2</b>	<b>5.6</b>	<b>6.2</b>	<b>7.0</b>	<b>6.6</b>
Men (n=558)	Women (n=470)	18 to 34 (n=196)	35 to 54 (n=396)	55 plus (n=436)
<b>6.2</b>	<b>6.2</b>	<b>5.8</b>	<b>6.3</b>	<b>6.5</b>

\*Weighted to the true population proportion.

\*Charts may not add up to 100 due to rounding.

Source: Nanos Research, RDD dual frame hybrid telephone and online random survey, April 1<sup>st</sup> to April 3<sup>rd</sup>, 2021, n=1,028, accurate ±3.1 percentage points plus or minus, 19 times out of 20.



**NANOS**

# Relationship between First Nations and the government of Canada

Q

When you think of the relationship between First Nations and the Government of Canada, what words come to mind? [OPEN]

“ Canadians with a high awareness of Indigenous issues most often say lack of trust and broken promises when they think of the relationship between First Nations and the Government of Canada. Those with low awareness most often say poor, fractured or broken as words that come to mind. ”

## TOP RESPONSES

	High awareness (7-10) (n=842)	Average awareness (4-6) (n=477)	Low awareness (0-3) (n=121)	Unsure (n=9)**	Total (n=1449)
Lack of trust/broken promises	11.2%	9.7%	10.5%		10.6%
Lack of actions from the government/slow	10.6%	10.4%	8.8%		10.3%
Poor/fractured/broken	7.9%	9.9%	12.9%		9.0%
Discrimination/unequal/racist	7.6%	6.0%	6.3%		6.9%
Strained/tense	6.7%	5.7%	5.2%		6.3%
Money/taxes/poverty	4.3%	5.0%	4.9%		4.6%
Difficult/adversarial/conflict	4.2%	5.4%	1.5%		4.3%
Improving/getting better/work in progress	3.8%	5.0%	2.0%		4.0%
Needs improvement/hopeful	3.8%	3.7%	2.5%		3.7%
Lack of clean drinking water	3.4%	3.4%	2.3%		3.3%
Unsure	0.1%	0.8%	1.5%		0.4%
Other	10.9%	11.5%	17.2%		11.8%

\*Based on multiple mentions.

\*\*Shaded due to small sample size

Source: Nanos Research, RDD dual frame hybrid telephone and online random survey, April 1<sup>st</sup> to April 3<sup>rd</sup>, 2021, n=1,028, accurate ±3.1 percentage points plus or minus, 19 times out of 20.

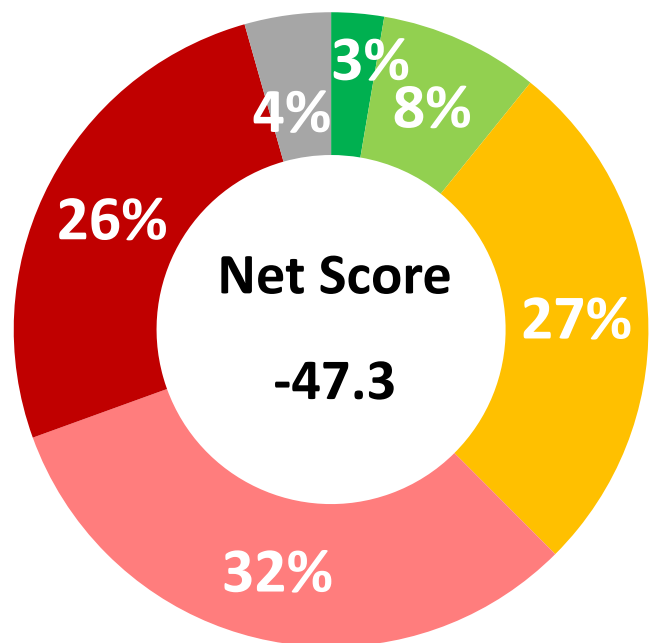


**NANOS**

# Canada reducing poverty for First Nations

Q

Do you believe that Canada does a very good, good, average, poor or very poor job at reducing poverty for First Nations?



■ Very good ■ Good ■ Average ■ Poor ■ Very poor ■ Unsure

Poor/Very poor

Atlantic (n=102)	Quebec (n=219)	Ontario (n=342)	Prairies (n=207)	BC (n=158)
<b>52.7%</b>	<b>45.7%</b>	<b>61.9%</b>	<b>63.1%</b>	<b>64.6%</b>
Men (n=558)	Women (n=470)	18 to 34 (n=196)	35 to 54 (n=396)	55 plus (n=436)
<b>55.6%</b>	<b>60.5%</b>	<b>58.4%</b>	<b>61.6%</b>	<b>54.8%</b>

\*Weighted to the true population proportion.

\*Charts may not add up to 100 due to rounding.

\*The net score is the difference between all positive and negative numbers in a question.

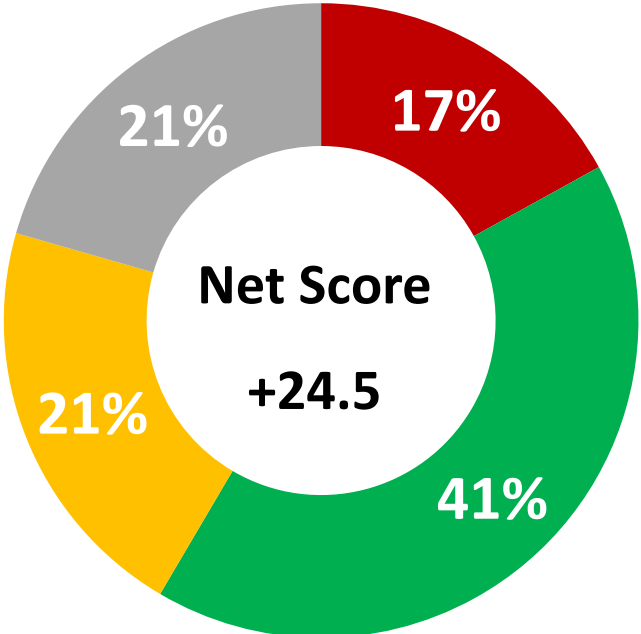
Source: Nanos Research, RDD dual frame hybrid telephone and online random survey, April 1<sup>st</sup> to April 3<sup>rd</sup>, 2021, n=1,028, accurate ±3.1 percentage points plus or minus, 19 times out of 20.



**NANOS**

# Impact of First Nations on the uncertainty of development project decisions

**Q** Do you believe that including First Nations as partners in resource development projects increases, decreases or has no impact on the uncertainty of development decisions?



- Increases uncertainty
- Decreases uncertainty
- Has no impact on uncertainty
- Unsure

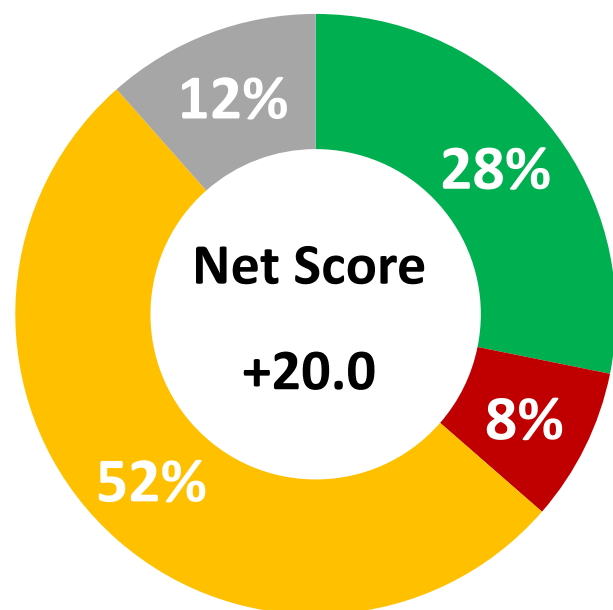
**Decrease uncertainty**

	Atlantic (n=102)	Quebec (n=219)	Ontario (n=342)	Prairies (n=207)	BC (n=158)
	41.5%	39.7%	40.6%	44.1%	43.6%
	Men (n=558)	Women (n=470)	18 to 34 (n=196)	35 to 54 (n=396)	55 plus (n=436)
	42.4%	40.6%	36.7%	39.0%	47.1%

\*Weighted to the true population proportion.  
\*Charts may not add up to 100 due to rounding.  
\*The net score is the difference between all positive and negative numbers in a question.



# Impact of addressing economic inequalities between First Nations and Canada on Canada's economic recovery



- Increases the speed of Canada's economic recovery
- Decreases the speed of Canada's economic recovery
- Has no impact on the speed of Canada's economic recovery
- Unsure

**Q**

Do you believe that addressing economic inequalities between First Nations and Canada increases, decreases or has no impact in the speed of Canada's economic recovery from the COVID-19 pandemic?

Has no impact

Atlantic (n=102)	Quebec (n=219)	Ontario (n=342)	Prairies (n=207)	BC (n=158)
<b>49.8%</b>	<b>57.4%</b>	<b>52.5%</b>	<b>50.4%</b>	<b>44.8%</b>
Men (n=558)	Women (n=470)	18 to 34 (n=196)	35 to 54 (n=396)	55 plus (n=436)
<b>57.9%</b>	<b>46.5%</b>	<b>51.4%</b>	<b>54.3%</b>	<b>50.6%</b>

\*Weighted to the true population proportion.

\*Charts may not add up to 100 due to rounding.

\*The net score is the difference between all positive and negative numbers in a question.

Source: Nanos Research, RDD dual frame hybrid telephone and online random survey, April 1<sup>st</sup> to April 3<sup>rd</sup>, 2021, n=1,028, accurate ±3.1 percentage points plus or minus, 19 times out of 20.



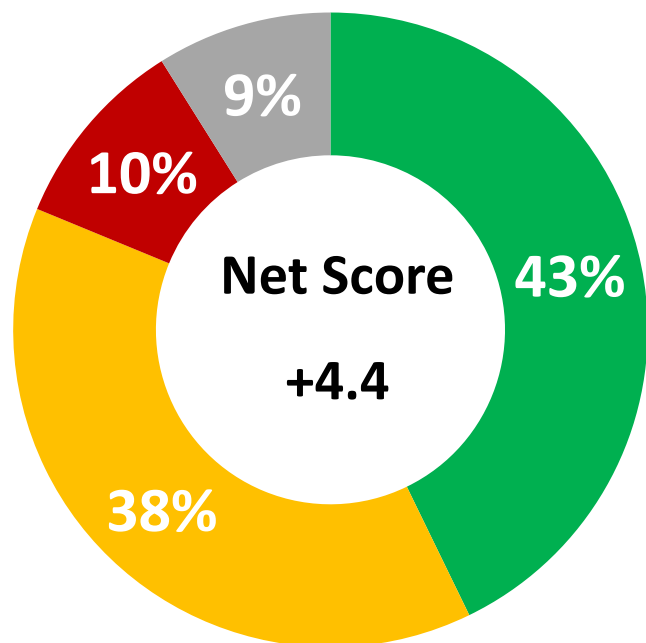
**NANOS**



# Role of First Nations in the government's response to climate change

Q

Should First Nations play a major, minor or no role in the government's response to climate change?



■ Major role ■ Minor role ■ No role ■ Unsure

Major role

Atlantic (n=102)	Quebec (n=219)	Ontario (n=342)	Prairies (n=207)	BC (n=158)
35.5%	49.6%	45.3%	33.9%	39.4%
Men (n=558)	Women (n=470)	18 to 34 (n=196)	35 to 54 (n=396)	55 plus (n=436)
31.7%	53.4%	38.2%	41.5%	47.1%

\*Weighted to the true population proportion.

\*Charts may not add up to 100 due to rounding.

\*The net score is the difference between all positive and negative numbers in a question.

Source: Nanos Research, RDD dual frame hybrid telephone and online random survey, April 1<sup>st</sup> to April 3<sup>rd</sup>, 2021, n=1,028, accurate ±3.1 percentage points plus or minus, 19 times out of 20.

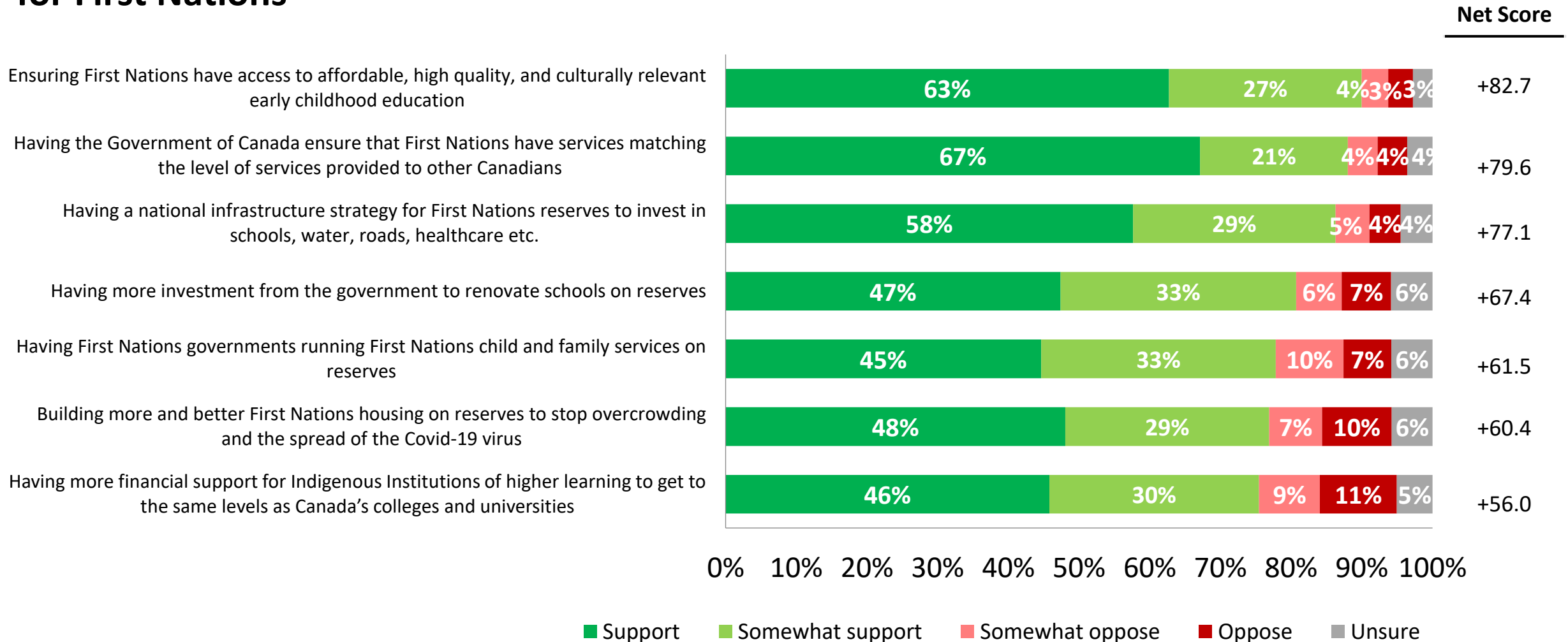


**NANOS**

# Support for various programs and services for First Nations

Q

Do you support, somewhat support, somewhat oppose or oppose the following: [RANDOMIZE]



\*Weighted to the true population proportion.

\*Charts may not add up to 100 due to rounding.

\*The net score is the difference between all positive and negative numbers in a question.

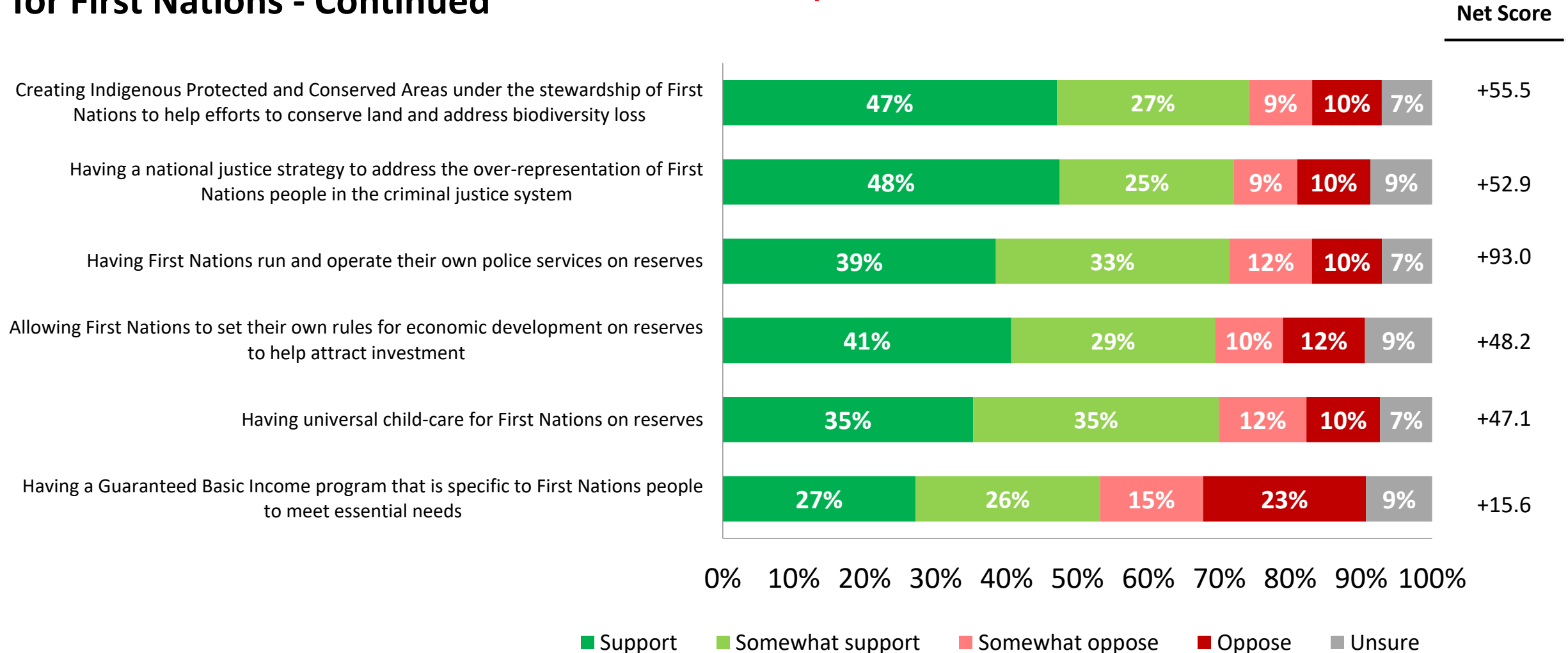
Source: Nanos Research, RDD dual frame hybrid telephone and online random survey, April 1<sup>st</sup> to April 3<sup>rd</sup>, 2021, n=1,028, accurate ±3.1 percentage points plus or minus, 19 times out of 20.



# Support for various programs and services for First Nations - Continued

Q

Do you support, somewhat support, somewhat oppose or oppose the following: [RANDOMIZE]



\*Weighted to the true population proportion.

\*Charts may not add up to 100 due to rounding.

\*The net score is the difference between all positive and negative numbers in a question.

Source: Nanos Research, RDD dual frame hybrid telephone and online random survey, April 1<sup>st</sup> to April 3<sup>rd</sup>, 2021, n=1,028, accurate ±3.1 percentage points plus or minus, 19 times out of 20.

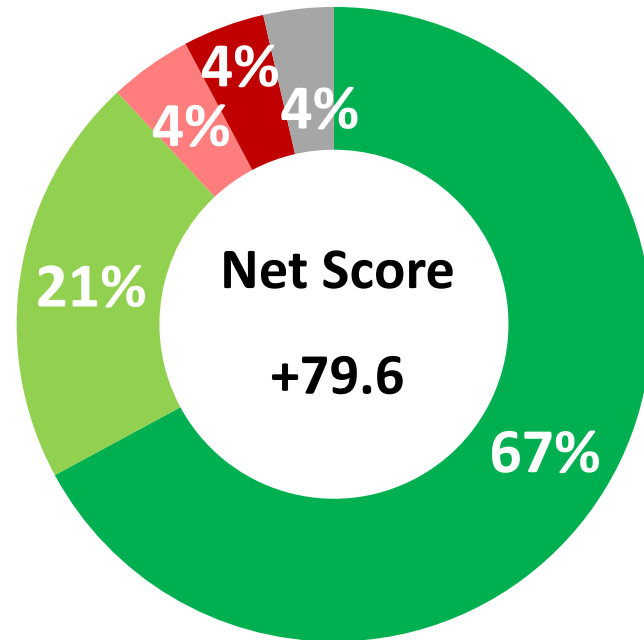


# Support for the government ensuring First Nations have services matching the level of services provided to other Canadians

Q

Do you support, somewhat support, somewhat oppose or oppose the following: [RANDOMIZE]

Having the Government of Canada ensure that First Nations have services matching the level of services provided to other Canadians.



■ Support  
■ Somewhat support  
■ Somewhat oppose  
■ Oppose  
■ Unsure

Support/Somewhat support

Atlantic (n=102)	Quebec (n=219)	Ontario (n=342)	Prairies (n=207)	BC (n=158)
<b>90.7%</b>	<b>94.0%</b>	<b>86.1%</b>	<b>83.6%</b>	<b>87.6%</b>
Men (n=558)	Women (n=470)	18 to 34 (n=196)	35 to 54 (n=396)	55 plus (n=436)
<b>84.9%</b>	<b>91.1%</b>	<b>85.6%</b>	<b>89.3%</b>	<b>88.6%</b>

\*Weighted to the true population proportion.

\*Charts may not add up to 100 due to rounding.

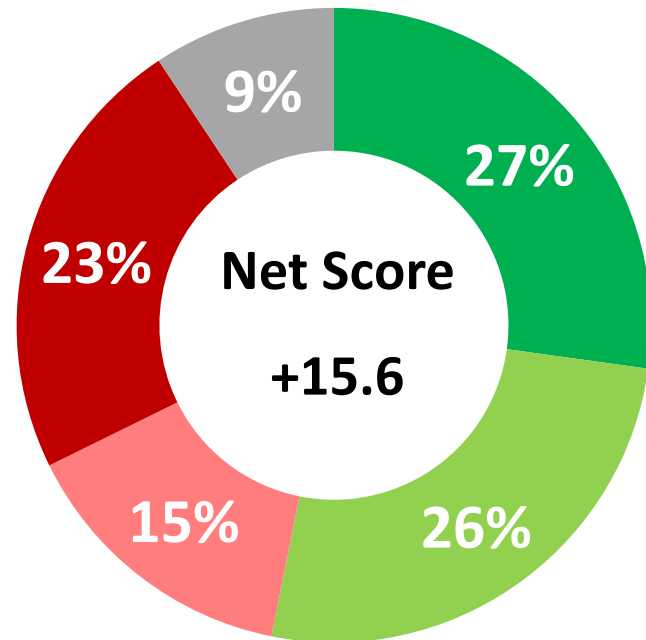
\*The net score is the difference between all positive and negative numbers in a question.

Source: Nanos Research, RDD dual frame hybrid telephone and online random survey, April 1<sup>st</sup> to April 3<sup>rd</sup>, 2021, n=1,028, accurate ±3.1 percentage points plus or minus, 19 times out of 20.



**NANOS**

# Support for a Guaranteed Basic Income program specific to First Nations people



■ Support  
■ Somewhat support  
■ Oppose  
■ Somewhat oppose  
■ Unsure

**Q**

Do you support, somewhat support, somewhat oppose or oppose the following: [RANDOMIZE]

**Having a Guaranteed Basic Income program that is specific to First Nations people to meet essential needs**

Support/Somewhat support

Atlantic (n=102)	Quebec (n=219)	Ontario (n=342)	Prairies (n=207)	BC (n=158)
<b>55.3%</b>	<b>56.1%</b>	<b>56.3%</b>	<b>42.6%</b>	<b>52.1%</b>
Men (n=558)	Women (n=470)	18 to 34 (n=196)	35 to 54 (n=396)	55 plus (n=436)
<b>47.5%</b>	<b>58.6%</b>	<b>53.3%</b>	<b>54.8%</b>	<b>51.6%</b>

\*Weighted to the true population proportion.

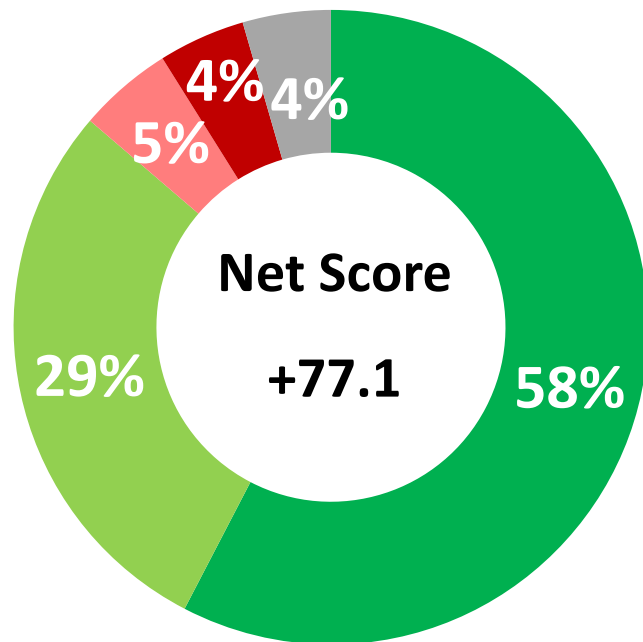
\*Charts may not add up to 100 due to rounding.

\*The net score is the difference between all positive and negative numbers in a question.

Source: Nanos Research, RDD dual frame hybrid telephone and online random survey, April 1<sup>st</sup> to April 3<sup>rd</sup>, 2021, n=1,028, accurate ±3.1 percentage points plus or minus, 19 times out of 20.



# Support for a national infrastructure strategy for First Nations reserves



■ Support  
■ Somewhat support  
■ Somewhat oppose  
■ Oppose  
■ Unsure

**Q**

Do you support, somewhat support, somewhat oppose or oppose the following: [RANDOMIZE]

Having a national infrastructure strategy for First Nations reserves to invest in schools, water, roads, healthcare etc.

Support/Somewhat support

Atlantic (n=102)	Quebec (n=219)	Ontario (n=342)	Prairies (n=207)	BC (n=158)
<b>88.7%</b>	<b>91.3%</b>	<b>84.7%</b>	<b>81.5%</b>	<b>87.5%</b>
Men (n=558)	Women (n=470)	18 to 34 (n=196)	35 to 54 (n=396)	55 plus (n=436)
<b>82.9%</b>	<b>89.6%</b>	<b>86.6%</b>	<b>86%</b>	<b>86.3%</b>

\*Weighted to the true population proportion.

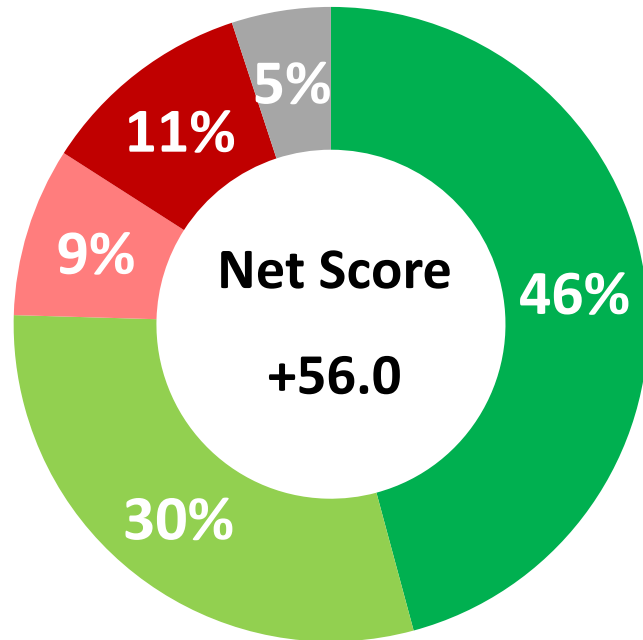
\*Charts may not add up to 100 due to rounding.

\*The net score is the difference between all positive and negative numbers in a question.

Source: Nanos Research, RDD dual frame hybrid telephone and online random survey, April 1<sup>st</sup> to April 3<sup>rd</sup>, 2021, n=1,028, accurate ±3.1 percentage points plus or minus, 19 times out of 20.



# Support for more financial support for Indigenous Institutions of higher learning



■ Support  
■ Somewhat support  
■ Somewhat oppose  
■ Oppose  
■ Unsure

**Q**

Do you support, somewhat support, somewhat oppose or oppose the following: [RANDOMIZE]

Having more financial support for Indigenous Institutions of higher learning to get to the same levels as Canada's colleges and universities

Support/Somewhat support

Atlantic (n=102)	Quebec (n=219)	Ontario (n=342)	Prairies (n=207)	BC (n=158)
<b>71.1%</b>	<b>86.3%</b>	<b>75.0%</b>	<b>65.5%</b>	<b>73.4%</b>
Men (n=558)	Women (n=470)	18 to 34 (n=196)	35 to 54 (n=396)	55 plus (n=436)
<b>69.3%</b>	<b>81.4%</b>	<b>75.0%</b>	<b>74.6%</b>	<b>76.5%</b>

\*Weighted to the true population proportion.

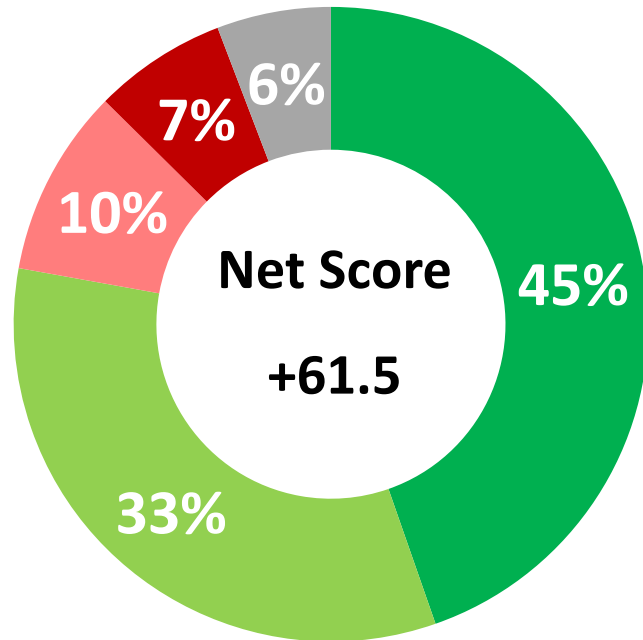
\*Charts may not add up to 100 due to rounding.

\*The net score is the difference between all positive and negative numbers in a question.

Source: Nanos Research, RDD dual frame hybrid telephone and online random survey, April 1<sup>st</sup> to April 3<sup>rd</sup>, 2021, n=1,028, accurate ±3.1 percentage points plus or minus, 19 times out of 20.



## Support for First Nations governments running First Nations child and family services on reserves



■ Support  
■ Somewhat support  
■ Somewhat oppose  
■ Oppose  
■ Unsure

\*Weighted to the true population proportion.

\*Charts may not add up to 100 due to rounding.

\*The net score is the difference between all positive and negative numbers in a question.

Source: Nanos Research, RDD dual frame hybrid telephone and online random survey, April 1<sup>st</sup> to April 3<sup>rd</sup>, 2021, n=1,028, accurate ±3.1 percentage points plus or minus, 19 times out of 20.

**Q**

Do you support, somewhat support, somewhat oppose or oppose the following: [RANDOMIZE]

**Having First Nations governments running First Nations child and family services on reserves**

Support/Somewhat support

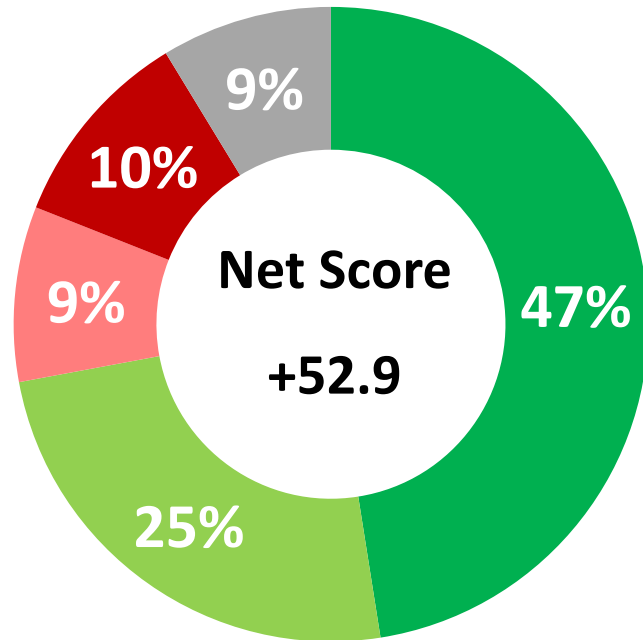
Atlantic (n=102)	Quebec (n=219)	Ontario (n=342)	Prairies (n=207)	BC (n=158)
<b>80.3%</b>	<b>73.6%</b>	<b>82.0%</b>	<b>75.1%</b>	<b>75.7%</b>
Men (n=558)	Women (n=470)	18 to 34 (n=196)	35 to 54 (n=396)	55 plus (n=436)
<b>74.6%</b>	<b>81.0%</b>	<b>71.1%</b>	<b>79.0%</b>	<b>81.4%</b>



**NANOS**



## Support for having a national justice strategy to address over-representation of First Nations people in the criminal justice system



■ Support  
■ Somewhat support  
■ Somewhat oppose  
■ Oppose  
■ Unsure

Q

Do you support, somewhat support, somewhat oppose or oppose the following: [RANDOMIZE]

Having a national justice strategy to address the over-representation of First Nations people in the criminal justice system

Support/Somewhat support

Atlantic (n=102)	Quebec (n=219)	Ontario (n=342)	Prairies (n=207)	BC (n=158)
<b>73.7%</b>	<b>74.1%</b>	<b>74.5%</b>	<b>64.0%</b>	<b>71.6%</b>
Men (n=558)	Women (n=470)	18 to 34 (n=196)	35 to 54 (n=396)	55 plus (n=436)
<b>65.6%</b>	<b>78.3%</b>	<b>72.7%</b>	<b>70.6%</b>	<b>72.9%</b>

\*Weighted to the true population proportion.

\*Charts may not add up to 100 due to rounding.

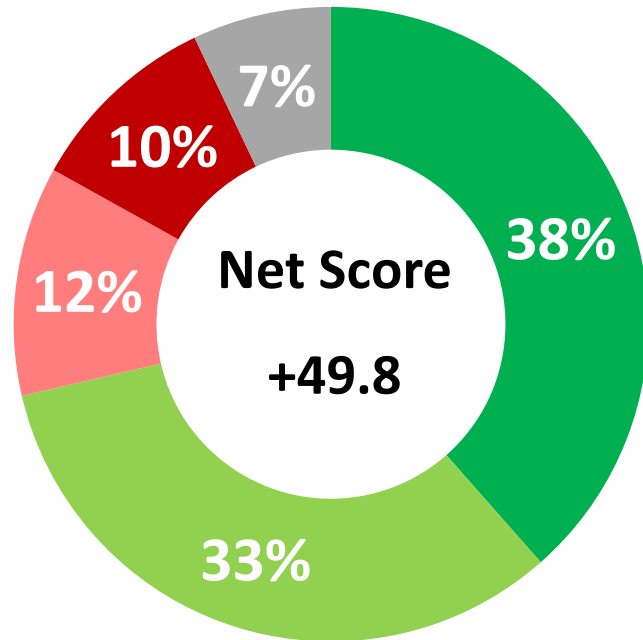
\*The net score is the difference between all positive and negative numbers in a question.

Source: Nanos Research, RDD dual frame hybrid telephone and online random survey, April 1<sup>st</sup> to April 3<sup>rd</sup>, 2021, n=1,028, accurate ±3.1 percentage points plus or minus, 19 times out of 20.



**NANOS**

# Support for First Nations running and operating their own police services on reserves



■ Support  
■ Somewhat support  
■ Somewhat oppose  
■ Oppose  
■ Unsure

**Q**

Do you support, somewhat support, somewhat oppose or oppose the following: [RANDOMIZE]

**Having First Nations run and operate their own police services on reserves**

Support/Somewhat support

Atlantic (n=102)	Quebec (n=219)	Ontario (n=342)	Prairies (n=207)	BC (n=158)
<b>78.1%</b>	<b>62.0%</b>	<b>76.4%</b>	<b>69.0%</b>	<b>73.2%</b>
Men (n=558)	Women (n=470)	18 to 34 (n=196)	35 to 54 (n=396)	55 plus (n=436)
<b>70.1%</b>	<b>72.7%</b>	<b>62.7%</b>	<b>74.8%</b>	<b>74.4%</b>

\*Weighted to the true population proportion.

\*Charts may not add up to 100 due to rounding.

\*The net score is the difference between all positive and negative numbers in a question.

Source: Nanos Research, RDD dual frame hybrid telephone and online random survey, April 1<sup>st</sup> to April 3<sup>rd</sup>, 2021, n=1,028, accurate ±3.1 percentage points plus or minus, 19 times out of 20.



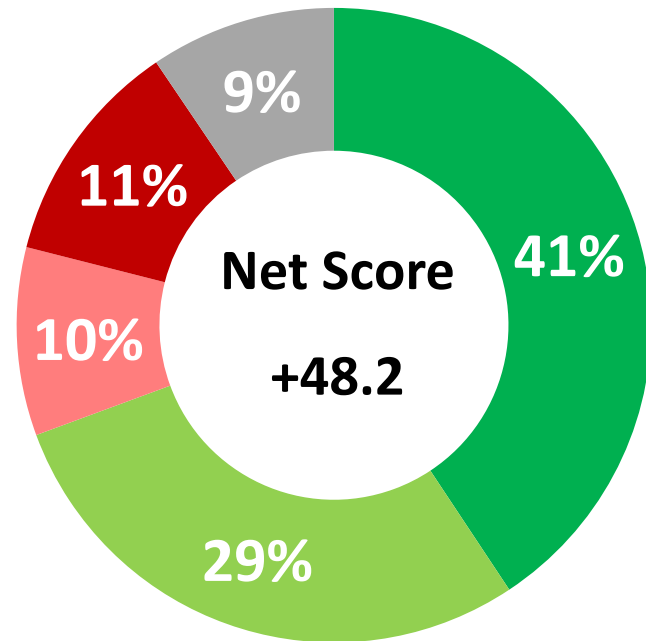
**NANOS**

# Support for having universal child-care for First Nations on reserves

Q

Do you support, somewhat support, somewhat oppose or oppose the following: [RANDOMIZE]

Having universal child-care for First Nations on reserves



■ Support  
■ Somewhat support  
■ Somewhat oppose  
■ Oppose  
■ Unsure

Support/Somewhat support

Atlantic (n=102)	Quebec (n=219)	Ontario (n=342)	Prairies (n=207)	BC (n=158)
<b>71.3%</b>	<b>81.1%</b>	<b>66.6%</b>	<b>60.4%</b>	<b>68.1%</b>
Men (n=558)	Women (n=470)	18 to 34 (n=196)	35 to 54 (n=396)	55 plus (n=436)
<b>63.5%</b>	<b>75.1%</b>	<b>67.2%</b>	<b>68.9%</b>	<b>71.3%</b>

\*Weighted to the true population proportion.

\*Charts may not add up to 100 due to rounding.

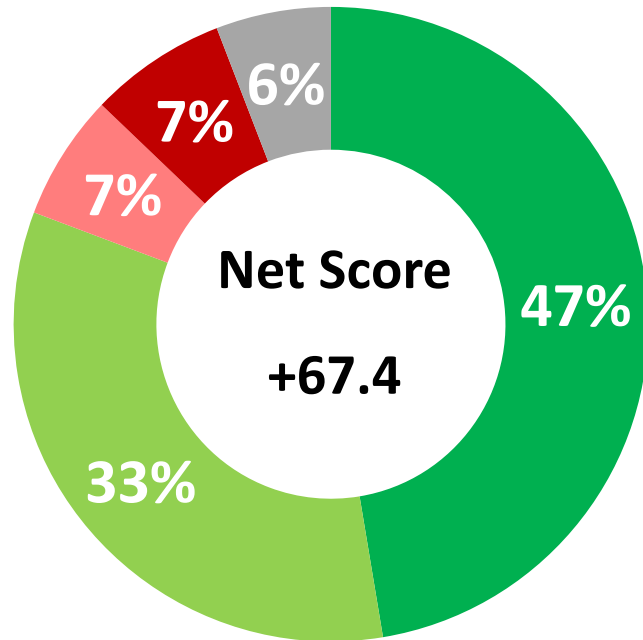
\*The net score is the difference between all positive and negative numbers in a question.

Source: Nanos Research, RDD dual frame hybrid telephone and online random survey, April 1<sup>st</sup> to April 3<sup>rd</sup>, 2021, n=1,028, accurate ±3.1 percentage points plus or minus, 19 times out of 20.



**NANOS**

# Support for more investment from the government to renovate schools on reserves



■ Support  
■ Somewhat support  
■ Somewhat oppose  
■ Oppose  
■ Unsure

**Q**

Do you support, somewhat support, somewhat oppose or oppose the following: [RANDOMIZE]

Having more investment from the government to renovate schools on reserves

Support/Somewhat support

Atlantic (n=102)	Quebec (n=219)	Ontario (n=342)	Prairies (n=207)	BC (n=158)
<b>80.9%</b>	<b>84.5%</b>	<b>81.4%</b>	<b>74.0%</b>	<b>81.2%</b>
Men (n=558)	Women (n=470)	18 to 34 (n=196)	35 to 54 (n=396)	55 plus (n=436)
<b>76.3%</b>	<b>84.9%</b>	<b>83.5%</b>	<b>78.8%</b>	<b>80.5%</b>

\*Weighted to the true population proportion.

\*Charts may not add up to 100 due to rounding.

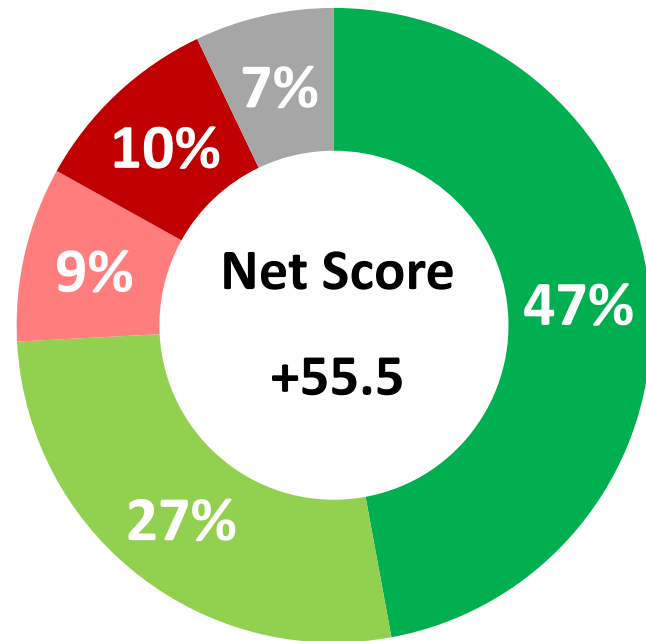
\*The net score is the difference between all positive and negative numbers in a question.

Source: Nanos Research, RDD dual frame hybrid telephone and online random survey, April 1<sup>st</sup> to April 3<sup>rd</sup>, 2021, n=1,028, accurate ±3.1 percentage points plus or minus, 19 times out of 20.



**NANOS**

# Support for creating Indigenous Protected and Conserved Areas



■ Support  
■ Somewhat support  
■ Somewhat oppose  
■ Oppose  
■ Unsure

**Q**

Do you support, somewhat support, somewhat oppose or oppose the following: [RANDOMIZE]

**Creating Indigenous Protected and Conserved Areas under the stewardship of First Nations to help efforts to conserve land and address biodiversity loss**

Support/Somewhat support

Atlantic (n=102)	Quebec (n=219)	Ontario (n=342)	Prairies (n=207)	BC (n=158)
<b>75.8%</b>	<b>79.5%</b>	<b>74.3%</b>	<b>67.5%</b>	<b>72.8%</b>
Men (n=558)	Women (n=470)	18 to 34 (n=196)	35 to 54 (n=396)	55 plus (n=436)
<b>69.1%</b>	<b>79.1%</b>	<b>75.9%</b>	<b>73.7%</b>	<b>73.4%</b>

\*Weighted to the true population proportion.

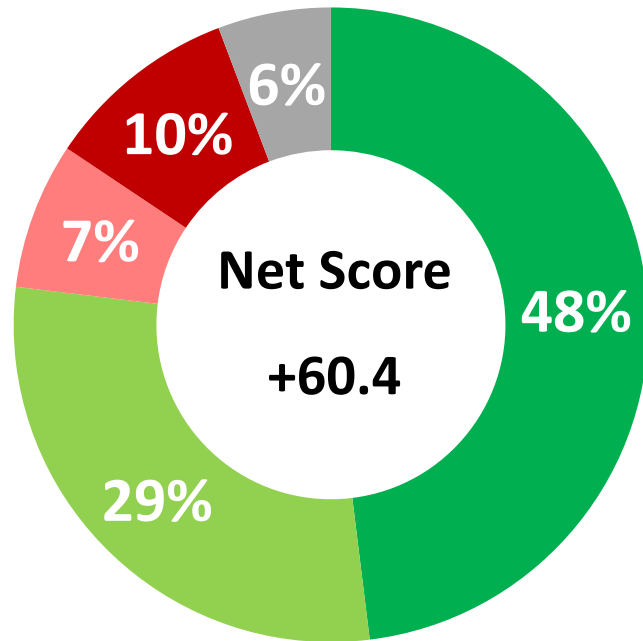
\*Charts may not add up to 100 due to rounding.

\*The net score is the difference between all positive and negative numbers in a question.

Source: Nanos Research, RDD dual frame hybrid telephone and online random survey, April 1<sup>st</sup> to April 3<sup>rd</sup>, 2021, n=1,028, accurate ±3.1 percentage points plus or minus, 19 times out of 20.



# Support for building more and better First Nations housing on reserves to prevent the spread of Covid-19



■ Support  
■ Somewhat support  
■ Somewhat oppose  
■ Oppose  
■ Unsure

**Q**

Do you support, somewhat support, somewhat oppose or oppose the following: [RANDOMIZE]

**Building more and better First Nations housing on reserves to stop overcrowding and the spread of the Covid-19 virus**

Support/Somewhat support

Atlantic (n=102)	Quebec (n=219)	Ontario (n=342)	Prairies (n=207)	BC (n=158)
<b>74.0%</b>	<b>82.4%</b>	<b>79.6%</b>	<b>67.3%</b>	<b>74.3%</b>
Men (n=558)	Women (n=470)	18 to 34 (n=196)	35 to 54 (n=396)	55 plus (n=436)
<b>69.9%</b>	<b>83.7%</b>	<b>73.5%</b>	<b>74.2%</b>	<b>81.7%</b>

\*Weighted to the true population proportion.

\*Charts may not add up to 100 due to rounding.

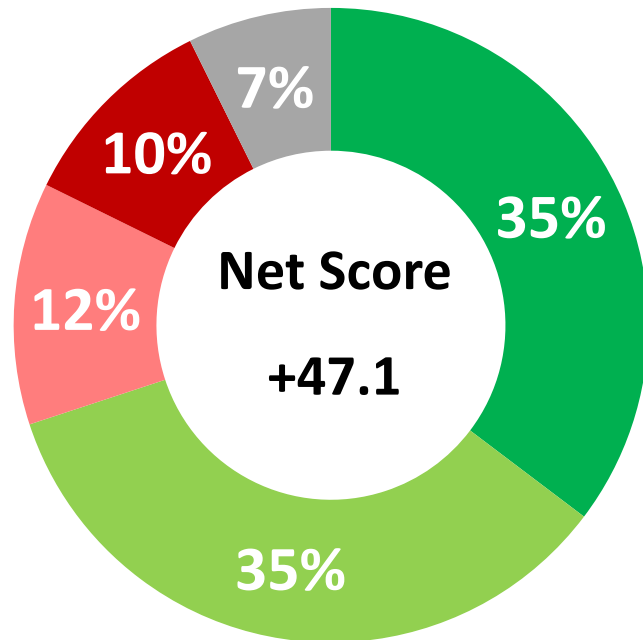
\*The net score is the difference between all positive and negative numbers in a question.

Source: Nanos Research, RDD dual frame hybrid telephone and online random survey, April 1<sup>st</sup> to April 3<sup>rd</sup>, 2021, n=1,028, accurate ±3.1 percentage points plus or minus, 19 times out of 20.



**NANOS**

# Support for allowing First Nations to set their own rules for economic development on reserves



■ Support  
■ Somewhat support  
■ Somewhat oppose  
■ Oppose  
■ Unsure

**Q**

Do you support, somewhat support, somewhat oppose or oppose the following: [RANDOMIZE]

**Allowing First Nations to set their own rules for economic development on reserves to help attract investment.**

Support/Somewhat support

Atlantic (n=102)	Quebec (n=219)	Ontario (n=342)	Prairies (n=207)	BC (n=158)
<b>70.1%</b>	<b>64.5%</b>	<b>70.3%</b>	<b>76.0%</b>	<b>70.1%</b>
Men (n=558)	Women (n=470)	18 to 34 (n=196)	35 to 54 (n=396)	55 plus (n=436)
<b>68.1%</b>	<b>71.7%</b>	<b>69.9%</b>	<b>70.7%</b>	<b>69.3%</b>

\*Weighted to the true population proportion.

\*Charts may not add up to 100 due to rounding.

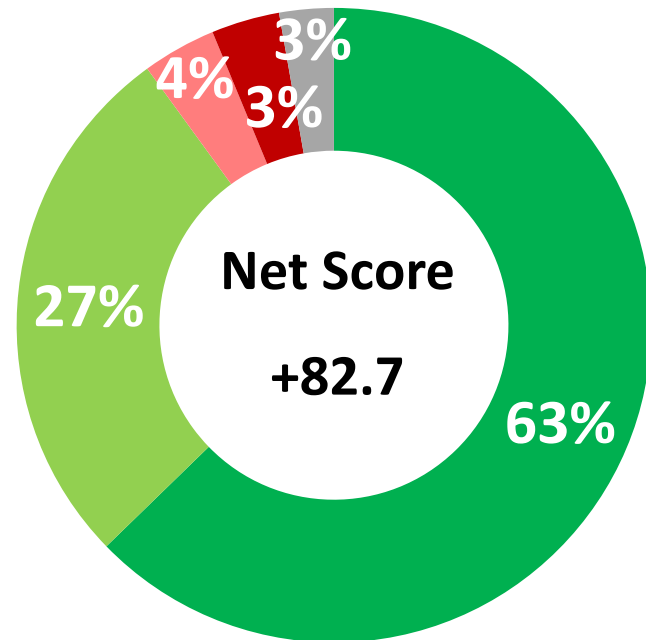
\*The net score is the difference between all positive and negative numbers in a question.

Source: Nanos Research, RDD dual frame hybrid telephone and online random survey, April 1<sup>st</sup> to April 3<sup>rd</sup>, 2021, n=1,028, accurate ±3.1 percentage points plus or minus, 19 times out of 20.



**NANOS**

# Support for First Nations having access to early childhood education



■ Support  
■ Somewhat support  
■ Somewhat oppose  
■ Oppose  
■ Unsure

**Q**

Do you support, somewhat support, somewhat oppose or oppose the following: [RANDOMIZE]

**Ensuring First Nations have access to affordable, high quality, and culturally relevant early childhood education**

Support/Somewhat support

Atlantic (n=102)	Quebec (n=219)	Ontario (n=342)	Prairies (n=207)	BC (n=158)
<b>88.7%</b>	<b>95.4%</b>	<b>89.1%</b>	<b>84.8%</b>	<b>90.9%</b>
Men (n=558)	Women (n=470)	18 to 34 (n=196)	35 to 54 (n=396)	55 plus (n=436)
<b>85.3%</b>	<b>94.5%</b>	<b>89.0%</b>	<b>90.8%</b>	<b>89.8%</b>

\*Weighted to the true population proportion.

\*Charts may not add up to 100 due to rounding.

\*The net score is the difference between all positive and negative numbers in a question.

Source: Nanos Research, RDD dual frame hybrid telephone and online random survey, April 1<sup>st</sup> to April 3<sup>rd</sup>, 2021, n=1,028, accurate ±3.1 percentage points plus or minus, 19 times out of 20.



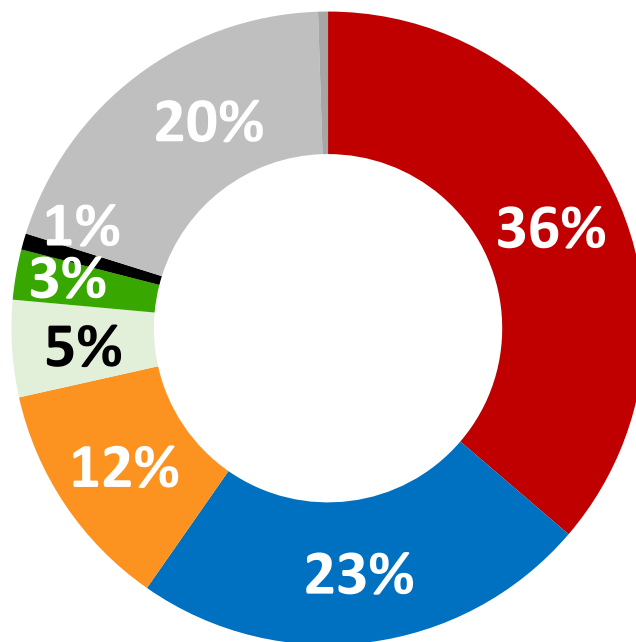
**NANOS**



# Federal party

Q

Thinking of federal elections, which federal party do you usually vote for  
[RANDOMIZE]



- Liberal Party of Canada
- Conservative Party of Canada
- New Democratic Party of Canada
- Bloc Quebecois
- Green Party of Canada
- People's Party of Canada
- I don't have a party I regularly vote for
- Other

\*Weighted to the true population proportion.

\*Charts may not add up to 100 due to rounding.

Source: Nanos Research, RDD dual frame hybrid telephone and online random survey, April 1<sup>st</sup> to April 3<sup>rd</sup>, 2021, n=1,028, accurate  $\pm 3.1$  percentage points plus or minus, 19 times out of 20.



**NANOS**

# METHODOLOGY

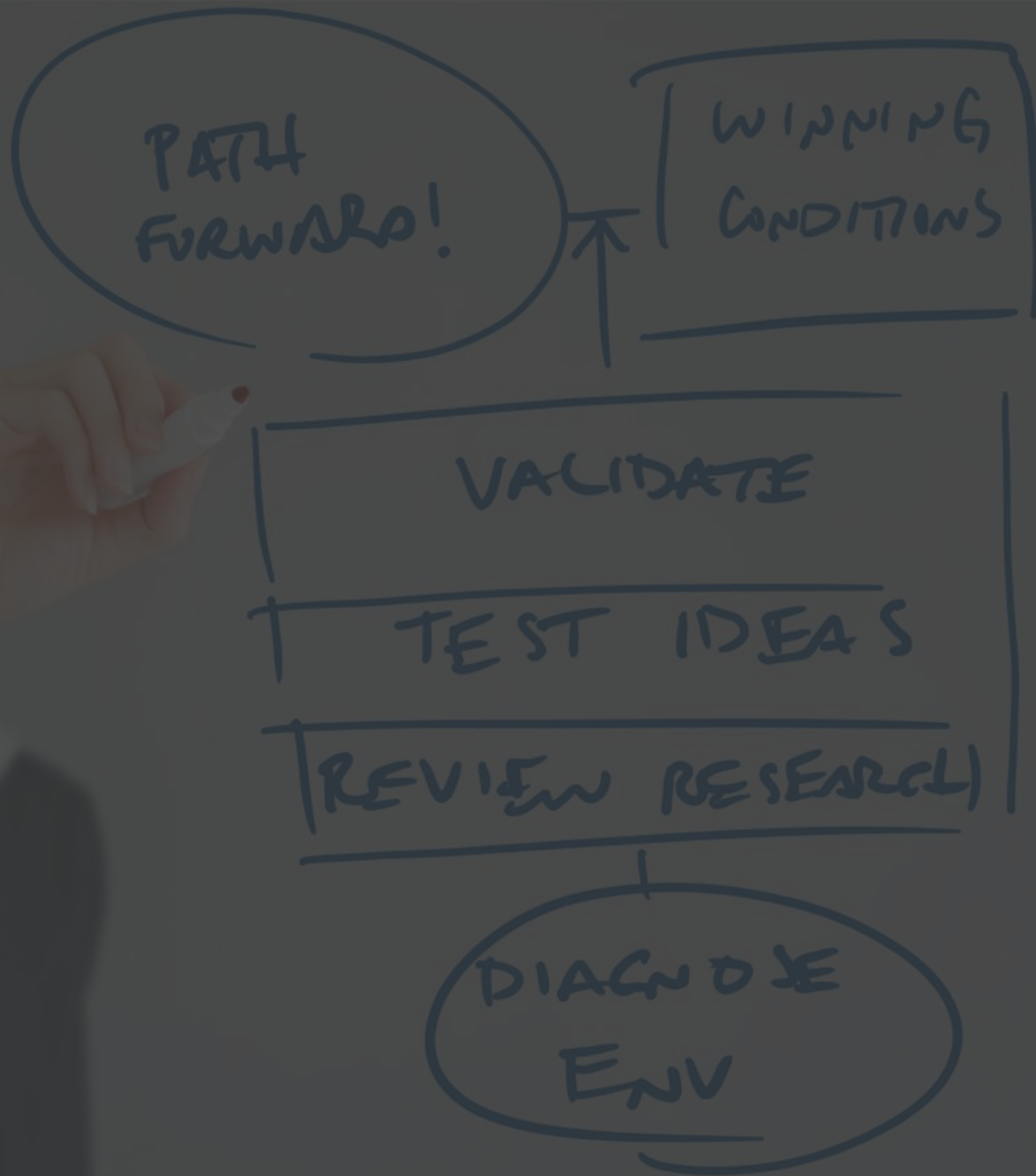
Nanos conducted an RDD dual frame (land- and cell-lines) random telephone survey of 1,028 Canadians, 18 years of age or older, between April 1<sup>st</sup> and 3<sup>rd</sup>, 2021 as part of an omnibus survey. Participants were randomly recruited by telephone using live agents and administered a survey. The sample is geographically stratified to be representative of Canada.

Individuals were randomly called using random digit dialling with a maximum of five call backs.

The margin of error for a random survey of 1,028 Canadians is  $\pm 3.1$  percentage points, 19 times out of 20.

The research was commissioned by the Assembly of First Nations and was conducted by Nanos Research.

Note: Charts may not add up to 100 due to rounding.



Element	Description	Element	Description
Research sponsor	Assembly of First Nations	Weighting of Data	The results were weighted by age and gender using the latest Census information (2016) and the sample is geographically stratified to ensure a distribution across all regions of Canada. See tables for full weighting disclosure
Population and Final Sample Size	1028 Randomly selected individuals.	Screening	Screening ensured potential respondents did not work in the market research industry, in the advertising industry, in the media or a political party prior to administering the survey to ensure the integrity of the data.
Source of Sample	Nanos Panel	Excluded Demographics	Individuals younger than 18 years old; individuals without land or cell lines, and individuals without internet access could not participate.
Type of Sample	Probability	Stratification	By age and gender using the latest Census information (2016) and the sample is geographically stratified to be representative of Canada. Smaller areas such as Atlantic Canada were marginally oversampled to allow for a minimum regional sample.
Margin of Error	±3.1 percentage points, 19 times out of 20.	Estimated Response Rate	Thirteen percent, consistent with industry norms.
Mode of Survey	RDD dual frame (land- and cell-lines) hybrid telephone and online omnibus survey	Question Order	Question order in the preceding report reflects the order in which they appeared in the original questionnaire.
Sampling Method Base	The sample included both land- and cell-lines RDD (Random Digit Dialed) across Canada.	Question Content	Topics on the omnibus ahead of the survey content included: views on political issues, views on economic issues, and Canada's performance related to research and innovation.
Demographics (Captured)	Atlantic Canada, Quebec, Ontario, Prairies, British Columbia; Men and Women; 18 years and older. Six digit postal code was used to validate geography.	Question Wording	The questions in the preceding report are written exactly as they were asked to individuals.
Fieldwork/Validation	Individuals were recruited using live interviews with live supervision to validate work, the research questions were administered online	Research/Data Collection Supplier	Nanos Research
Number of Calls	Maximum of five call backs to those recruited.	Contact	Contact Nanos Research for more information or with any concerns or questions. <a href="http://www.nanos.co">http://www.nanos.co</a> Telephone:(613) 234-4666 ext. 237 Email: info@nanosresearch.com.
Time of Calls	Individuals recruited were called between 12-5:30 pm and 6:30-9:30pm local time for the respondent.		
Field Dates	April 1 <sup>st</sup> to 3 <sup>rd</sup> , 2021.		
Language of Survey	The survey was conducted in both English and French.		
Standards	Nanos Research is a member of the Canadian Research Insights Council (CRIC) and confirms that this research fully complies with all CRIC Standards including the CRIC Public Opinion Research Standards and Disclosure Requirements. <a href="https://canadianresearchinsightscouncil.ca/standards/">https://canadianresearchinsightscouncil.ca/standards/</a>		



nanos dimap analytika



NANOS RUTHERFORD McKAY & Co.

As one of North America's premier market and public opinion research firms, we put strategic intelligence into the hands of decision makers. The majority of our work is for private sector and public facing organizations and ranges from market studies, managing reputation through to leveraging data intelligence. Nanos Research offers a vertically integrated full service quantitative and qualitative research practice to attain the highest standards and the greatest control over the research process. [www.nanos.co](http://www.nanos.co)

This international joint venture between [dimap](http://www.dimap.com) and [Nanos](http://www.nanos.co) brings together top research and data experts from North American and Europe to deliver exceptional data intelligence to clients. The team offers data intelligence services ranging from demographic and sentiment microtargeting; consumer sentiment identification and decision conversion; and, data analytics and profiling for consumer persuasion. [www.nanosdimap.com](http://www.nanosdimap.com)

NRM is an affiliate of Nanos Research and Rutherford McKay Associates. Our service offerings are based on decades of professional experience and extensive research and include public acceptance and engagement, communications audits, and narrative development. [www.nrmpublicaffairs.com](http://www.nrmpublicaffairs.com)

ABOUT NANOS

# TABULATIONS





## 2021-1855 – Assembly of First Nations – March OMNI – STAT SHEET

			Region						Gender		Age		
			Canada 2021-04	Atlantic	Quebec	Ontario	Prairies	British Columbia	Male	Female	18 to 34	35 to 54	55 plus
Question - Our next few questions are about Indigenous issues. On a scale of 0 to 10 where 0 is no awareness of issues affecting First Nations and 10 is very high awareness, how would you rate your awareness of issues affecting First Nations?	Total	Unwgt N	1028	102	219	342	207	158	558	470	196	396	436
		Wgt N	1000	67	233	386	180	133	490	510	271	341	388
		Mean	6.2	6.2	5.6	6.2	7.0	6.6	6.2	6.2	5.8	6.3	6.5
		Median	7.0	7.0	6.0	6.0	7.0	7.0	7.0	7.0	6.0	7.0	7.0
	No awareness (0)	%	2.5	3.9	5.5	1.6	0.5	1.8	2.6	2.4	3.5	2.2	2.1
	1	%	1.6	1.0	2.5	1.8	0.3	1.8	2.0	1.3	2.3	1.6	1.2
	2	%	3.0	1.1	4.2	4.0	1.3	1.7	3.5	2.6	2.8	4.2	2.2
	3	%	4.3	3.0	6.0	4.5	3.8	2.4	3.9	4.8	5.7	4.0	3.6
	4	%	5.4	2.3	8.4	4.9	5.0	3.7	5.3	5.5	6.5	5.7	4.3
	5	%	14.6	23.2	17.3	14.6	9.3	12.7	14.9	14.2	19.4	12.7	12.9
	6	%	15.2	12.6	15.3	18.5	10.1	13.4	14.9	15.5	15.9	15.8	14.1
	7	%	24.8	26.4	20.9	22.0	31.6	29.7	23.4	26.1	23.6	23.6	26.7
	8	%	16.4	16.5	13.0	16.9	17.6	19.4	16.6	16.2	9.6	16.8	20.8
	9	%	5.2	5.2	3.4	4.7	7.9	5.9	5.4	5.0	5.0	4.6	5.7
	Very high awareness (10)	%	6.2	3.8	3.1	5.8	11.6	6.8	7.0	5.4	4.2	8.0	6.0
	Unsure	%	0.8	1.0	0.4	0.9	1.0	0.9	0.7	0.9	1.3	0.7	0.5

Nanos conducted an RDD dual frame (land- and cell- lines) hybrid telephone and online random survey of 1,028 Canadians, 18 years of age or older, between April 1<sup>st</sup> and 3<sup>rd</sup>, 2021. The margin of error for a random survey of 1,028 Canadians is  $\pm 3.1$  percentage points, 19 times out of 20. Some responses have been shaded due to a small responding sample.

[www.nanos.co](http://www.nanos.co)



## 2021-1855 – Assembly of First Nations – March OMNI – STAT SHEET

			Region						Gender		Age		
			Canada 2021-04	Atlantic	Quebec	Ontario	Prairies	British Columbia	Male	Female	18 to 34	35 to 54	55 plus
Question - When you think of the relationship between First Nations and the Government of Canada, what words come to mind? [OPEN]	Total	Unwgt N	966	99	201	316	202	148	530	436	175	371	420
		Wgt N	935	65	213	356	177	124	463	472	243	320	372
	Strained/tense	%	9.5	10.4	5.4	9.9	10.4	13.8	7.3	11.7	9.9	14.2	5.2
	Reconciliation	%	4.3	1.0	3.1	4.4	6.0	5.8	2.6	6.1	9.6	3.3	1.8
	Poor/fractured/broken	%	13.5	9.3	6.4	17.0	13.1	18.5	10.7	16.3	14.3	14.3	12.3
	Difficult/adversarial/conflict	%	6.5	4.6	9.8	5.0	4.2	9.4	6.7	6.2	5.2	8.2	5.8
	There is no relationship/nonexistent	%	0.8	1.5	0.0	0.9	1.7	0.4	1.0	0.7	1.8	0.9	0.1
	Lack of actions from the government/slow	%	15.5	11.7	15.3	15.4	16.4	16.9	14.4	16.6	9.7	16.4	18.6
	Colonialism/history	%	3.3	6.3	3.8	2.7	2.3	4.5	3.6	3.1	3.8	4.3	2.3
	Good/supportive	%	1.1	4.8	1.8	0.6	0.5	0.6	1.4	0.9	0.5	1.5	1.3
	Lack of trust/broken promises	%	16.0	16.9	8.9	18.4	18.6	17.1	16.6	15.4	14.4	18.0	15.4
	Discrimination/unequal/racist	%	10.3	9.5	14.0	8.0	11.1	10.1	7.4	13.3	12.0	8.7	10.7
	Uncaring/neglect	%	2.8	0.0	1.7	4.2	2.1	2.6	2.0	3.5	0.5	2.9	4.1
	Money/taxes/poverty	%	6.9	8.5	5.5	6.2	8.1	9.0	9.7	4.2	3.6	6.9	9.1
	Need to work together/cooperation	%	4.1	1.5	4.3	3.2	7.4	2.9	4.3	3.8	3.1	3.4	5.3
	Lack of clean drinking water	%	4.9	1.8	4.5	5.9	6.5	2.0	4.2	5.5	5.3	5.1	4.5
	Treaties/land claims/pipeline	%	2.5	4.2	2.8	2.8	2.1	1.0	2.6	2.5	4.1	3.2	0.9
	Exhausting/frustrating	%	1.2	1.4	0.0	1.7	0.6	2.5	1.3	1.1	0.5	1.4	1.5
	Needs improvement/hopeful	%	5.5	3.2	6.3	4.6	4.4	9.8	3.9	7.1	4.8	5.2	6.3
	Paternalistic	%	2.3	0.0	3.4	1.9	2.6	2.5	2.5	2.1	2.3	1.8	2.8
	Lack of communication	%	1.0	0.0	2.3	0.3	0.3	2.2	1.3	0.7	1.0	0.7	1.3
	Other	%	17.7	9.7	24.8	16.5	15.5	16.1	18.9	16.5	20.2	16.0	17.5
	Unstable/unsettled	%	1.3	3.3	0.0	1.4	2.2	0.7	0.2	2.3	1.5	0.2	2.0
	Complicated/complex	%	2.6	3.5	3.0	2.6	1.8	2.3	2.5	2.6	3.4	2.5	2.1
	Confusion/lack of understanding	%	2.9	4.8	2.1	4.3	0.0	3.5	1.9	3.9	1.3	2.4	4.4
	Dysfunctional	%	1.2	2.8	0.0	1.4	1.8	1.0	1.3	1.1	0.8	1.8	1.0
	Improving/getting better/work in progress	%	6.1	5.5	3.1	5.8	6.5	11.7	4.2	7.9	6.4	5.4	6.5
	Residential schools	%	1.2	3.2	0.4	0.6	1.1	3.6	1.3	1.1	2.2	1.1	0.6
	Special treatment	%	1.4	2.7	0.0	1.1	3.6	0.9	1.5	1.3	3.5	0.9	0.5
	Ungrateful/never enough	%	3.1	5.6	2.7	2.0	6.2	1.5	4.7	1.5	2.3	4.0	2.9
	Unsure	%	0.7	0.7	0.0	0.9	0.9	0.9	0.7	0.6	0.0	0.6	1.1

\*\*Values are based on the percentage of positive responses in proportion to a specific response (columns exceed 100 per cent)

\*\*Multifrequency tab based on multiple responses.

Nanos conducted an RDD dual frame (land- and cell- lines) hybrid telephone and online random survey of 1,028 Canadians, 18 years of age or older, between April 1<sup>st</sup> and 3<sup>rd</sup>, 2021. The margin of error for a random survey of 1,028 Canadians is ±3.1 percentage points, 19 times out of 20. Some responses have been shaded due to a small responding sample.

[www.nanos.co](http://www.nanos.co)



## 2021-1855 – Assembly of First Nations – March OMNI – STAT SHEET

			Region						Gender		Age		
			Canada 2021-04	Atlantic	Quebec	Ontario	Prairies	British Columbia	Male	Female	18 to 34	35 to 54	55 plus
Question - When you think of the relationship between First Nations and the Government of Canada, what words come to mind? [OPEN]	Total	Unwgt N	1449	140	270	474	316	249	759	690	256	573	620
		Wgt N	1405	90	289	532	279	215	651	754	360	496	549
	Strained/tense	%	6.3	7.5	4.0	6.6	6.6	8.0	5.2	7.3	6.7	9.2	3.5
	Reconciliation	%	2.9	0.7	2.3	2.9	3.8	3.3	1.8	3.8	6.5	2.2	1.2
	Poor/fractured/broken	%	9.0	6.7	4.7	11.4	8.3	10.6	7.6	10.2	9.7	9.2	8.3
	Difficult/adversarial/conflict	%	4.3	3.3	7.2	3.4	2.6	5.4	4.8	3.9	3.5	5.3	3.9
	There is no relationship/nonexistent	%	0.6	1.1	0.0	0.6	1.1	0.3	0.7	0.4	1.2	0.6	0.1
	Lack of actions from the government/slow	%	10.3	8.4	11.3	10.3	10.4	9.7	10.2	10.4	6.5	10.5	12.6
	Colonialism/history	%	2.2	4.5	2.8	1.8	1.4	2.6	2.5	1.9	2.5	2.7	1.5
	Good/supportive	%	0.8	3.5	1.3	0.4	0.3	0.3	1.0	0.6	0.3	1.0	0.9
	Lack of trust/broken promises	%	10.6	12.2	6.6	12.3	11.8	9.8	11.8	9.7	9.7	11.6	10.4
	Discrimination/unequal/racist	%	6.9	6.9	10.3	5.4	7.0	5.8	5.2	8.3	8.1	5.6	7.2
	Uncaring/neglect	%	1.8	0.0	1.3	2.8	1.4	1.5	1.4	2.2	0.3	1.9	2.8
	Money/taxes/poverty	%	4.6	6.2	4.0	4.1	5.1	5.2	6.9	2.6	2.4	4.4	6.2
	Need to work together/cooperation	%	2.7	1.1	3.2	2.1	4.7	1.7	3.1	2.4	2.1	2.2	3.6
	Lack of clean drinking water	%	3.3	1.3	3.4	3.9	4.1	1.2	3.0	3.5	3.6	3.3	3.0
	Treaties/land claims/pipeline	%	1.7	3.1	2.1	1.9	1.3	0.6	1.9	1.5	2.8	2.1	0.6
	Exhausting/frustrating	%	0.8	1.0	0.0	1.1	0.4	1.4	0.9	0.7	0.3	0.9	1.0
	Needs improvement/hopeful	%	3.7	2.3	4.6	3.1	2.8	5.6	2.8	4.5	3.3	3.4	4.2
	Paternalistic	%	1.6	0.0	2.5	1.3	1.7	1.5	1.8	1.3	1.6	1.2	1.9
	Lack of communication	%	0.7	0.0	1.7	0.2	0.2	1.2	0.9	0.4	0.7	0.5	0.9
	Other	%	11.8	7.0	18.3	11.1	9.8	9.3	13.4	10.3	13.6	10.3	11.9
	Unstable/unsettled	%	0.8	2.4	0.0	0.9	1.4	0.4	0.2	1.4	1.0	0.1	1.3
	Complicated/complex	%	1.7	2.5	2.2	1.7	1.1	1.3	1.8	1.6	2.3	1.6	1.4
	Confusion/lack of understanding	%	1.9	3.5	1.6	2.9	0.0	2.0	1.3	2.4	0.9	1.5	3.0
	Dysfunctional	%	0.8	2.0	0.0	0.9	1.1	0.6	0.9	0.7	0.5	1.1	0.7
	Improving/getting better/work in progress	%	4.0	4.0	2.3	3.9	4.1	6.7	3.0	4.9	4.3	3.5	4.4
	Residential schools	%	0.8	2.3	0.3	0.4	0.7	2.1	0.9	0.7	1.5	0.7	0.4
	Special treatment	%	0.9	1.9	0.0	0.7	2.3	0.5	1.1	0.8	2.3	0.6	0.3
	Ungrateful/never enough	%	2.1	4.0	2.0	1.3	3.9	0.9	3.4	1.0	1.5	2.6	2.0
	Unsure	%	0.4	0.5	0.0	0.6	0.6	0.5	0.5	0.4	0.0	0.4	0.8

\*\*Values are based on the proportion a response represents of all responses (columns add up to 100 per cent)

\*\*Multifrequency tab based on multiple responses.

Nanos conducted an RDD dual frame (land- and cell- lines) hybrid telephone and online random survey of 1,028 Canadians, 18 years of age or older, between April 1<sup>st</sup> and 3<sup>rd</sup>, 2021. The margin of error for a random survey of 1,028 Canadians is ±3.1 percentage points, 19 times out of 20. Some responses have been shaded due to a small responding sample.

[www.nanos.co](http://www.nanos.co)





## 2021-1855 – Assembly of First Nations – March OMNI – STAT SHEET

Our next few questions are about Indigenous issues. On a scale of 0 to 10 where 0 is no awareness of issues affecting First Nations and 10 is very high awareness, how would you rate your awareness of issues affecting First Nations?

			Canada 2021-04	Low awareness (0-3)	Average awareness (4-6)	High awareness (7-10)	Unsure
Question -	Total	Unwgt N	966	89	324	546	7
When you think		Wgt N	935	95	328	506	5
of the	Strained/tense	%	9.5	7.1	8.4	10.5	
relationship	Reconciliation	%	4.3	3.2	3.0	5.5	
between First	Poor/fractured/broken	%	13.5	17.6	14.5	12.3	
Nations and the	Difficult/adversarial/conflict	%	6.5	2.0	7.9	6.5	
Government of	There is no relationship/nonexistent	%	0.8	1.1	0.6	1.0	
Canada, what	Lack of actions from the government/slow	%	15.5	11.9	15.3	16.5	
words come to	Colonialism/history	%	3.3	5.1	2.5	3.6	
mind? [OPEN]	Good/supportive	%	1.1	0.9	1.4	1.0	
	Lack of trust/broken promises	%	16.0	14.3	14.2	17.4	
	Discrimination/unequal/racist	%	10.3	8.6	8.7	11.8	
	Uncaring/neglect	%	2.8	4.1	2.9	2.4	
	Money/taxes/poverty	%	6.9	6.7	7.3	6.7	
	Need to work together/cooperation	%	4.1	5.7	2.9	4.6	
	Lack of clean drinking water	%	4.9	3.1	4.9	5.3	
	Treaties/land claims/pipeline	%	2.5	0.9	2.8	2.7	
	Exhausting/frustrating	%	1.2	0.5	1.3	1.3	
	Needs improvement/hopeful	%	5.5	3.4	5.4	5.9	
	Paternalistic	%	2.3	0.0	2.6	2.6	
	Lack of communication	%	1.0	1.2	1.1	0.9	
	Other	%	17.7	23.4	16.8	17.0	
	Unstable/unsettled	%	1.3	1.1	0.7	1.6	
	Complicated/complex	%	2.6	2.1	2.3	2.8	
	Confusion/lack of understanding	%	2.9	2.5	3.1	2.9	
	Dysfunctional	%	1.2	0.8	0.5	1.7	
	Improving/getting better/work in progress	%	6.1	2.7	7.3	6.0	
	Residential schools	%	1.2	0.8	1.8	0.9	
	Special treatment	%	1.4	2.1	0.9	1.6	
	Ungrateful/never enough	%	3.1	0.9	4.2	2.7	
	Unsure	%	0.7	2.0	1.1	0.1	

\*\*Values are based on the percentage of positive responses in proportion to a specific response (columns exceed 100 per cent)

\*\*Multifrequency tab based on multiple responses.

Nanos conducted an RDD dual frame (land- and cell- lines) hybrid telephone and online random survey of 1,028 Canadians, 18 years of age or older, between April 1<sup>st</sup> and 3<sup>rd</sup>, 2021. The margin of error for a random survey of 1,028 Canadians is  $\pm 3.1$  percentage points, 19 times out of 20. Some responses have been shaded due to a small responding sample.

[www.nanos.co](http://www.nanos.co)



## 2021-1855 – Assembly of First Nations – March OMNI – STAT SHEET

			Our next few questions are about Indigenous issues. On a scale of 0 to 10 where 0 is no awareness of issues affecting First Nations and 10 is very high awareness, how would you rate your awareness of issues affecting First Nations?				
			Canada 2021-03	Low awareness (0-3)	Average awareness (4-6)	High awareness (7-10)	Unsure
Question -	Total	Unwgt N	1449	121	477	842	9
When you think of the relationship between First Nations and the Government of Canada, what words come to mind? [OPEN]		Wgt N	1405	129	481	788	8
	Strained/tense	%	6.3	5.2	5.7	6.7	
	Reconciliation	%	2.9	2.4	2.0	3.5	
	Poor/fractured/broken	%	9.0	12.9	9.9	7.9	
	Difficult/adversarial/conflict	%	4.3	1.5	5.4	4.2	
	There is no relationship/nonexistent	%	0.6	0.8	0.4	0.6	
	Lack of actions from the government/slow	%	10.3	8.8	10.4	10.6	
	Colonialism/history	%	2.2	3.7	1.7	2.3	
	Good/supportive	%	0.8	0.7	1.0	0.7	
	Lack of trust/broken promises	%	10.6	10.5	9.7	11.2	
	Discrimination/unequal/racist	%	6.9	6.3	6.0	7.6	
	Uncaring/neglect	%	1.8	3.0	2.0	1.6	
	Money/taxes/poverty	%	4.6	4.9	5.0	4.3	
	Need to work together/cooperation	%	2.7	4.2	2.0	2.9	
	Lack of clean drinking water	%	3.3	2.3	3.4	3.4	
	Treaties/land claims/pipeline	%	1.7	0.7	1.9	1.7	
	Exhausting/frustrating	%	0.8	0.4	0.9	0.8	
	Needs improvement/hopeful	%	3.7	2.5	3.7	3.8	
	Paternalistic	%	1.6	0.0	1.8	1.7	
	Lack of communication	%	0.7	0.9	0.8	0.6	
	Other	%	11.8	17.2	11.5	10.9	
	Unstable/unsettled	%	0.8	0.8	0.5	1.0	
	Complicated/complex	%	1.7	1.5	1.6	1.8	
	Confusion/lack of understanding	%	1.9	1.8	2.1	1.9	
	Dysfunctional	%	0.8	0.6	0.4	1.1	
	Improving/getting better/work in progress	%	4.0	2.0	5.0	3.8	
	Residential schools	%	0.8	0.6	1.3	0.6	
	Special treatment	%	0.9	1.5	0.6	1.1	
	Ungrateful/never enough	%	2.1	0.7	2.9	1.7	
	Unsure	%	0.4	1.5	0.8	0.1	

\*\*Values are based on the proportion a response represents of all responses (columns add up to 100 per cent)

\*\*Multifrequency tab based on multiple responses.

Nanos conducted an RDD dual frame (land- and cell- lines) hybrid telephone and online random survey of 1,028 Canadians, 18 years of age or older, between April 1<sup>st</sup> and 3<sup>rd</sup>, 2021. The margin of error for a random survey of 1,028 Canadians is ±3.1 percentage points, 19 times out of 20. Some responses have been shaded due to a small responding sample.

[www.nanos.co](http://www.nanos.co)



## 2021-1855 – Assembly of First Nations – March OMNI – STAT SHEET

			Region						Gender		Age		
			Canada 2021-04	Atlantic	Quebec	Ontario	Prairies	British Columbia	Male	Female	18 to 34	35 to 54	55 plus
Question - Do you believe that Canada does a very good, good, average, poor or very poor job at reducing poverty for First Nations?	Total	Unwgt N	1028	102	219	342	207	158	558	470	196	396	436
		Wgt N	1000	67	233	386	180	133	490	510	271	341	388
	Very good	%	2.7	4.0	2.8	1.7	3.8	3.1	3.1	2.3	1.7	3.2	2.9
	Good	%	8.1	6.7	8.9	7.6	8.1	8.9	10.9	5.4	6.9	8.7	8.5
	Average	%	26.7	31.2	37.6	24.4	21.9	18.6	26.7	26.7	26.1	22.0	31.2
	Poor	%	32.0	37.6	26.6	31.2	31.5	41.2	29.9	34.0	27.2	34.0	33.5
	Very poor	%	26.1	15.1	19.1	30.7	31.6	23.4	25.7	26.5	31.2	27.6	21.3
	Unsure	%	4.4	5.4	4.9	4.4	3.1	4.8	3.7	5.1	6.8	4.5	2.6

			Region						Gender		Age		
			Canada 2021-04	Atlantic	Quebec	Ontario	Prairies	British Columbia	Male	Female	18 to 34	35 to 54	55 plus
Question - Do you believe that including First Nations as partners in resource development projects increases, decreases or has no impact on the uncertainty of development decisions?	Total	Unwgt N	1028	102	219	342	207	158	558	470	196	396	436
		Wgt N	1000	67	233	386	180	133	490	510	271	341	388
	Increases uncertainty	%	17.0	18.0	10.7	17.2	19.8	23.0	21.0	13.1	16.9	17.7	16.4
	Decreases uncertainty	%	41.5	41.8	39.7	40.6	44.1	43.6	42.4	40.6	36.7	39.0	47.1
	Has no impact on uncertainty	%	21.0	18.5	26.8	19.7	21.0	15.5	22.6	19.4	23.0	21.5	19.1
	Unsure	%	20.6	21.7	22.8	22.5	15.1	17.9	14.0	26.8	23.4	21.8	17.5

Nanos conducted an RDD dual frame (land- and cell- lines) hybrid telephone and online random survey of 1,028 Canadians, 18 years of age or older, between April 1<sup>st</sup> and 3<sup>rd</sup>, 2021. The margin of error for a random survey of 1,028 Canadians is  $\pm 3.1$  percentage points, 19 times out of 20. Some responses have been shaded due to a small responding sample.

[www.nanos.co](http://www.nanos.co)



## 2021-1855 – Assembly of First Nations – March OMNI – STAT SHEET

			Region						Gender		Age		
			Canada 2021-04	Atlantic	Quebec	Ontario	Prairies	British Columbia	Male	Female	18 to 34	35 to 54	55 plus
Question - Do you believe that addressing economic inequalities between First Nations and Canada increases, decreases or has no impact in the speed of Canada's economic recovery from the COVID-19 pandemic?	Total	Unwgt N	1028	102	219	342	207	158	558	470	196	396	436
		Wgt N	1000	67	233	386	180	133	490	510	271	341	388
	Increases the speed of Canada's economic recovery	%	28.2	31.6	21.5	28.9	29.3	34.5	24.6	31.7	30.6	23.1	31.0
	Decreases the speed of Canada's economic recovery	%	8.2	3.5	7.3	6.6	14.0	9.2	8.7	7.8	6.9	10.2	7.4
	Has no impact on the speed of Canada's economic recovery	%	52.1	49.8	57.4	52.5	50.4	44.8	57.9	46.5	51.4	54.3	50.6
	Unsure	%	11.5	15.1	13.8	11.9	6.4	11.5	8.9	14.1	11.0	12.5	11.1

			Region						Gender		Age		
			Canada 2021-04	Atlantic	Quebec	Ontario	Prairies	British Columbia	Male	Female	18 to 34	35 to 54	55 plus
Question - Should First Nations play a major, minor or no role in the government's response to climate change?	Total	Unwgt N	1028	102	219	342	207	158	558	470	196	396	436
		Wgt N	1000	67	233	386	180	133	490	510	271	341	388
	Major role	%	42.8	35.5	49.6	45.3	33.9	39.4	31.7	53.4	38.2	41.5	47.1
	Minor role	%	38.4	52.1	33.2	38.0	39.9	39.9	47.3	29.9	39.8	37.9	37.9
	No role	%	9.9	5.0	6.3	10.3	14.3	11.3	14.0	5.9	10.1	11.0	8.7
	Unsure	%	8.9	7.4	10.9	6.4	12.0	9.5	7.0	10.8	12.0	9.6	6.2

Nanos conducted an RDD dual frame (land- and cell- lines) hybrid telephone and online random survey of 1,028 Canadians, 18 years of age or older, between April 1<sup>st</sup> and 3<sup>rd</sup>, 2021. The margin of error for a random survey of 1,028 Canadians is  $\pm 3.1$  percentage points, 19 times out of 20. Some responses have been shaded due to a small responding sample.

[www.nanos.co](http://www.nanos.co)



## 2021-1855 – Assembly of First Nations – March OMNI – STAT SHEET

Do you support, somewhat support, somewhat oppose or oppose the following [RANDOMIZE]

			Region						Gender		Age		
			Canada 2021-04	Atlantic	Quebec	Ontario	Prairies	British Columbia	Male	Female	18 to 34	35 to 54	55 plus
Question - Having the Government of Canada ensure that First Nations have services matching the level of services provided to other Canadians	Total	Unwgt N	1028	102	219	342	207	158	558	470	196	396	436
		Wgt N	1000	67	233	386	180	133	490	510	271	341	388
	Support	%	67.1	69.5	66.2	67.7	61.4	73.5	58.6	75.3	68.8	67.8	65.4
	Somewhat support	%	20.9	21.2	27.8	18.4	22.2	14.1	26.3	15.8	16.8	21.5	23.2
	Somewhat oppose	%	4.2	3.8	2.5	5.7	4.9	2.1	5.3	3.2	4.5	3.9	4.3
	Oppose	%	4.2	1.8	1.5	3.3	9.0	6.1	6.2	2.2	6.3	3.5	3.3
	Unsure	%	3.6	3.6	2.0	4.9	2.5	4.1	3.6	3.5	3.6	3.3	3.8

Do you support, somewhat support, somewhat oppose or oppose the following [RANDOMIZE]

			Region						Gender		Age		
			Canada 2021-04	Atlantic	Quebec	Ontario	Prairies	British Columbia	Male	Female	18 to 34	35 to 54	55 plus
Question - Having a Guaranteed Basic Income program that is specific to First Nations people to meet essential needs	Total	Unwgt N	1028	102	219	342	207	158	558	470	196	396	436
		Wgt N	1000	67	233	386	180	133	490	510	271	341	388
	Support	%	27.2	25.6	22.2	30.8	27.8	25.5	18.9	35.2	33.1	27.5	22.8
	Somewhat support	%	26.0	29.7	33.9	25.5	14.8	26.6	28.6	23.4	20.2	27.3	28.8
	Somewhat oppose	%	14.6	16.0	21.8	14.0	10.0	9.0	15.3	13.9	13.6	12.5	17.0
	Oppose	%	23.0	18.2	11.9	21.8	38.4	27.1	30.2	16.0	26.3	22.4	21.2
	Unsure	%	9.3	10.5	10.2	7.9	9.0	11.7	7.0	11.5	6.7	10.3	10.3

Nanos conducted an RDD dual frame (land- and cell- lines) hybrid telephone and online random survey of 1,028 Canadians, 18 years of age or older, between April 1<sup>st</sup> and 3<sup>rd</sup>, 2021. The margin of error for a random survey of 1,028 Canadians is  $\pm 3.1$  percentage points, 19 times out of 20. Some responses have been shaded due to a small responding sample.

[www.nanos.co](http://www.nanos.co)



## 2021-1855 – Assembly of First Nations – March OMNI – STAT SHEET

Do you support, somewhat support, somewhat oppose or oppose the following [RANDOMIZE]

			Region						Gender		Age		
			Canada 2021-04	Atlantic	Quebec	Ontario	Prairies	British Columbia	Male	Female	18 to 34	35 to 54	55 plus
Question - Having a national infrastructure strategy for First Nations reserves to invest in schools, water, roads, healthcare etc.	Total	Unwgt N	1028	102	219	342	207	158	558	470	196	396	436
		Wgt N	1000	67	233	386	180	133	490	510	271	341	388
	Support	%	57.6	56.9	56.8	58.0	56.7	59.6	49.8	65.2	62.2	55.3	56.5
	Somewhat support	%	28.7	31.8	34.5	26.7	24.8	27.9	33.1	24.4	24.4	30.7	29.8
	Somewhat oppose	%	4.8	4.5	4.4	4.0	8.0	3.8	5.9	3.7	4.6	3.2	6.4
	Oppose	%	4.4	2.6	1.8	4.9	7.9	3.9	6.9	2.0	4.4	5.3	3.7
	Unsure	%	4.5	4.4	2.6	6.5	2.6	4.8	4.3	4.6	4.4	5.5	3.7

Do you support, somewhat support, somewhat oppose or oppose the following [RANDOMIZE]

			Region						Gender		Age		
			Canada 2021-04	Atlantic	Quebec	Ontario	Prairies	British Columbia	Male	Female	18 to 34	35 to 54	55 plus
Question - Having more financial support for Indigenous Institutions of higher learning to get to the same levels as Canada's colleges and universities	Total	Unwgt N	1028	102	219	342	207	158	558	470	196	396	436
		Wgt N	1000	67	233	386	180	133	490	510	271	341	388
	Support	%	45.8	38.3	49.5	47.2	42.7	43.3	38.2	53.1	50.4	45.4	42.9
	Somewhat support	%	29.7	32.8	36.8	27.8	22.8	30.1	31.1	28.3	24.6	29.2	33.6
	Somewhat oppose	%	8.6	11.2	6.2	7.5	11.6	10.9	11.2	6.1	7.7	9.0	8.9
	Oppose	%	10.9	8.5	3.2	12.3	19.8	9.4	15.8	6.2	12.8	11.4	9.1
	Unsure	%	5.1	9.3	4.3	5.3	3.0	6.4	3.7	6.3	4.4	5.0	5.5

Nanos conducted an RDD dual frame (land- and cell- lines) hybrid telephone and online random survey of 1,028 Canadians, 18 years of age or older, between April 1<sup>st</sup> and 3<sup>rd</sup>, 2021. The margin of error for a random survey of 1,028 Canadians is  $\pm 3.1$  percentage points, 19 times out of 20. Some responses have been shaded due to a small responding sample.

[www.nanos.co](http://www.nanos.co)



## 2021-1855 – Assembly of First Nations – March OMNI – STAT SHEET

Do you support, somewhat support, somewhat oppose or oppose the following [RANDOMIZE]

			Region						Gender		Age		
			Canada 2021-04	Atlantic	Quebec	Ontario	Prairies	British Columbia	Male	Female	18 to 34	35 to 54	55 plus
Question - Having First Nations governments running First Nations child and family services on reserves	Total	Unwgt N	1028	102	219	342	207	158	558	470	196	396	436
		Wgt N	1000	67	233	386	180	133	490	510	271	341	388
	Support	%	44.7	39.8	43.1	47.8	42.4	43.8	40.3	48.9	42.0	46.1	45.2
	Somewhat support	%	33.2	40.5	30.5	34.2	32.7	31.9	34.3	32.1	29.1	32.9	36.3
	Somewhat oppose	%	9.6	5.9	13.6	8.5	8.8	8.5	11.6	7.6	10.8	8.7	9.5
	Oppose	%	6.8	7.3	4.4	5.3	9.5	11.2	8.4	5.3	9.2	7.0	4.9
	Unsure	%	5.8	6.5	8.4	4.2	6.7	4.6	5.5	6.1	8.9	5.3	4.1

Do you support, somewhat support, somewhat oppose or oppose the following [RANDOMIZE]

			Region						Gender		Age		
			Canada 2021-04	Atlantic	Quebec	Ontario	Prairies	British Columbia	Male	Female	18 to 34	35 to 54	55 plus
Question - Having a national justice strategy to address the over-representation of First Nations people in the criminal justice system	Total	Unwgt N	1028	102	219	342	207	158	558	470	196	396	436
		Wgt N	1000	67	233	386	180	133	490	510	271	341	388
	Support	%	47.5	48.8	46.1	50.5	40.3	50.3	36.0	58.5	50.1	44.5	48.3
	Somewhat support	%	24.6	24.9	28.0	24.0	23.7	21.3	29.6	19.8	22.6	26.1	24.6
	Somewhat oppose	%	8.9	7.9	9.7	8.5	10.0	7.9	11.2	6.8	6.6	9.3	10.2
	Oppose	%	10.3	5.0	4.1	8.7	21.0	13.8	15.1	5.6	10.0	11.2	9.7
	Unsure	%	8.7	13.4	12.1	8.3	4.9	6.7	8.1	9.3	10.7	8.9	7.1

Nanos conducted an RDD dual frame (land- and cell- lines) hybrid telephone and online random survey of 1,028 Canadians, 18 years of age or older, between April 1<sup>st</sup> and 3<sup>rd</sup>, 2021. The margin of error for a random survey of 1,028 Canadians is  $\pm 3.1$  percentage points, 19 times out of 20. Some responses have been shaded due to a small responding sample.

[www.nanos.co](http://www.nanos.co)



## 2021-1855 – Assembly of First Nations – March OMNI – STAT SHEET

Do you support, somewhat support, somewhat oppose or oppose the following [RANDOMIZE]

			Region						Gender		Age		
			Canada 2021-04	Atlantic	Quebec	Ontario	Prairies	British Columbia	Male	Female	18 to 34	35 to 54	55 plus
Question - Having First Nations run and operate their own police services on reserves	Total	Unwgt N	1028	102	219	342	207	158	558	470	196	396	436
		Wgt N	1000	67	233	386	180	133	490	510	271	341	388
	Support	%	38.5	41.3	34.3	41.5	40.6	33.0	34.3	42.6	36.0	37.7	40.9
	Somewhat support	%	32.9	36.8	27.7	34.9	28.4	40.2	35.8	30.1	26.7	37.1	33.5
	Somewhat oppose	%	11.7	8.6	18.8	8.2	12.4	10.2	11.1	12.3	15.7	8.7	11.6
	Oppose	%	9.9	7.8	9.1	9.7	10.3	12.0	13.2	6.6	11.1	9.9	8.9
	Unsure	%	7.1	5.5	10.2	5.7	8.4	4.6	5.6	8.5	10.6	6.5	5.1

Do you support, somewhat support, somewhat oppose or oppose the following [RANDOMIZE]

			Region						Gender		Age		
			Canada 2021-04	Atlantic	Quebec	Ontario	Prairies	British Columbia	Male	Female	18 to 34	35 to 54	55 plus
Question - Having universal child-care for First Nations on reserves	Total	Unwgt N	1028	102	219	342	207	158	558	470	196	396	436
		Wgt N	1000	67	233	386	180	133	490	510	271	341	388
	Support	%	40.7	34.5	48.4	40.9	33.5	39.3	32.6	48.5	44.5	40.7	38.0
	Somewhat support	%	28.7	36.8	32.7	25.7	26.9	28.8	30.9	26.6	22.7	28.2	33.3
	Somewhat oppose	%	9.6	7.6	8.0	11.7	7.9	9.6	12.5	6.7	8.6	8.3	11.4
	Oppose	%	11.6	10.9	3.6	11.3	23.0	11.2	15.9	7.4	15.1	13.1	7.8
	Unsure	%	9.5	10.1	7.2	10.4	8.7	11.2	8.1	10.8	9.1	9.6	9.6

Nanos conducted an RDD dual frame (land- and cell- lines) hybrid telephone and online random survey of 1,028 Canadians, 18 years of age or older, between April 1<sup>st</sup> and 3<sup>rd</sup>, 2021. The margin of error for a random survey of 1,028 Canadians is  $\pm 3.1$  percentage points, 19 times out of 20. Some responses have been shaded due to a small responding sample.

[www.nanos.co](http://www.nanos.co)





## 2021-1855 – Assembly of First Nations – March OMNI – STAT SHEET

Do you support, somewhat support, somewhat oppose or oppose the following [RANDOMIZE]

			Region						Gender		Age		
			Canada 2021-04	Atlantic	Quebec	Ontario	Prairies	British Columbia	Male	Female	18 to 34	35 to 54	55 plus
Question - Having more investment from the government to renovate schools on reserves	Total	Unwgt N	1028	102	219	342	207	158	558	470	196	396	436
		Wgt N	1000	67	233	386	180	133	490	510	271	341	388
	Support	%	47.4	47.3	47.1	50.0	38.9	51.6	37.0	57.4	51.5	45.9	45.8
	Somewhat support	%	33.4	33.6	37.4	31.4	35.1	29.6	39.3	27.6	32.0	32.9	34.7
	Somewhat oppose	%	6.4	2.4	6.2	5.3	10.5	6.5	8.1	4.8	5.5	5.6	7.8
	Oppose	%	7.0	10.5	4.0	6.5	10.7	6.7	9.7	4.4	7.1	8.0	6.0
	Unsure	%	5.9	6.2	5.3	6.8	4.7	5.6	5.9	5.8	3.9	7.6	5.7

Do you support, somewhat support, somewhat oppose or oppose the following [RANDOMIZE]

			Region						Gender		Age		
			Canada 2021-04	Atlantic	Quebec	Ontario	Prairies	British Columbia	Male	Female	18 to 34	35 to 54	55 plus
Question - Creating Indigenous Protected and Conserved Areas under the stewardship of First Nations to help efforts to conserve land and address biodiversity loss	Total	Unwgt N	1028	102	219	342	207	158	558	470	196	396	436
		Wgt N	1000	67	233	386	180	133	490	510	271	341	388
	Support	%	47.1	44.4	47.6	49.9	41.7	46.7	37.2	56.6	55.1	44.4	43.9
	Somewhat support	%	27.1	31.4	31.9	24.4	25.8	26.1	31.9	22.5	20.8	29.3	29.5
	Somewhat oppose	%	8.9	7.8	9.5	8.5	10.0	8.0	10.7	7.2	5.1	10.0	10.6
	Oppose	%	9.8	7.9	3.9	10.4	14.5	13.2	13.9	5.9	11.5	8.2	10.1
	Unsure	%	7.1	8.5	7.0	6.8	8.0	6.0	6.3	7.8	7.5	8.1	5.9

Nanos conducted an RDD dual frame (land- and cell- lines) hybrid telephone and online random survey of 1,028 Canadians, 18 years of age or older, between April 1<sup>st</sup> and 3<sup>rd</sup>, 2021. The margin of error for a random survey of 1,028 Canadians is  $\pm 3.1$  percentage points, 19 times out of 20. Some responses have been shaded due to a small responding sample.

[www.nanos.co](http://www.nanos.co)



## 2021-1855 – Assembly of First Nations – March OMNI – STAT SHEET

Do you support, somewhat support, somewhat oppose or oppose the following [RANDOMIZE]

			Region						Gender		Age		
			Canada 2021-04	Atlantic	Quebec	Ontario	Prairies	British Columbia	Male	Female	18 to 34	35 to 54	55 plus
Question - Building more and better First Nations housing on reserves to stop overcrowding and the spread of the Covid-19 virus	Total	Unwgt N	1028	102	219	342	207	158	558	470	196	396	436
		Wgt N	1000	67	233	386	180	133	490	510	271	341	388
	Support	%	48.0	46.8	49.0	49.7	41.2	51.5	37.7	58.0	51.8	44.1	48.9
	Somewhat support	%	28.9	27.2	33.4	29.9	26.1	22.8	32.2	25.7	21.7	30.1	32.8
	Somewhat oppose	%	7.5	5.0	8.1	6.2	11.1	6.4	10.8	4.2	8.3	6.6	7.6
	Oppose	%	9.9	10.2	4.5	8.6	17.1	12.9	13.4	6.5	12.2	10.7	7.5
	Unsure	%	5.8	10.9	5.0	5.7	4.5	6.5	5.9	5.6	5.9	8.5	3.3

Do you support, somewhat support, somewhat oppose or oppose the following [RANDOMIZE]

			Region						Gender		Age		
			Canada 2021-04	Atlantic	Quebec	Ontario	Prairies	British Columbia	Male	Female	18 to 34	35 to 54	55 plus
Question - Allowing First Nations to set their own rules for economic development on reserves to help attract investment	Total	Unwgt N	1028	102	219	342	207	158	558	470	196	396	436
		Wgt N	1000	67	233	386	180	133	490	510	271	341	388
	Support	%	35.3	30.1	35.6	37.3	36.0	30.7	31.5	39.0	34.3	34.4	36.8
	Somewhat support	%	34.6	40.0	28.9	33.0	40.0	39.4	36.6	32.7	35.6	36.3	32.5
	Somewhat oppose	%	12.4	12.0	16.5	11.2	11.6	9.8	12.7	12.0	10.8	11.9	13.8
	Oppose	%	10.4	9.8	9.4	11.6	7.0	13.6	13.5	7.4	12.5	9.1	10.0
	Unsure	%	7.3	8.1	9.7	7.0	5.3	6.5	5.7	8.9	6.8	8.3	6.9

Nanos conducted an RDD dual frame (land- and cell- lines) hybrid telephone and online random survey of 1,028 Canadians, 18 years of age or older, between April 1<sup>st</sup> and 3<sup>rd</sup>, 2021. The margin of error for a random survey of 1,028 Canadians is  $\pm 3.1$  percentage points, 19 times out of 20. Some responses have been shaded due to a small responding sample.

[www.nanos.co](http://www.nanos.co)



## 2021-1855 – Assembly of First Nations – March OMNI – STAT SHEET

Do you support, somewhat support, somewhat oppose or oppose the following [RANDOMIZE]

			Region						Gender		Age		
			Canada 2021-04	Atlantic	Quebec	Ontario	Prairies	British Columbia	Male	Female	18 to 34	35 to 54	55 plus
Question - Ensuring First Nations have access to affordable, high quality, and culturally relevant early childhood education	Total	Unwgt N	1028	102	219	342	207	158	558	470	196	396	436
		Wgt N	1000	67	233	386	180	133	490	510	271	341	388
	Support	%	62.7	59.6	62.7	62.7	57.6	71.5	51.9	73.2	64.0	61.2	63.1
	Somewhat support	%	27.3	29.1	32.7	26.4	27.2	19.4	33.4	21.3	25.0	29.6	26.7
	Somewhat oppose	%	3.8	3.8	2.0	4.5	5.9	1.9	5.2	2.4	4.4	2.7	4.3
	Oppose	%	3.5	2.6	1.2	2.8	7.2	5.1	6.1	1.0	5.0	2.8	3.0
	Unsure	%	2.8	5.0	1.4	3.7	2.1	2.2	3.4	2.1	1.6	3.6	2.9

Nanos conducted an RDD dual frame (land- and cell- lines) hybrid telephone and online random survey of 1,028 Canadians, 18 years of age or older, between April 1<sup>st</sup> and 3<sup>rd</sup>, 2021. The margin of error for a random survey of 1,028 Canadians is  $\pm 3.1$  percentage points, 19 times out of 20. Some responses have been shaded due to a small responding sample.

[www.nanos.co](http://www.nanos.co)



## 2021-1855 – Assembly of First Nations – March OMNI – STAT SHEET

			Region						Gender		Age		
			Canada 2021-04	Atlantic	Quebec	Ontario	Prairies	British Columbia	Male	Female	18 to 34	35 to 54	55 plus
Question - Thinking of federal elections, which federal party do you usually vote for? [RANDOMIZE]	Total	Unwgt N	1028	102	219	342	207	158	558	470	196	396	436
		Wgt N	1000	67	233	386	180	133	490	510	271	341	388
	Liberal Party of Canada	%	36.3	45.1	37.7	43.4	20.6	29.9	31.6	40.8	34.1	34.2	39.7
	Conservative Party of Canada	%	23.4	13.1	6.8	25.2	40.2	29.7	28.9	18.2	19.0	25.4	24.8
	New Democratic Party of Canada	%	11.8	12.6	9.8	11.4	16.5	9.6	9.8	13.7	19.1	10.5	7.9
	Bloc Quebecois	%	4.9	0.0	21.2	0.0	0.0	0.0	6.0	3.9	5.2	4.1	5.5
	Green Party of Canada	%	2.6	1.1	2.3	0.8	2.7	8.6	1.4	3.7	4.8	1.8	1.7
	People's Party of Canada	%	0.8	0.0	0.7	1.0	1.0	0.9	1.6	0.1	0.4	1.3	0.7
	I don't have a party I regularly vote for	%	19.7	26.9	21.5	17.6	17.7	21.3	19.8	19.5	16.5	22.2	19.7
	Other	%	0.5	1.1	0.0	0.5	1.3	0.0	0.9	0.1	1.0	0.6	0.1

Nanos conducted an RDD dual frame (land- and cell- lines) hybrid telephone and online random survey of 1,028 Canadians, 18 years of age or older, between April 1<sup>st</sup> and 3<sup>rd</sup>, 2021. The margin of error for a random survey of 1,028 Canadians is  $\pm 3.1$  percentage points, 19 times out of 20. Some responses have been shaded due to a small responding sample.

[www.nanos.co](http://www.nanos.co)