



Confidence is down on security issues; ensuring safe communities is the most important and continues to rise since 2016.

# Key Findings

---



## Importance of challenges in terms of Canada's future

Canadians give the highest importance to ensuring safe communities in terms of Canada's future (mean of 8.6 out of 10), followed by protecting our borders (mean of 7.9), and fighting terrorism (mean of 7.6). They give the lowest intensity of importance to asserting Canada's role in international affairs (mean of 7.2).



## Importance of ensuring safe communities

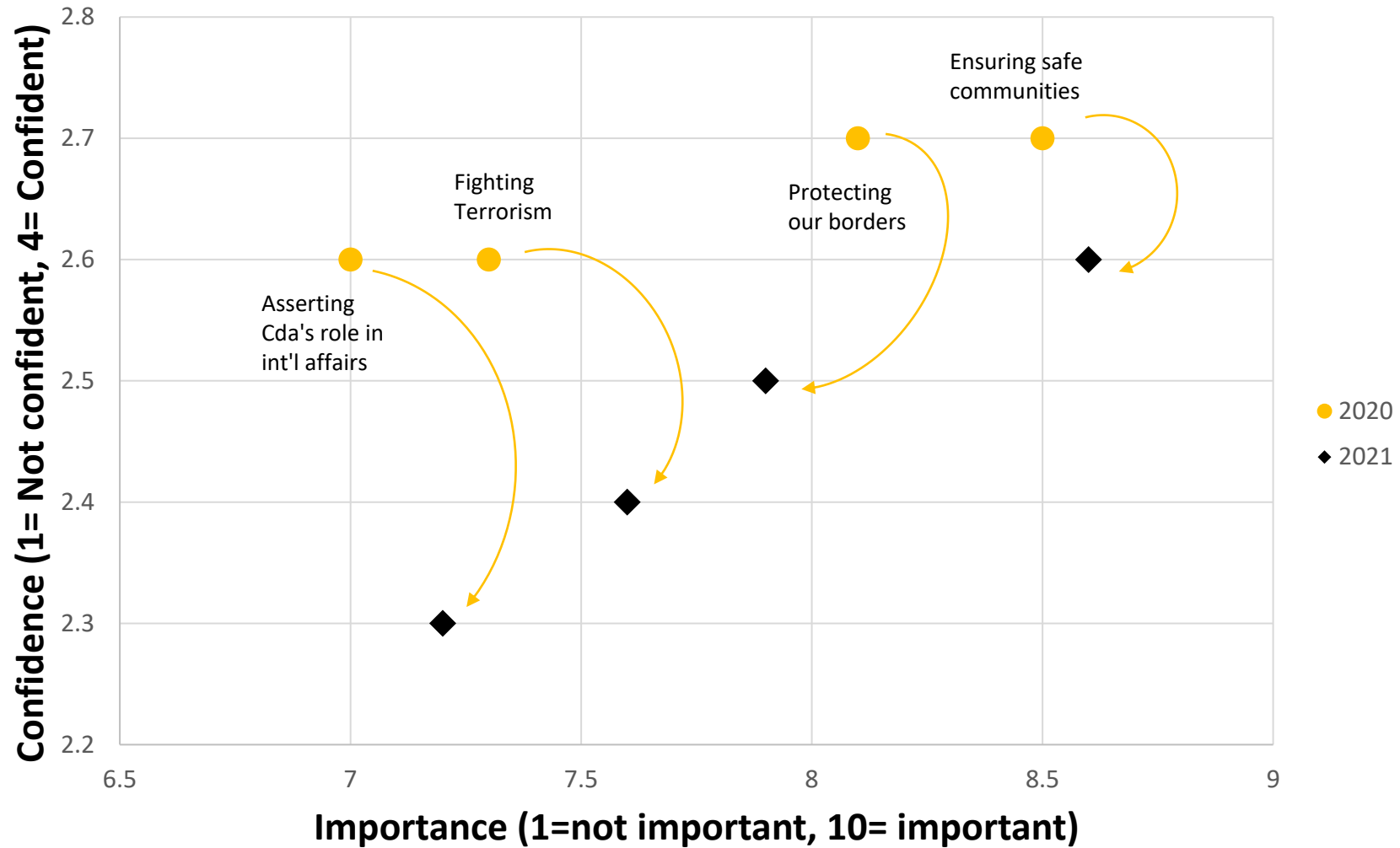
The importance of ensuring safe communities in terms of Canada's future has seen a consistent increase since 2016 (2016: mean of 8.0; 2017: 8.2; 2019: 8.3; 2020: 8.5; 2021: 8.6).



## Confidence in Canada's ability to find solutions dropping

There has been a noticeable decrease in the proportion of Canadians who are confident in our ability as a nation to find solutions for asserting Canada's role in international affairs, protecting our borders, fighting terrorism compared to last two years.

## Canada Policy - Confidence vs. Importance Map 2020 vs 2021



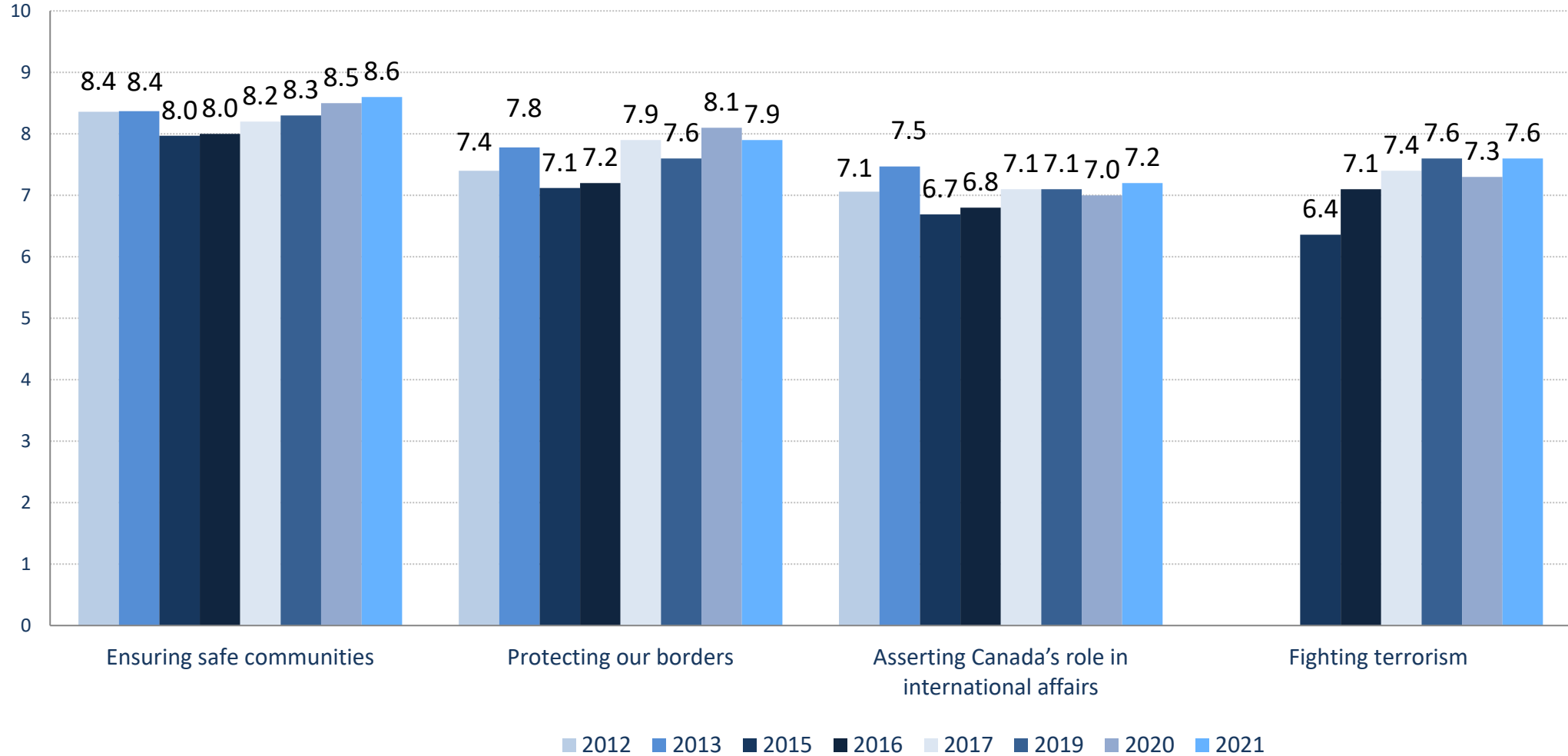
## 2020-2021 Economic policy map table

		2020	2021	Change
Ensuring safe communities	Importance (Mean score out of ten)	8.5	8.6	+0.1
	Confidence (Out of four)	2.7	2.6	-0.1
Protecting our borders	Importance (Mean score out of ten)	8.1	7.9	-0.2
	Confidence (Out of four)	2.7	2.5	-0.2
Fighting terrorism	Importance (Mean score out of ten)	7.3	7.6	+0.3
	Confidence (Out of four)	2.6	2.4	-0.2
Asserting Canada's role in international affairs	Importance (Mean score out of ten)	7.0	7.2	+0.2
	Confidence (Out of four)	2.5	2.3	-0.2

# Importance of security challenges



For each of the challenges, please rate their importance to you on a scale of 1 to 10, where 1 is not at all important and 10 is very important in terms of Canada's future? [Randomize]



Source: Nanos Research, RDD dual frame hybrid telephone and online random survey, September 30<sup>th</sup> to October 3<sup>rd</sup>, 2021, n=1017, accurate 3.1 percentage points plus or minus, 19 times out of 20.

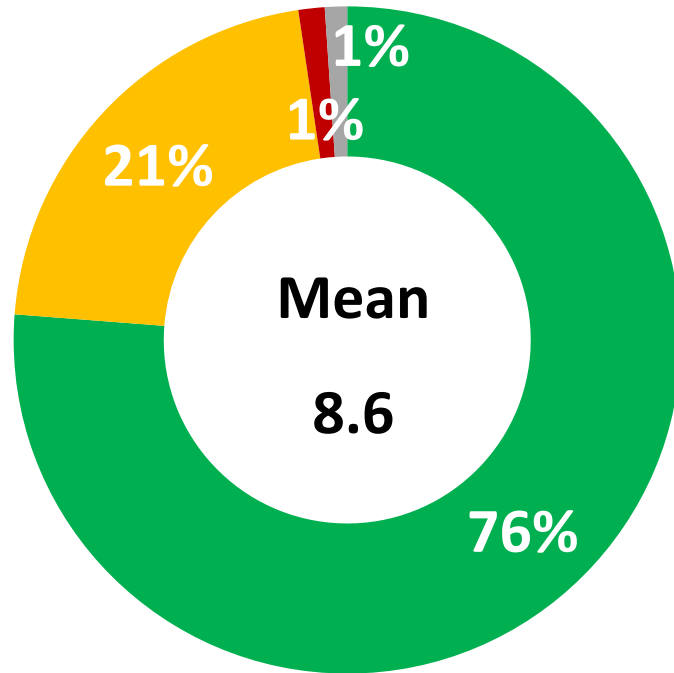


# Importance of safe communities

Q

For each of the challenges, please rate their importance to you on a scale of 1 to 10, where 1 is not at all important and 10 is very important in terms of Canada's future. [RANDOMIZE]

## Ensuring safe communities

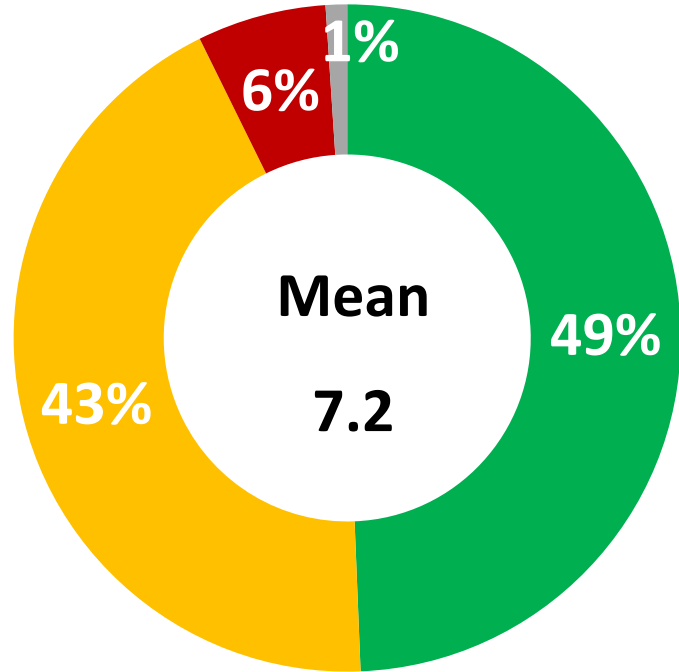


■ Important (8-10) ■ Average (4-7) ■ Not important (1-3) ■ Unsure

\*Weighted to the true population proportion.  
\*Charts may not add up to 100 due to rounding.

Year	Prime Minister	Mean Score
2012	Harper	8.4
2013	Harper	8.4
2015	Harper	8.0
2016	Trudeau	8.0
2017	Trudeau	8.2
2019	Trudeau	8.3
2020	Trudeau	8.5
2021	Trudeau	8.6

# Importance of Canada's role in international affairs



■ Important (8-10) ■ Average (4-7) ■ Not important (1-3) ■ Unsure

\*Weighted to the true population proportion.  
 \*Charts may not add up to 100 due to rounding.

Source: Nanos Research, RDD dual frame hybrid telephone and online random survey, September 30<sup>th</sup> to October 3<sup>rd</sup>, 2021, n=1017, accurate 3.1 percentage points plus or minus, 19 times out of 20.

Q

For each of the challenges, please rate their importance to you on a scale of 1 to 10, where 1 is not at all important and 10 is very important in terms of Canada's future. [RANDOMIZE]

## Asserting Canada's role in international affairs

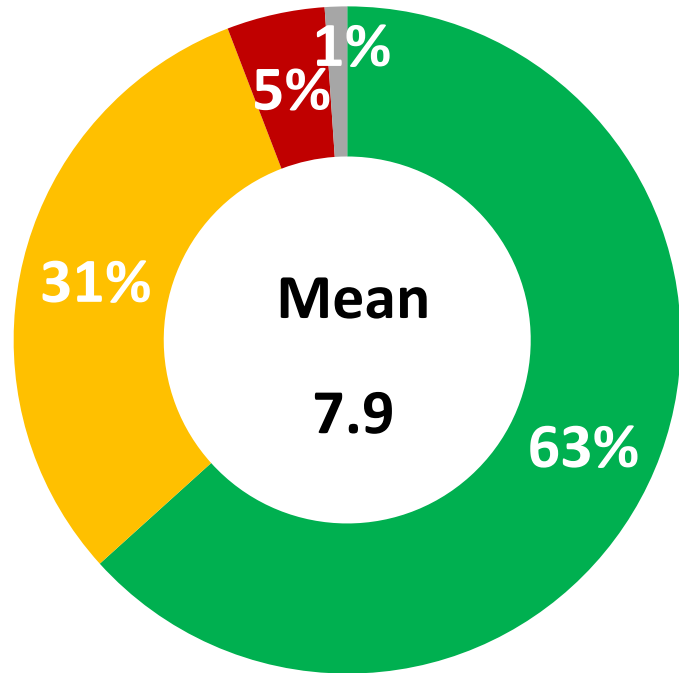
Year	Prime Minister	Mean Score
2012	Harper	7.1
2015	Harper	7.5
2016	Trudeau	6.7
2017	Trudeau	6.8
2019	Trudeau	7.1
2020	Trudeau	7.1
2021	Trudeau	7.2

# Importance of border protection

Q

For each of the challenges, please rate their importance to you on a scale of 1 to 10, where 1 is not at all important and 10 is very important in terms of Canada's future. [RANDOMIZE]

## Protecting our borders



■ Important (8-10) ■ Average (4-7) ■ Not important (1-3) ■ Unsure

\*Weighted to the true population proportion.  
\*Charts may not add up to 100 due to rounding.

Year	Prime Minister	Mean Score
2012	Harper	7.4
2013	Harper	7.8
2015	Harper	7.1
2016	Trudeau	7.2
2017	Trudeau	7.9
2019	Trudeau	7.6
2020	Trudeau	8.1
2021	Trudeau	7.9

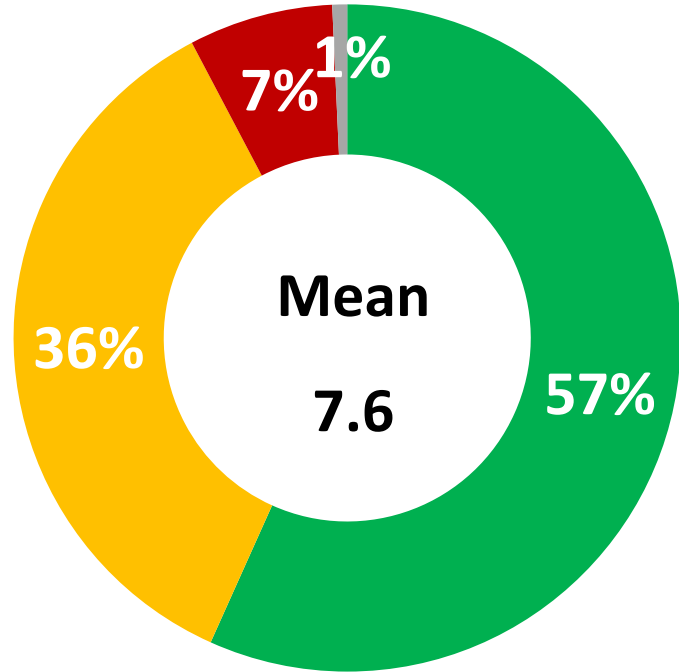


# Importance of fighting terrorism

Q

For each of the challenges, please rate their importance to you on a scale of 1 to 10, where 1 is not at all important and 10 is very important in terms of Canada's future. [RANDOMIZE]

## Fighting terrorism



■ Important (8-10) ■ Average (4-7) ■ Not important (1-3) ■ Unsure

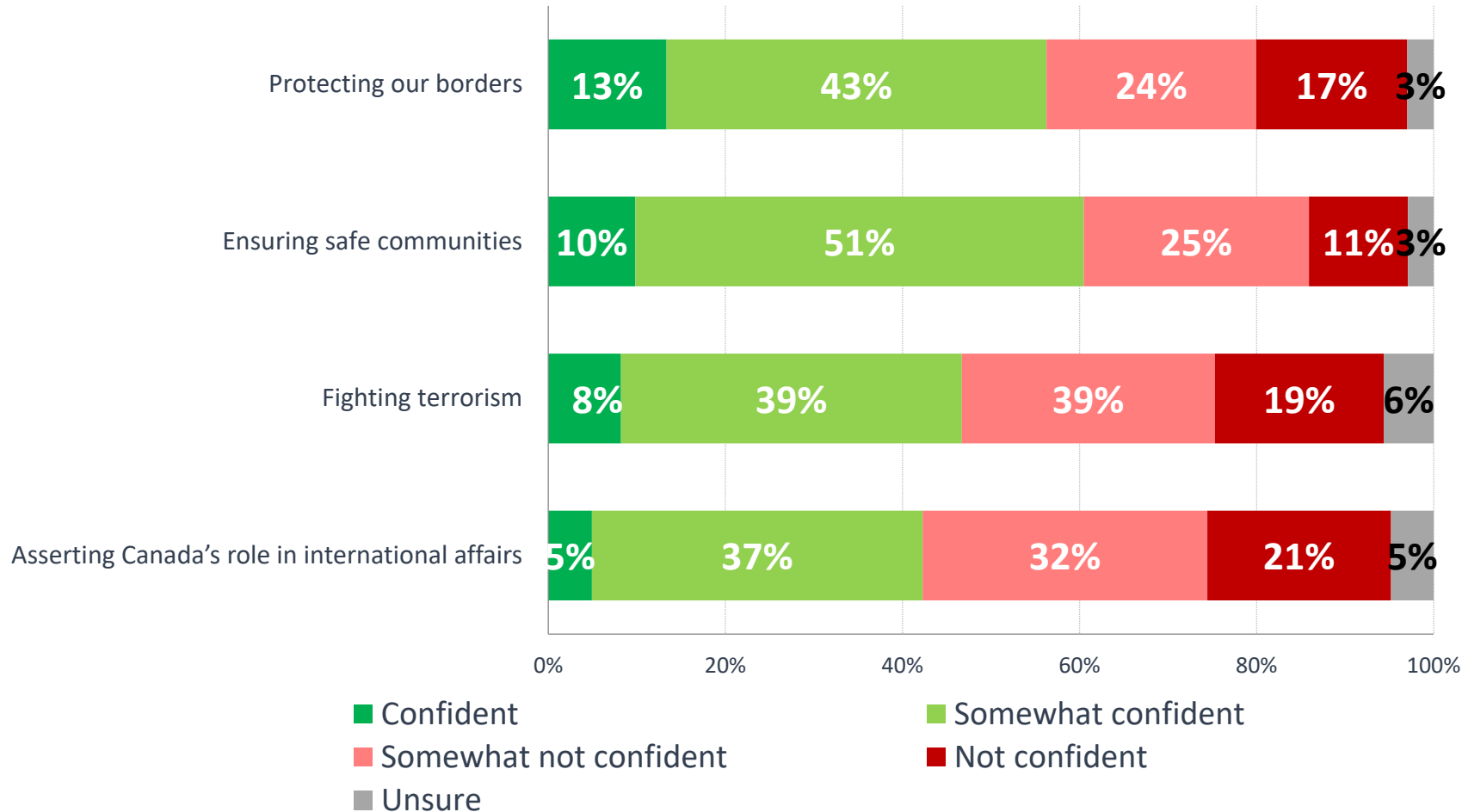
Year	Prime Minister	Mean Score
2015	Harper	6.4
2016	Trudeau	7.1
2017	Trudeau	7.4
2019	Trudeau	7.6
2020	Trudeau	7.3
2021	Trudeau	7.6

\*Weighted to the true population proportion.  
\*Charts may not add up to 100 due to rounding.

# Confidence in nation's ability to find solutions



For each of the challenges, are you confident, somewhat confident, somewhat not confident or not confident in our ability as a nation to find solutions? [RANDOMIZE]



Net Score				
2016	2017	2019	2020	2021
+27.5	+23.7	+20.0	+26.9	+15.5
+32.9	+40.7	+30.2	+29.3	+23.8
+26.1	+19.0	+22.8	+20.8	-1.0
+26.1	+19.6	+5.6	+5.5	-10.7

Source: Nanos Research, RDD dual frame hybrid telephone and online random survey, September 30<sup>th</sup> to October 3<sup>rd</sup>, 2021, n=1017, accurate 3.1 percentage points plus or minus, 19 times out of 20.

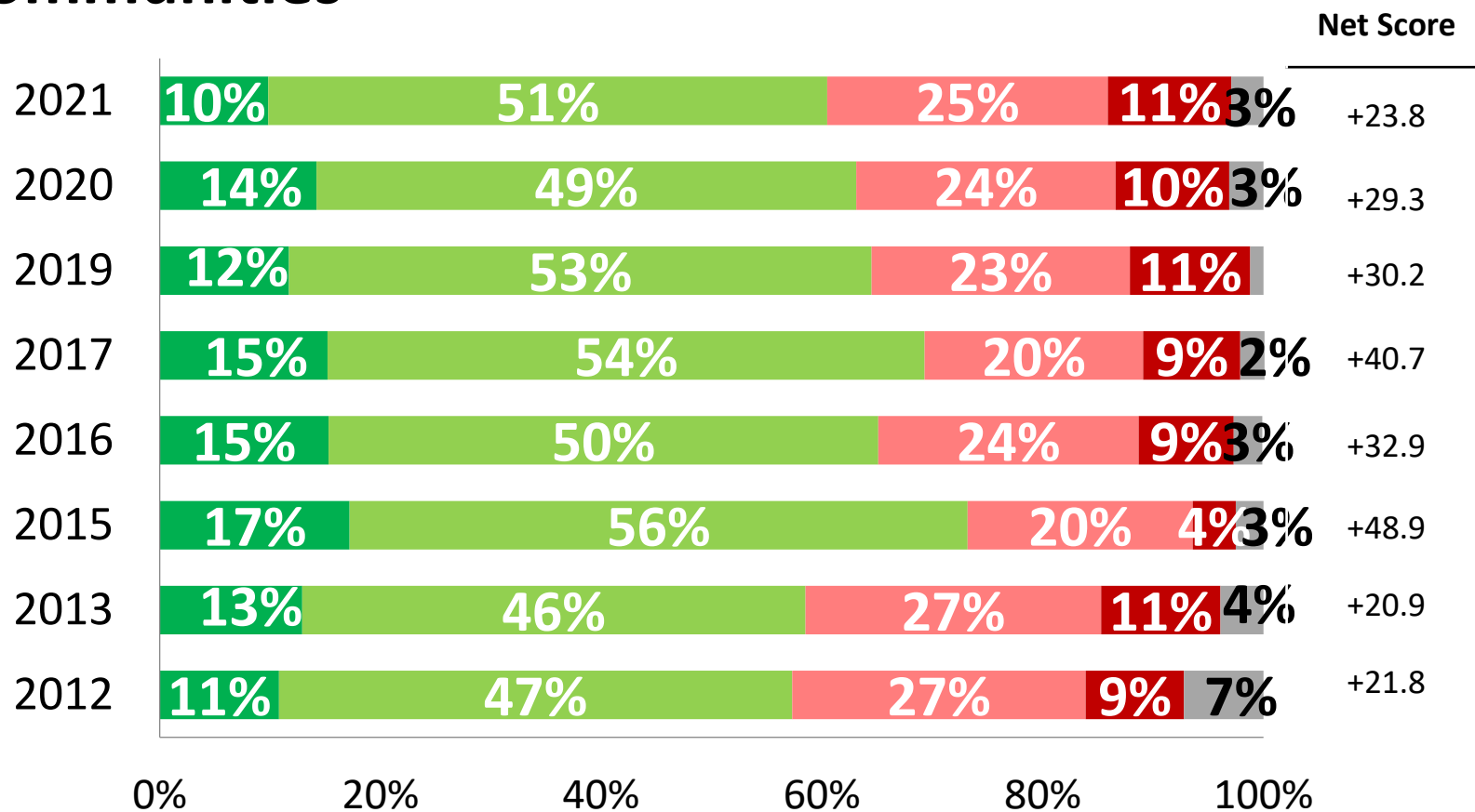


# Confidence in ensuring safe communities

Q

For each of the challenges, are you confident, somewhat confident, somewhat not confident or not confident in our ability as a nation to find solutions? [RANDOMIZE]

Ensuring safe communities



“ There has been a marginal decrease in the proportion of Canadians who are confident in our ability as a nation to find solutions for ensuring safe communities (10% in 2021; 14% in 2020). ”

■ Confident ■ Somewhat Confident ■ Somewhat not confident ■ Not confident ■ Unsure

\*Weighted to the true population proportion.

\*Charts may not add up to 100 due to rounding.

\*The net score is the difference between all positive and negative numbers in a question.

Source: Nanos Research, RDD dual frame hybrid telephone and online random survey, September 30<sup>th</sup> to October 3<sup>rd</sup>, 2021, n=1017, accurate 3.1 percentage points plus or minus, 19 times out of 20.

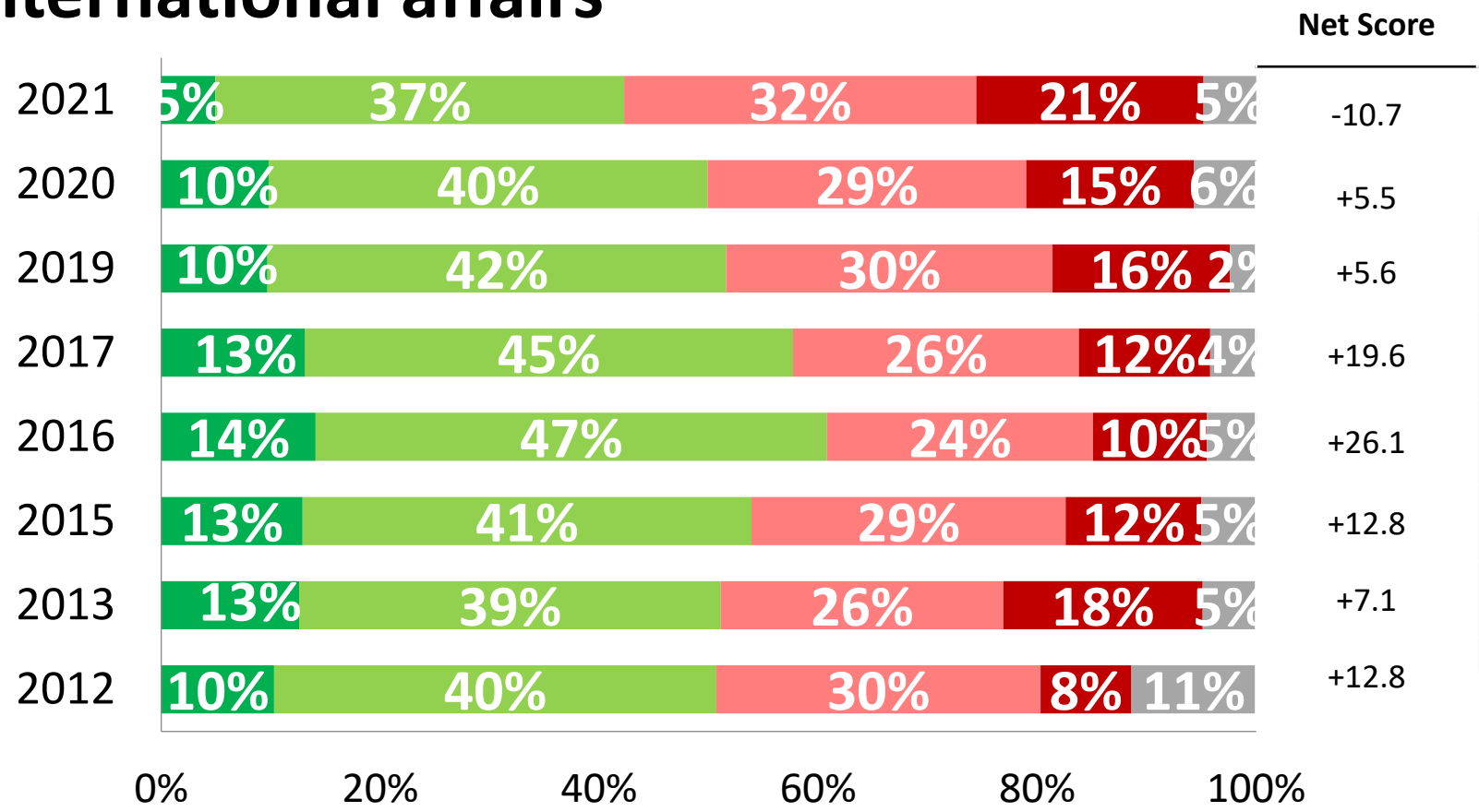


# Confidence in Canada's role in international affairs



For each of the challenges, are you confident, somewhat confident, somewhat not confident or not confident in our ability as a nation to find solutions? [RANDOMIZE]

Asserting Canada's role in international affairs



“ Canadians are marginally less likely to be confident (5%) in our ability as a nation to find solutions for asserting Canada's role in international affairs than they were in 2020 (10%). ”

■ Confident ■ Somewhat Confident ■ Somewhat not confident ■ Not confident ■ Unsure

\*Weighted to the true population proportion.  
 \*Charts may not add up to 100 due to rounding.  
 \*The net score is the difference between all positive and negative numbers in a question.

Source: Nanos Research, RDD dual frame hybrid telephone and online random survey, September 30<sup>th</sup> to October 3<sup>rd</sup>, 2021, n=1017, accurate 3.1 percentage points plus or minus, 19 times out of 20.

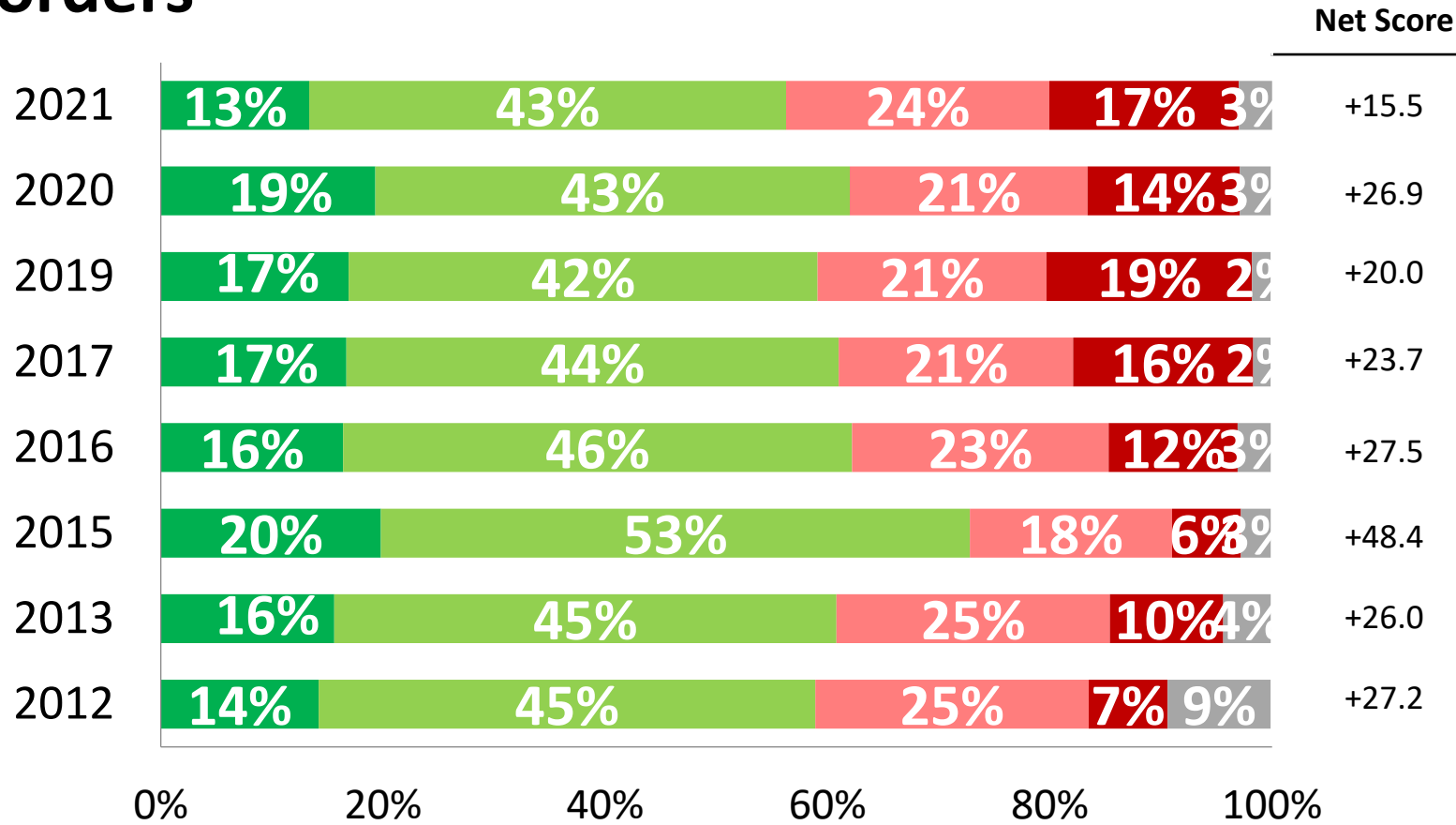


# Confidence in protecting our borders



For each of the challenges, are you confident, somewhat confident, somewhat not confident or not confident in our ability as a nation to find solutions? [RANDOMIZE]

## Protecting our borders



“About one in two Canadians are confident (13%) or somewhat confident (43%) in our ability as a nation to find solutions for protecting our borders, a marginal decrease from the previous wave in 2020 (19% confident; 43% somewhat confident).”

■ Confident ■ Somewhat Confident ■ Somewhat not confident ■ Not confident ■ Unsure

\*Weighted to the true population proportion.

\*Charts may not add up to 100 due to rounding.

\*The net score is the difference between all positive and negative numbers in a question.

Source: Nanos Research, RDD dual frame hybrid telephone and online random survey, September 30<sup>th</sup> to October 3<sup>rd</sup>, 2021, n=1017, accurate 3.1 percentage points plus or minus, 19 times out of 20.

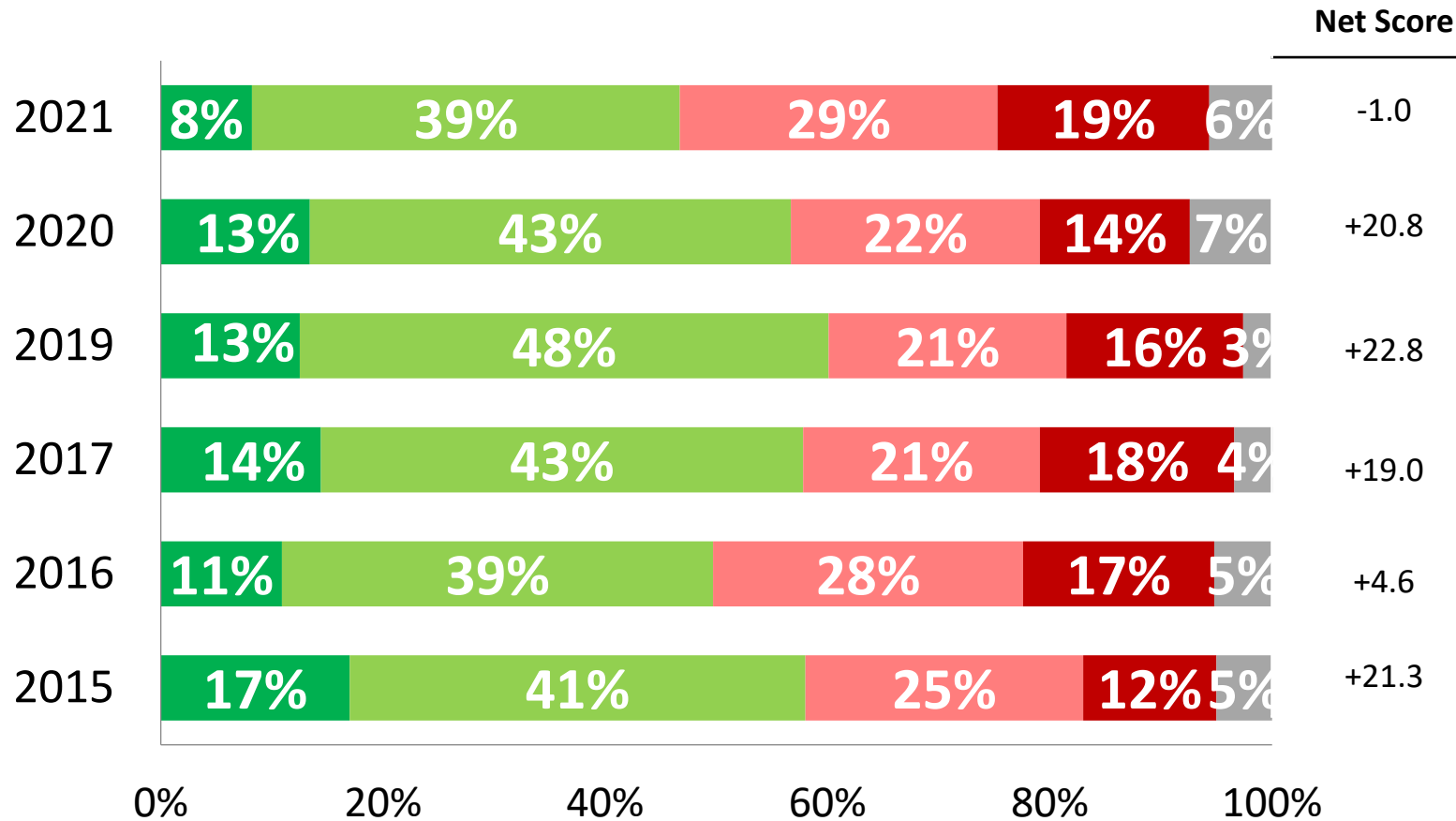


# Confidence in fighting terrorism



For each of the challenges, are you confident, somewhat confident, somewhat not confident or not confident in our ability as a nation to find solutions? [RANDOMIZE]

## Fighting terrorism



“ Almost one in two Canadians are confident (8%) or somewhat confident (39%) in our ability as a nation to find solutions for fighting terrorism, a noticeable decrease from 2020 (13% confident; 39% somewhat confident). ”

■ Confident ■ Somewhat Confident ■ Somewhat not confident ■ Not confident ■ Unsure

\*Weighted to the true population proportion.

\*Charts may not add up to 100 due to rounding.

\*The net score is the difference between all positive and negative numbers in a question.

Source: Nanos Research, RDD dual frame hybrid telephone and online random survey, September 30<sup>th</sup> to October 3<sup>rd</sup>, 2021, n=1017, accurate 3.1 percentage points plus or minus, 19 times out of 20.



Nanos conducted an RDD dual frame (land- and cell-lines) hybrid telephone and online random survey of 1,017 Canadians, 18 years of age or older, between September 30<sup>th</sup> and October 3<sup>rd</sup>, 2021 as part of an omnibus survey. Participants were randomly recruited by telephone using live agents and administered a survey online. The results were statistically checked and weighted by age and gender using the latest Census information and the sample is geographically stratified to be representative of Canada.

Individuals were randomly called using random digit dialling with a maximum of five call backs.

The margin of error for a random survey of 1,017 Canadians is  $\pm 3.1$  percentage points, 19 times out of 20.

The research was commissioned and conducted by Nanos Research.

Note: Charts may not add up to 100 due to rounding.

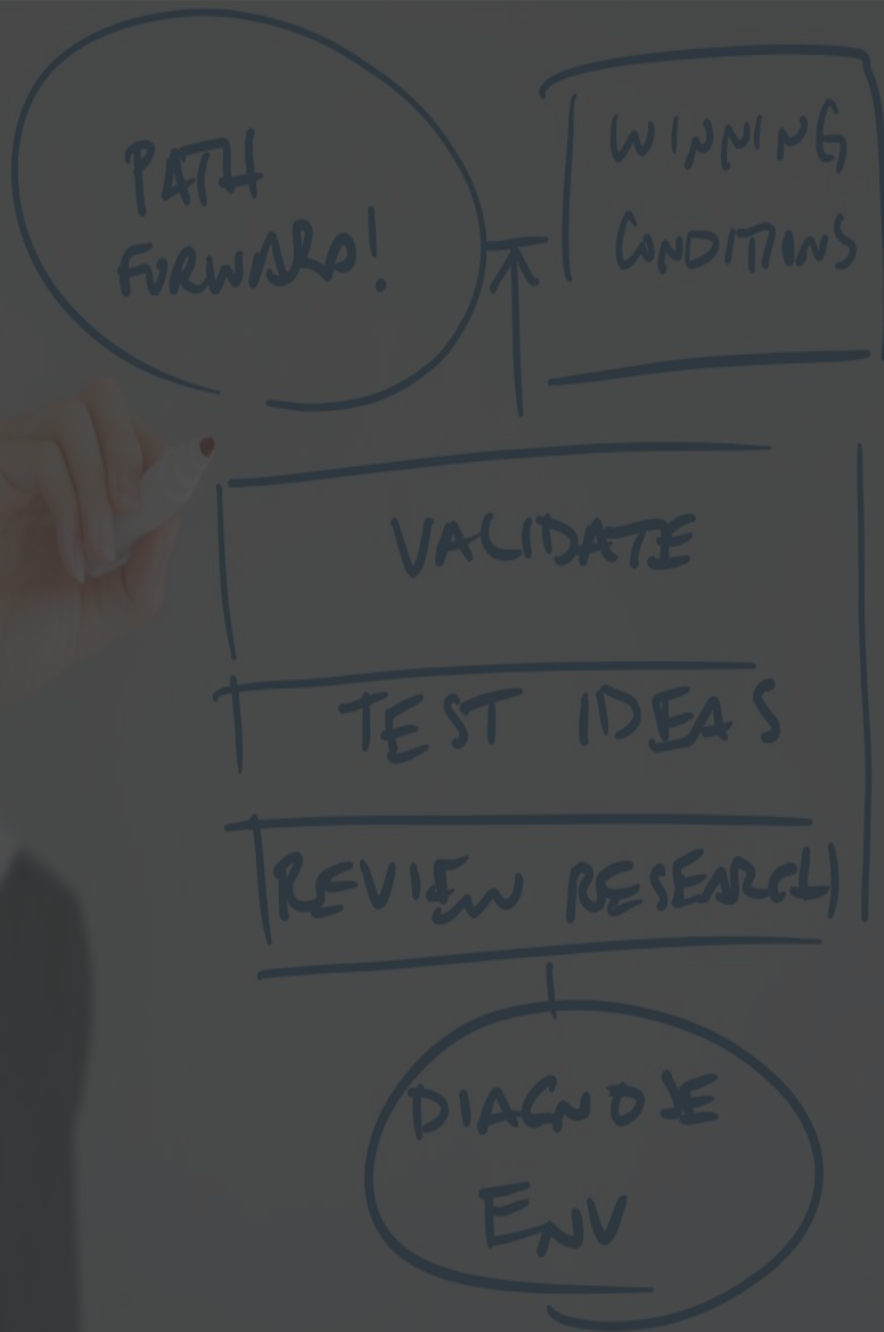


2020 - Nanos conducted an RDD dual frame (land- and cell-lines) hybrid telephone and online random survey of 1,003 Canadians between September 30<sup>th</sup> and October 4<sup>th</sup>, 2020 as part of an omnibus survey. Participants were randomly recruited by telephone using live agents and administered a survey online. The sample included both land- and cell-lines across Canada. The results were statistically checked and weighted by age and gender using the latest Census information and the sample is geographically stratified to be representative of Canada.

Individuals randomly called using random digit dialling with a maximum of five call backs. The margin of error for a random survey of 1,003 Canadians is  $\pm 3.1$  percentage points, 19 times out of 20.

2019 - Nanos conducted an RDD dual frame (land- and cell-lines) hybrid telephone and online random survey of 1,000 Canadians between February 2<sup>nd</sup> and 5<sup>th</sup>, 2019, as part of an omnibus survey. Participants were randomly recruited by telephone using live agents and administered a survey online. The sample included both land- and cell-lines across Canada. The results were statistically checked and weighted by age and gender using the latest Census information and the sample is geographically stratified to be representative of Canada. The margin of error for a random survey of 1,000 Canadians is  $\pm 3.1$  percentage points, 19 times out of 20.

2017 - Nanos conducted an RDD dual frame (land- and cell-lines) hybrid telephone and online random survey of 1,000 Canadians between July 23<sup>rd</sup> to 26<sup>th</sup>, 2017, as part of an omnibus survey. Participants were randomly recruited by telephone using live agents and administered a survey online. The sample included both land- and cell-lines across Canada. The results were statistically checked and weighted by age and gender using the latest Census information and the sample is geographically stratified to be representative of Canada. The margin of error for a random survey of 1,000 Canadians is  $\pm 3.1$  percentage points, 19 times out of 20.



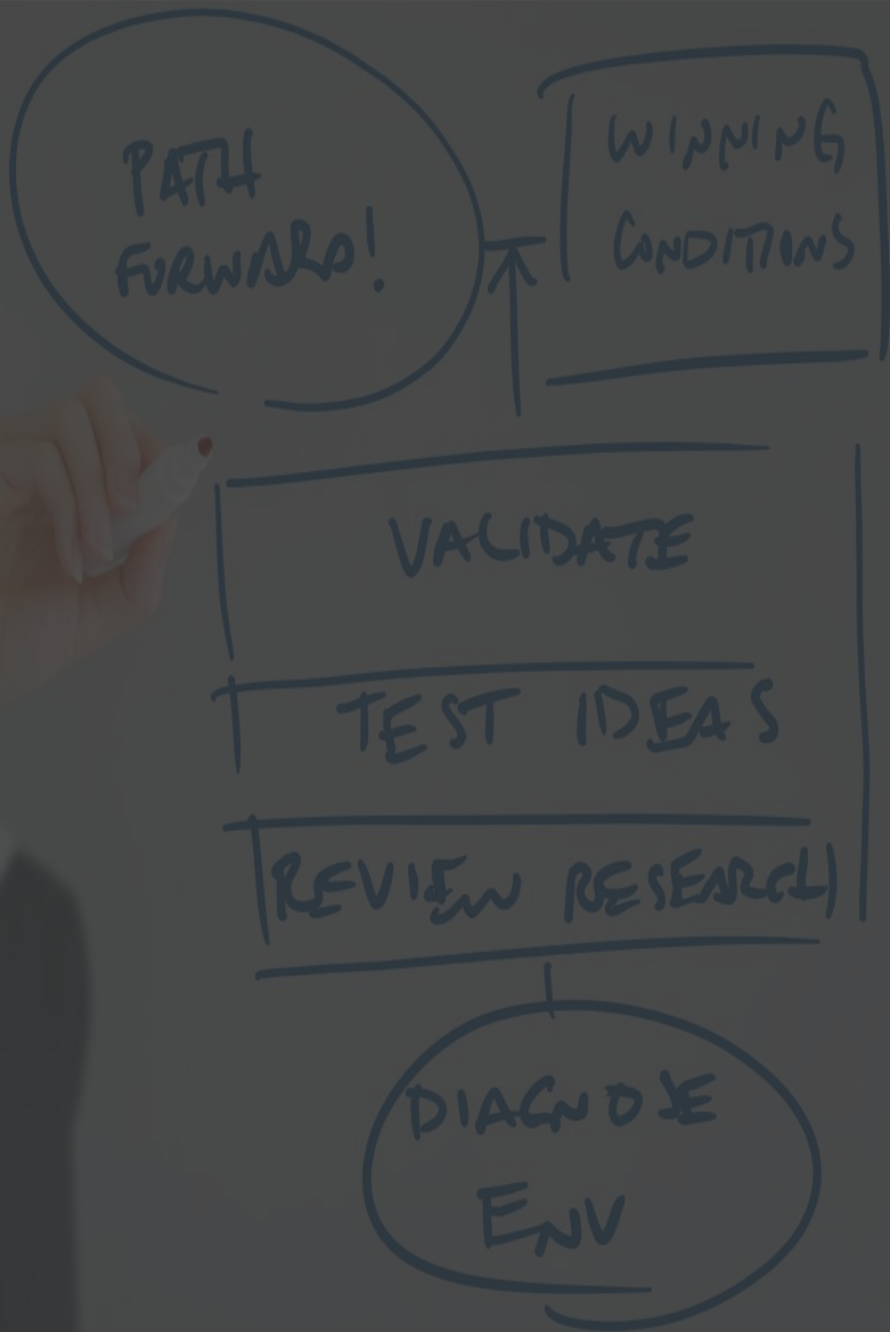


2016 - A national RDD dual frame (land- and cell-lines) random telephone survey of 1,000 Canadians conducted between July 28<sup>th</sup> and August 1<sup>st</sup>, 2016, as part of an omnibus survey. The margin of error for a survey of 1,000 Canadians is  $\pm 3.1$  percentage points, 19 times out of 20.

2015 - A national RDD dual frame (land- and cell-lines) random telephone survey of 1,000 Canadians conducted between May 24<sup>th</sup> and May 28<sup>th</sup>, 2015 as part of an omnibus survey. The margin of error for a survey of 1,000 Canadians is  $\pm 3.1$  percentage points, 19 times out of 20.

2013 - A national RDD dual frame (land- and cell- lines) random telephone survey of 1,013 Canadians conducted between April 6<sup>th</sup> and 9<sup>th</sup>, 2013 as part of an omnibus survey. The margin of error for a survey of 1,013 Canadians is  $\pm 3.1$  percentage points, 19 times out of 20

2012 - A representative online random survey of 1,000 Canadians, conducted from July 5<sup>th</sup> to 9<sup>th</sup>, 2012, accurate 3.1 percentage points plus or minus, 19 times out of 20;



Element	Description	Element	Description
Research sponsor	Nanos	Weighting of Data	The results were weighted by age and gender using the latest Census information (2016) and the sample is geographically stratified to ensure a distribution across all regions of Canada. See tables for full weighting disclosure
Population and Final Sample Size	1017 Randomly selected individuals.	Screening	Screening ensured potential respondents did not work in the market research industry, in the advertising industry, in the media or a political party prior to administering the survey to ensure the integrity of the data.
Source of Sample	Nanos Panel	Excluded Demographics	Individuals younger than 18 years old; individuals without land or cell lines, and individuals without internet access could not participate.
Type of Sample	Probability	Stratification	By age and gender using the latest Census information (2016) and the sample is geographically stratified to be representative of Canada. Smaller areas such as Atlantic Canada were marginally oversampled to allow for a minimum regional sample.
Margin of Error	±3.1 percentage points, 19 times out of 20.	Estimated Response Rate	Fifteen percent, consistent with industry norms.
Mode of Survey	RDD dual frame (land- and cell-lines) hybrid telephone and online omnibus survey	Question Order	This is one report of three which contains the questions asked on public policy questions. Reports two and three contains questions on social policy and economic policy.
Sampling Method Base	The sample included both land- and cell-lines RDD (Random Digit Dialed) across Canada.	Question Content	Topics on the omnibus ahead of the survey content included: views on political issues, views on economic issues, China-Canada relations, COVID-19 vaccines, personal finances, and vaping.
Demographics (Captured)	Atlantic Canada, Quebec, Ontario, Prairies, British Columbia; Men and Women; 18 years and older. Six digit postal code was used to validate geography.	Question Wording	The questions in the preceding report are written exactly as they were asked to individuals.
Fieldwork/Validation	Individuals were recruited using live interviews with live supervision to validate work, the research questions were administered online	Research/Data Collection Supplier	Nanos Research
Number of Calls	Maximum of five call backs to those recruited.	Contact	Contact Nanos Research for more information or with any concerns or questions. <a href="http://www.nanos.co">http://www.nanos.co</a> Telephone:(613) 234-4666 ext. 237 Email: info@nanosresearch.com.
Time of Calls	Individuals recruited were called between 12-5:30 pm and 6:30-9:30pm local time for the respondent.		
Field Dates	September 30th to October 3rd, 2021.		
Language of Survey	The survey was conducted in both English and French.		
Standards	Nanos Research is a member of the Canadian Research Insights Council (CRIC) and confirms that this research fully complies with all CRIC Standards including the CRIC Public Opinion Research Standards and Disclosure Requirements. <a href="https://canadianresearchinsightscouncil.ca/standards/">https://canadianresearchinsightscouncil.ca/standards/</a>		



nanos dimap analytika



NANOS RUTHERFORD MCKAY & Co.

As one of North America's premier market and public opinion research firms, we put strategic intelligence into the hands of decision makers. The majority of our work is for private sector and public facing organizations and ranges from market studies, managing reputation through to leveraging data intelligence. Nanos Research offers a vertically integrated full service quantitative and qualitative research practice to attain the highest standards and the greatest control over the research process. [www.nanos.co](http://www.nanos.co)

This international joint venture between [dimap](#) and [Nanos](#) brings together top research and data experts from North American and Europe to deliver exceptional data intelligence to clients. The team offers data intelligence services ranging from demographic and sentiment microtargeting; consumer sentiment identification and decision conversion; and, data analytics and profiling for consumer persuasion. [www.nanosdimap.com](http://www.nanosdimap.com)

NRM is an affiliate of Nanos Research and Rutherford McKay Associates. Our service offerings are based on decades of professional experience and extensive research and include public acceptance and engagement, communications audits, and narrative development. [www.nrmpublicaffairs.com](http://www.nrmpublicaffairs.com)



# TABULATIONS



**2021-1988 – Public Policy – Security – STAT SHEET**

For each of the challenges, please rate their importance to you on a scale of 1 to 10, where 1 is not at all important and 10 is very important in terms of Canada's future [Randomize]

			Region					Gender		Age			
			Canada 2021-10	Atlantic	Quebec	Ontario	Prairies	British Columbia	Male	Female	18 to 34	35 to 54	55 plus
Question - Ensuring safe communities	Total	Unwgt N	1017	83	220	328	224	162	527	490	187	442	388
		Wgt N	1000	67	233	384	183	133	486	514	273	341	386
		Mean	8.6	8.7	8.6	8.6	8.7	8.5	8.4	8.8	8.1	8.6	8.9
		Median	9.0	10.0	9.0	9.0	9.0	9.0	9.0	10.0	8.0	9.0	10.0
	Not at all important (1)	%	0.4	0.9	0.9	0.2	0.0	0.5	0.5	0.4	0.2	0.7	0.4
	3	%	0.8	0.0	1.0	0.9	0.4	1.4	0.6	1.1	0.4	0.8	1.2
	4	%	1.3	4.9	1.8	1.1	0.2	1.0	2.2	0.5	3.0	1.1	0.3
	5	%	3.9	0.9	2.9	3.7	6.0	5.1	5.5	2.4	5.0	4.7	2.4
	6	%	5.5	5.9	5.6	5.2	5.4	6.3	6.1	5.1	9.2	4.9	3.6
	7	%	10.6	8.9	10.0	12.9	8.9	8.5	9.6	11.6	20.1	7.0	7.1
	8	%	17.1	6.0	19.1	18.4	17.6	14.9	21.4	13.1	18.7	20.0	13.5
	9	%	14.4	22.4	10.9	13.1	15.7	18.2	15.7	13.1	9.0	18.1	14.9
	Very important (10)	%	44.7	50.1	46.1	43.5	45.2	42.3	37.2	51.9	34.3	41.5	54.9
	Unsure	%	1.1	0.0	1.6	1.0	0.5	1.6	1.3	0.9	0.0	1.2	1.7

Nanos conducted an RDD dual frame (land- and cell- lines) hybrid telephone and online random survey of 1,017 Canadians, 18 years of age or older, between September 30<sup>th</sup> and October 3<sup>rd</sup>, 2021. The margin of error this survey is ±3.1 percentage points, 19 times out of 20.



**2021-1988 – Public Policy – Security – STAT SHEET**

For each of the challenges, please rate their importance to you on a scale of 1 to 10, where 1 is not at all important and 10 is very important in terms of Canada's future [Randomize]

			Region					Gender		Age			
			Canada 2021-10	Atlantic	Quebec	Ontario	Prairies	British Columbia	Male	Female	18 to 34	35 to 54	55 plus
Question - Asserting Canada's role in international affairs	Total	Unwgt N	1017	83	220	328	224	162	527	490	187	442	388
		Wgt N	1000	67	233	384	183	133	486	514	273	341	386
		Mean	7.2	6.9	7.8	7.1	7.0	7.0	6.9	7.5	6.7	7.1	7.8
		Median	7.0	7.0	8.0	7.0	7.0	8.0	7.0	8.0	7.0	7.0	8.0
	Not at all important (1)	%	1.5	1.9	1.5	1.0	2.4	1.4	1.7	1.3	2.4	1.2	1.2
	2	%	1.9	2.7	0.7	2.8	1.0	2.1	2.8	1.0	1.9	2.8	1.0
	3	%	2.9	2.1	1.0	2.8	4.2	5.0	3.6	2.2	3.6	3.6	1.8
	4	%	4.9	9.3	4.7	4.9	3.0	6.1	6.8	3.2	7.3	4.0	4.1
	5	%	9.4	13.1	4.6	10.9	13.3	6.5	9.2	9.7	10.8	10.7	7.3
	6	%	11.4	12.9	7.2	12.6	11.7	14.1	14.3	8.7	15.6	11.0	8.8
	7	%	17.6	14.3	17.5	19.6	16.9	14.5	16.0	19.0	22.7	18.4	13.2
	8	%	20.1	13.1	24.1	15.8	21.0	28.1	20.4	19.9	17.5	20.7	21.4
	9	%	9.4	9.5	11.2	8.5	9.2	8.9	8.9	9.8	5.7	10.1	11.4
	Very important (10)	%	19.9	20.3	26.6	20.3	15.3	12.8	15.7	23.8	11.3	15.8	29.4
	Unsure	%	1.0	0.9	0.8	0.9	2.1	0.5	0.6	1.4	1.3	1.5	0.4

Nanos conducted an RDD dual frame (land- and cell- lines) hybrid telephone and online random survey of 1,017 Canadians, 18 years of age or older, between September 30<sup>th</sup> and October 3<sup>rd</sup>, 2021. The margin of error this survey is ±3.1 percentage points, 19 times out of 20.



**2021-1988 – Public Policy – Security – STAT SHEET**

For each of the challenges, please rate their importance to you on a scale of 1 to 10, where 1 is not at all important and 10 is very important in terms of Canada's future [Randomize]

			Region					Gender		Age			
			Canada 2021-10	Atlantic	Quebec	Ontario	Prairies	British Columbia	Male	Female	18 to 34	35 to 54	55 plus
Question - Protecting our borders	Total	Unwgt N	1017	83	220	328	224	162	527	490	187	442	388
		Wgt N	1000	67	233	384	183	133	486	514	273	341	386
		Mean	7.9	7.9	8.3	7.9	7.9	7.6	7.9	8.0	6.9	8.0	8.6
		Median	8.0	9.0	9.0	8.0	8.0	8.0	8.0	9.0	7.0	8.0	9.0
	Not at all important (1)	%	1.7	1.9	1.9	1.3	1.1	3.2	2.0	1.4	4.5	0.9	0.4
	2	%	1.2	0.0	1.0	0.9	1.5	2.6	1.4	1.0	1.1	2.1	0.4
	3	%	1.9	0.9	1.1	1.2	1.8	5.5	1.5	2.2	4.4	1.2	0.6
	4	%	2.6	6.9	2.2	2.8	2.2	1.2	2.6	2.5	4.9	2.5	1.0
	5	%	8.5	2.9	4.7	12.5	9.2	5.6	8.9	8.1	11.5	7.7	7.2
	6	%	8.4	16.0	6.0	9.3	9.5	4.3	7.8	8.9	14.7	7.0	5.1
	7	%	11.4	11.5	9.3	10.6	12.2	16.3	11.5	11.3	13.8	12.3	8.9
	8	%	14.8	9.6	17.6	13.8	13.4	16.9	16.4	13.2	12.3	16.9	14.6
	9	%	10.8	11.4	11.9	9.5	11.6	11.5	11.7	10.0	8.2	12.4	11.3
	Very important (10)	%	37.7	38.8	43.3	37.2	36.6	30.2	35.2	40.1	22.6	36.4	49.5
	Unsure	%	1.1	0.0	0.8	1.0	0.9	2.6	1.0	1.2	2.2	0.5	0.9



## 2021-1988 – Public Policy – Security – STAT SHEET

For each of the challenges, please rate their importance to you on a scale of 1 to 10, where 1 is not at all important and 10 is very important in terms of Canada's future [Randomize]

			Region					Gender		Age				
			Canada 2021-10	Atlantic	Quebec	Ontario	Prairies	British Columbia	Male	Female	18 to 34	35 to 54	55 plus	
Question - Fighting terrorism	Total	Unwgt N	1017	83	220	328	224	162	527	490	187	442	388	
		Wgt N	1000	67	233	384	183	133	486	514	273	341	386	
		Mean	7.6	7.6	8.3	7.5	7.5	7.1	7.4	7.9	6.4	7.7	8.5	
		Median	8.0	8.0	9.0	8.0	8.0	7.0	8.0	8.0	7.0	8.0	9.0	
	Not at all important (1)	%	2.2	1.0	1.9	3.9	0.0	1.4	2.7	1.6	5.5	1.8	0.2	
		2	%	1.2	0.9	1.0	0.6	1.8	2.7	1.9	0.6	2.6	1.1	0.4
		3	%	3.6	3.8	0.0	4.3	5.9	4.5	4.7	2.5	6.9	3.9	1.0
		4	%	4.2	8.9	2.1	3.3	6.1	5.9	4.3	4.2	6.2	4.3	2.8
		5	%	7.8	3.8	7.8	7.7	8.1	10.2	8.1	7.6	13.0	7.1	4.9
		6	%	10.0	14.3	6.3	10.3	9.4	14.2	11.1	8.9	15.2	8.1	7.9
		7	%	13.5	12.6	10.9	14.9	14.8	12.6	12.9	14.1	18.4	14.0	9.5
		8	%	12.7	7.3	14.8	13.6	10.0	12.7	12.5	12.8	8.6	13.0	15.3
		9	%	9.3	16.2	10.6	8.0	9.9	6.4	8.8	9.7	6.6	11.3	9.3
		Very important (10)	%	34.8	31.2	44.6	33.3	32.4	26.8	31.9	37.4	16.1	34.2	48.5
Unsure	%	0.7	0.0	0.0	0.2	1.6	2.5	0.9	0.6	0.9	1.2	0.2		

For each of the challenges, are you confident, somewhat confident, somewhat not confident or not confident in our ability as a nation to find solutions? [Randomize]

			Region					Gender		Age			
			Canada 2021-10	Atlantic	Quebec	Ontario	Prairies	British Columbia	Male	Female	18 to 34	35 to 54	55 plus
Question - Ensuring safe communities	Total	Unwgt N	1017	83	220	328	224	162	527	490	187	442	388
		Wgt N	1000	67	233	384	183	133	486	514	273	341	386
	Not confident	%	11.2	9.9	7.9	10.7	16.1	12.2	11.5	10.9	11.2	12.8	9.7
	Somewhat not confident	%	25.4	17.2	25.9	28.6	22.7	23.4	25.9	25.0	23.8	25.1	26.9
	Somewhat confident	%	50.6	60.8	49.6	48.8	50.9	52.1	49.9	51.3	48.1	49.8	53.2
	Confident	%	9.8	11.2	11.4	10.3	6.5	9.6	10.9	8.8	13.9	9.9	6.8
	Unsure	%	2.9	0.9	5.1	1.6	3.8	2.7	1.8	4.0	3.0	2.3	3.4

Nanos conducted an RDD dual frame (land- and cell- lines) hybrid telephone and online random survey of 1,017 Canadians, 18 years of age or older, between September 30<sup>th</sup> and October 3<sup>rd</sup>, 2021. The margin of error this survey is ±3.1 percentage points, 19 times out of 20.





**2021-1988 – Public Policy – Security – STAT SHEET**

For each of the challenges, are you confident, somewhat confident, somewhat not confident or not confident in our ability as a nation to find solutions? [Randomize]

			Region					Gender		Age			
			Canada 2021-10	Atlantic	Quebec	Ontario	Prairies	British Columbia	Male	Female	18 to 34	35 to 54	55 plus
Question - Asserting Canada's role in international affairs	Total	Unwgt N	1017	83	220	328	224	162	527	490	187	442	388
		Wgt N	1000	67	233	384	183	133	486	514	273	341	386
	Not confident	%	20.7	15.9	10.2	22.6	28.7	25.5	26.2	15.6	20.9	23.2	18.4
	Somewhat not confident	%	32.2	24.3	35.3	32.3	31.0	31.8	34.1	30.3	26.9	30.1	37.7
	Somewhat confident	%	37.3	46.3	48.1	35.8	25.9	34.2	30.9	43.5	39.8	37.2	35.8
	Confident	%	4.9	5.6	3.3	4.3	8.2	4.8	5.0	4.9	4.0	5.0	5.6
	Unsure	%	4.8	7.9	3.2	5.0	6.3	3.7	3.8	5.8	8.4	4.5	2.6

For each of the challenges, are you confident, somewhat confident, somewhat not confident or not confident in our ability as a nation to find solutions? [Randomize]

			Region					Gender		Age			
			Canada 2021-10	Atlantic	Quebec	Ontario	Prairies	British Columbia	Male	Female	18 to 34	35 to 54	55 plus
Question - Protecting our borders	Total	Unwgt N	1017	83	220	328	224	162	527	490	187	442	388
		Wgt N	1000	67	233	384	183	133	486	514	273	341	386
	Not confident	%	17.1	17.7	8.8	18.8	24.5	16.1	21.3	13.1	18.2	17.5	15.8
	Somewhat not confident	%	23.7	14.9	29.4	21.7	27.2	18.9	22.7	24.6	19.1	22.8	27.7
	Somewhat confident	%	42.9	48.3	43.8	42.8	32.5	53.3	40.9	44.8	41.0	45.7	41.8
	Confident	%	13.4	13.4	15.3	14.0	12.3	9.5	13.6	13.1	17.4	11.2	12.4
	Unsure	%	3.0	5.7	2.7	2.7	3.6	2.3	1.5	4.4	4.3	2.8	2.3



**2021-1988 – Public Policy – Security – STAT SHEET**

For each of the challenges, are you confident, somewhat confident, somewhat not confident or not confident in our ability as a nation to find solutions? [Randomize]

			Region					Gender		Age			
			Canada 2021-10	Atlantic	Quebec	Ontario	Prairies	British Columbia	Male	Female	18 to 34	35 to 54	55 plus
Question - Fighting terrorism	Total	Unwgt N	1017	83	220	328	224	162	527	490	187	442	388
		Wgt N	1000	67	233	384	183	133	486	514	273	341	386
	Not confident	%	19.1	15.2	10.1	20.6	28.1	19.7	22.2	16.1	22.0	20.8	15.4
	Somewhat not confident	%	28.6	26.9	28.8	28.1	29.2	29.6	29.5	27.7	26.7	25.9	32.3
	Somewhat confident	%	38.5	37.8	46.7	38.9	30.6	34.4	36.0	40.9	36.9	40.8	37.6
	Confident	%	8.2	8.2	10.9	6.6	6.9	9.9	8.9	7.5	9.4	7.2	8.3
	Unsure	%	5.6	11.9	3.5	5.9	5.2	6.3	3.4	7.8	5.0	5.3	6.5

Nanos conducted an RDD dual frame (land- and cell- lines) hybrid telephone and online random survey of 1,017 Canadians, 18 years of age or older, between September 30<sup>th</sup> and October 3<sup>rd</sup>, 2021. The margin of error this survey is ±3.1 percentage points, 19 times out of 20.