

An increasing number of Canadians support banning Huawei from Canada's 5G network and delaying a possible Free Trade Agreement with China; strong majority of Canadians support or somewhat support developing policies to contain China's growing power.

Key Findings

1

BANNING HUAWEI FROM 5G NETWORK

More than three in four Canadians think Canada should ban Huawei from participating in the 5G telecommunications network in Canada (76%) rather than allow them (10%), a significant increase from 2019 (53%).

2

NEGOTIATING FREE TRADE AGREEMENT WITH CHINA

A majority of Canadians think Canada should delay a possible Free Trade Agreement with China (69%) rather than proceeding with negotiations (19%), an increase of 22 percentage points from 2019 (47%).

3

SUPPORT FOR POLICIES TO CONTAIN CHINA

Close to nine in ten Canadians support (56%) or somewhat support (31%) Canada joining with the United States, the United Kingdom and Australia to develop policies to contain China's growing power.

4

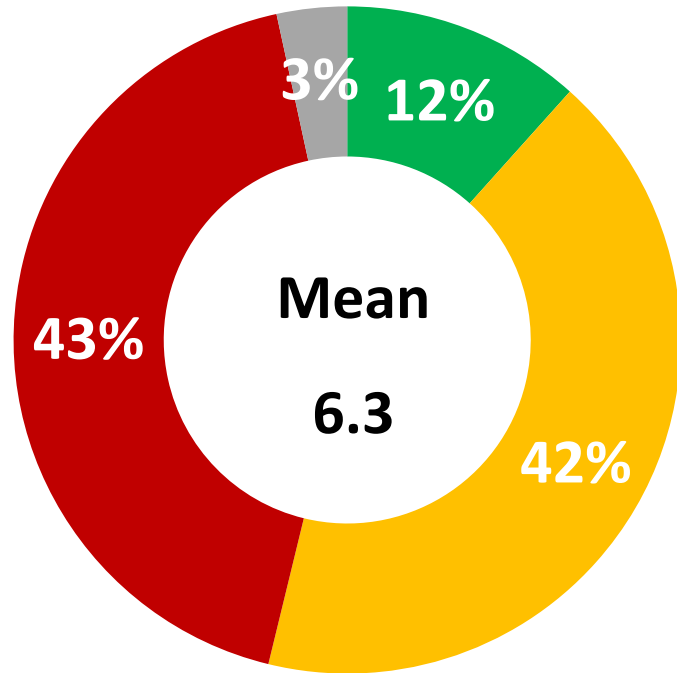
RELATIONS WITH CHINA

Canadians are over three times more likely to say relations between the Government of Canada and the Government of China should be unfriendly (43%)(score of 0-3) rather than friendly (12%)(score of 8-10) now that China has freed Michael Spavor and Michael Kovrig.

Friendliness between the Government of Canada and the Government of China

Q

On a scale of 0 to 10 where 0 means unfriendly relations and 10 means friendly relations, now that the Government of China has freed Canadians Michael Spavor and Michael Kovrig, how friendly should relations be between the Government of Canada and the Government of China?



- Friendly relations (7-10)
- Neutral (4-6)
- Unfriendly relations (0-3)
- Unsure

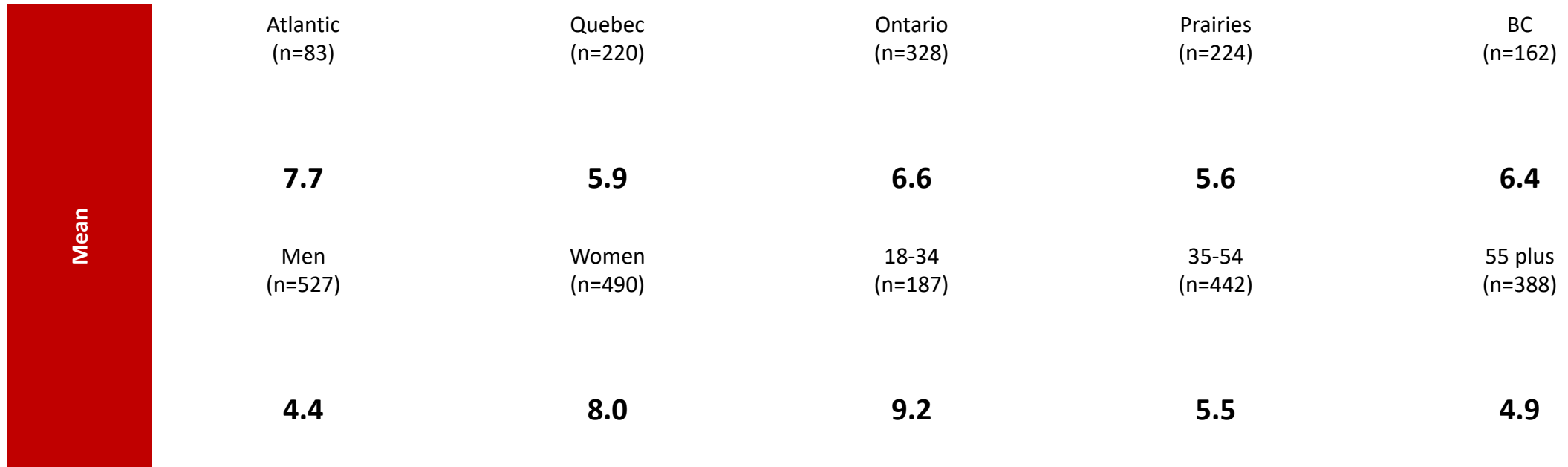
“
 Canadians are more than three times more likely to say relations between the Government of Canada and the Government of China should be unfriendly rather than friendly now that China has freed Michael Spavor and Michael Kovrig.
 ”

*Weighted to the true population proportion.
 *Charts may not add up to 100 due to rounding.

Friendliness between the Government of Canada and the Government of China by demographics

Q

On a scale of 0 to 10 where 0 means unfriendly relations and 10 means friendly relations, now that the Government of China has freed Canadians Michael Spavor and Michael Kovrig, how friendly should relations be between the Government of Canada and the Government of China?



*Weighted to the true population proportion.
*Charts may not add up to 100 due to rounding.

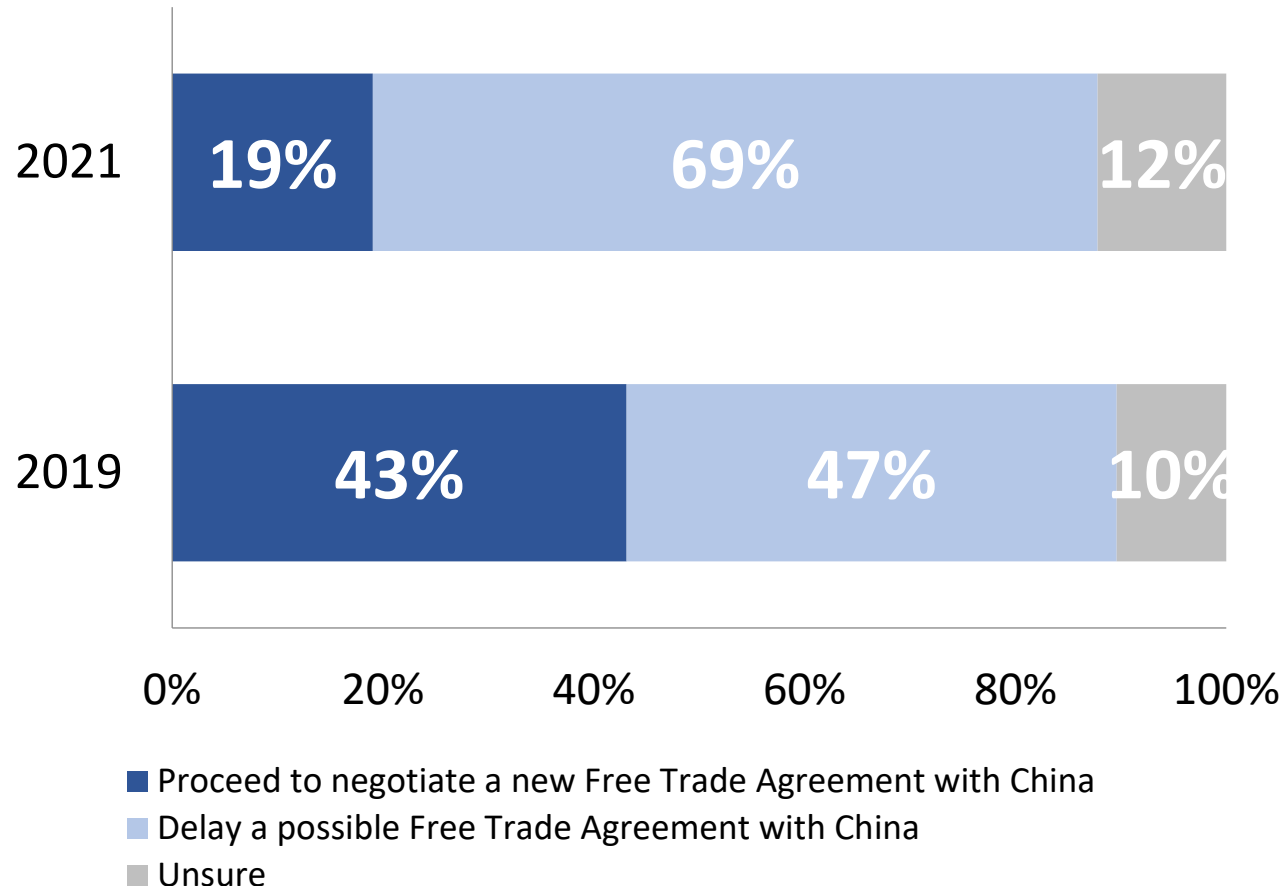
Source: Nanos Research, RDD dual frame hybrid telephone and online random survey, September 30th to October 3rd, 2021, n=1017, accurate 3.1 percentage points plus or minus, 19 times out of 20.



Opinion on Free Trade Agreement with China

Q

Some people think that because China is an important economy, Canada should proceed to negotiate a new Free Trade Agreement with China. Others think that because of controversies related the Chinese company known as Huawei that Canada should delay a possible Free Trade Agreement with China. Which of these two views, if either, best reflects your personal opinion?



“

The proportion of Canadians who think Canada should delay a possible Free Trade Agreement with China has increased by 22 percentage points since 2019, while the proportion of those who think Canada should proceed to negotiate a new agreement has dropped from 43 per cent to 19 per cent.

”

*Weighted to the true population proportion.

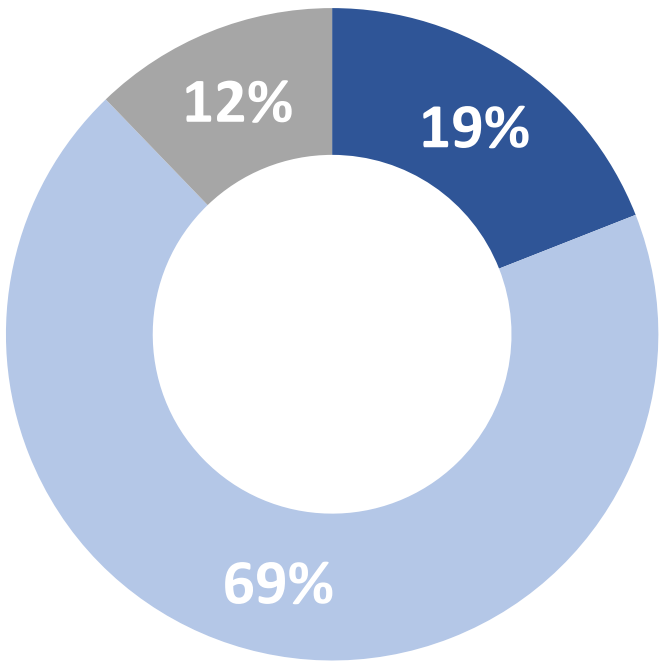
*Charts may not add up to 100 due to rounding.

Source: Nanos Research, RDD dual frame hybrid telephone and online random survey, September 30th to October 3rd, 2021, n=1017, accurate 3.1 percentage points plus or minus, 19 times out of 20.

THE GLOBE AND MAIL

NANOS

Opinion on Free Trade Agreement with China



- Proceed to negotiate a new Free Trade Agreement with China
- Delay a possible Free Trade Agreement with China
- Unsure

*Weighted to the true population proportion.
 *Charts may not add up to 100 due to rounding.

Source: Nanos Research, RDD dual frame hybrid telephone and online random survey, September 30th to October 3rd, 2021, n=1017, accurate 3.1 percentage points plus or minus, 19 times out of 20.

Q Some people think that because China is an important economy, Canada should proceed to negotiate a new Free Trade Agreement with China. Others think that because of controversies related the Chinese company known as Huawei that Canada should delay a possible Free Trade Agreement with China. Which of these two views, if either, best reflects your personal opinion?

“ A majority of Canadians favour Canada delaying a possible Free Trade Agreement with China rather than proceeding to negotiations. Residents of Ontario are more likely to say Canada should delay an agreement (74%) than residents of the Prairies (63%). ”

Opinion on Free Trade Agreement with China by demographics

Q Some people think that because China is an important economy, Canada should proceed to negotiate a new Free Trade Agreement with China. Others think that because of controversies related the Chinese company known as Huawei that Canada should delay a possible Free Trade Agreement with China. Which of these two views, if either, best reflects your personal opinion?

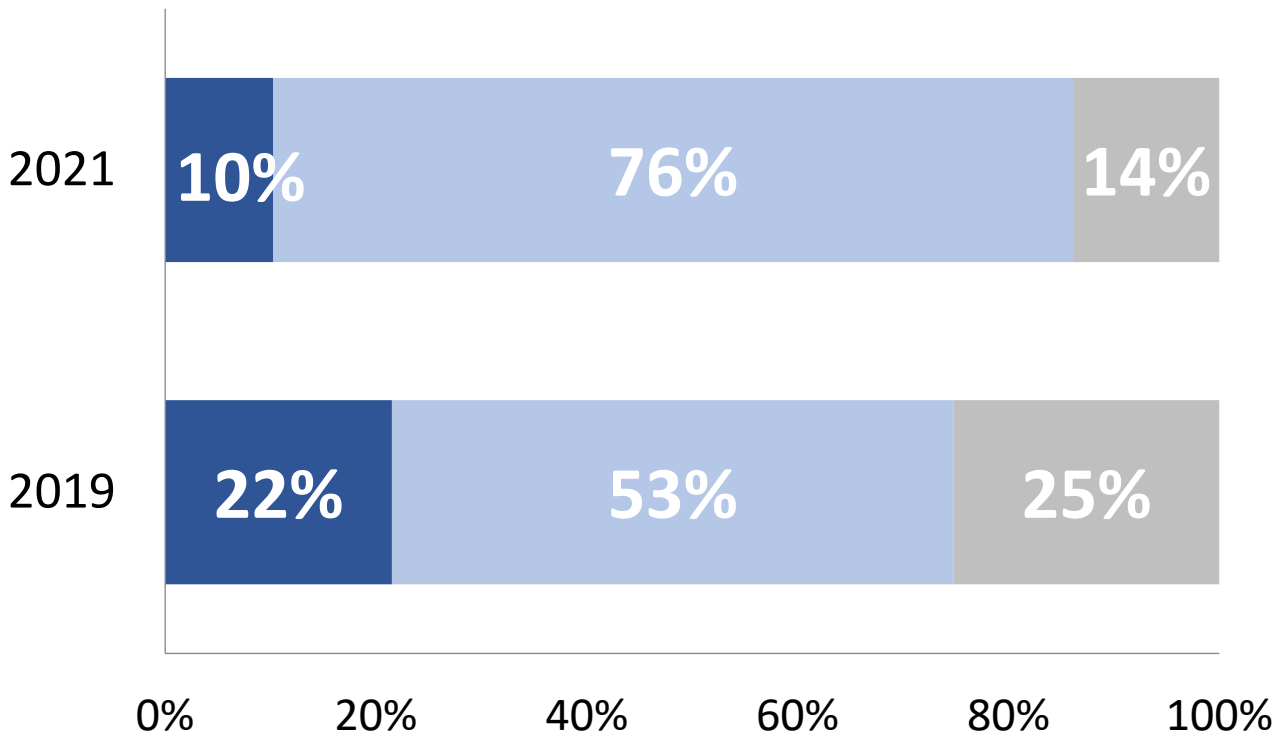


		Proceed to negotiate a new Free Trade Agreement with China				
Atlantic (n=83)		Quebec (n=220)	Ontario (n=328)	Prairies (n=224)	BC (n=162)	
19.5%		20.7%	16.3%	21.0%	21.1%	
Men (n=527)		Women (n=490)	18-34 (n=187)	35-54 (n=442)	55 plus (n=388)	
20.2%		17.9%	22.0%	17.3%	18.5%	
		Delay a possible Free Trade Agreement with China				
Atlantic (n=83)		Quebec (n=220)	Ontario (n=328)	Prairies (n=224)	BC (n=162)	
66.1%		66.5%	73.6%	63.0%	68.2%	
Men (n=527)		Women (n=490)	18-34 (n=187)	35-54 (n=442)	55 plus (n=388)	
71.7%		66.0%	62.7%	70.5%	71.5%	

*Weighted to the true population proportion.
 *Charts may not add up to 100 due to rounding.

Opinion on Huawei participating in 5G telecommunications network in Canada

Q Some people think that Canada should follow its own path and allow Chinese telecom firm Huawei to participate in the 5G telecommunications network in Canada other people think that we should ban, like the United States and Australia, the Chinese telecom firm Huawei from participating in the 5G telecommunications network in Canada. Which of these two views, if either, best reflects your personal opinion?



- Canada should allow Huawei to participate in the 5G telecommunications network in Canada
- Canada should ban Huawei from participating in the 5G telecommunications network in Canada
- Unsure

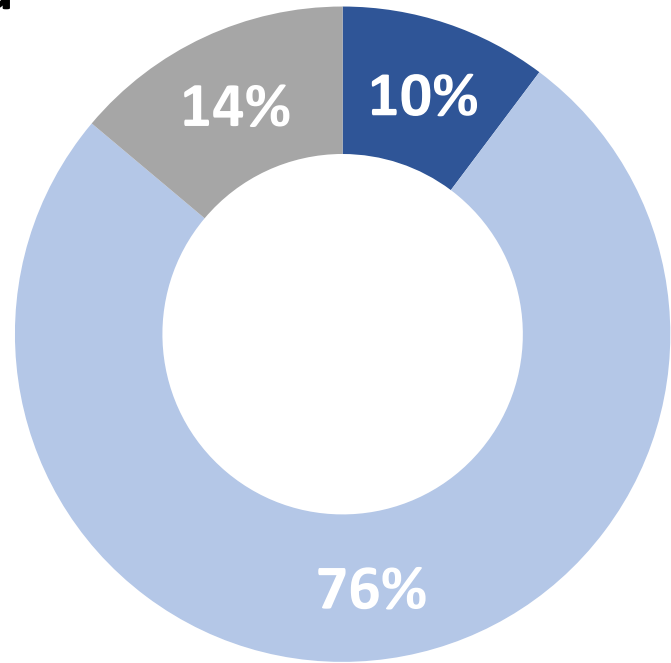
“ An increasing proportion of Canadians say Canada should ban Huawei from participating in the 5G telecommunications network in Canada, increasing 23 percentage points from 2019. ”

*Weighted to the true population proportion.
 *Charts may not add up to 100 due to rounding.

Source: Nanos Research, RDD dual frame hybrid telephone and online random survey, September 30th to October 3rd, 2021, n=1017, accurate 3.1 percentage points plus or minus, 19 times out of 20.



Opinion on Huawei participating in 5G telecommunications network in Canada



- Canada should allow Huawei to participate in the 5G telecommunications network in Canada
- Canada should ban Huawei from participating in the 5G telecommunications network in Canada
- Unsure

*Weighted to the true population proportion.
 *Charts may not add up to 100 due to rounding.

Source: Nanos Research, RDD dual frame hybrid telephone and online random survey, September 30th to October 3rd, 2021, n=1017, accurate 3.1 percentage points plus or minus, 19 times out of 20.

Q Some people think that Canada should follow its own path and allow Chinese telecom firm Huawei to participate in the 5G telecommunications network in Canada other people think that we should ban, like the United States and Australia, the Chinese telecom firm Huawei from participating in the 5G telecommunications network in Canada. Which of these two views, if either, best reflects your personal opinion?

“ More than three in four Canadians think Canada should ban Huawei from participating in Canada’s 5G telecommunications network (76%), following the lead of the US and Australia, while 10 per cent think Huawei should be allowed to participate. Men are more likely to say Canada should ban Huawei (81%) than women (71%). ”

Opinion on Huawei participating in 5G telecommunications network in Canada by demographics

Q

Some people think that because China is an important economy, Canada should proceed to negotiate a new Free Trade Agreement with China. Others think that because of controversies related the Chinese company known as Huawei that Canada should delay a possible Free Trade Agreement with China. Which of these two views, if either, best reflects your personal opinion?

Canada should allow Huawei to participate in the 5G telecommunications network in Canada

Atlantic (n=83)	Quebec (n=220)	Ontario (n=328)	Prairies (n=224)	BC (n=162)
13.0%	11.7%	8.8%	9.9%	10.9%
Men (n=527)	Women (n=490)	18-34 (n=187)	35-54 (n=442)	55 plus (n=388)
12.0%	8.6%	11.7%	9.8%	9.6%

Canada should ban Huawei from participating in the 5G telecommunications network in Canada

Atlantic (n=83)	Quebec (n=220)	Ontario (n=328)	Prairies (n=224)	BC (n=162)
71.5%	72.5%	79.5%	75.8%	73.4%
Men (n=527)	Women (n=490)	18-34 (n=187)	35-54 (n=442)	55 plus (n=388)
80.7%	71.3%	70.5%	78.6%	77.3%

*Weighted to the true population proportion.

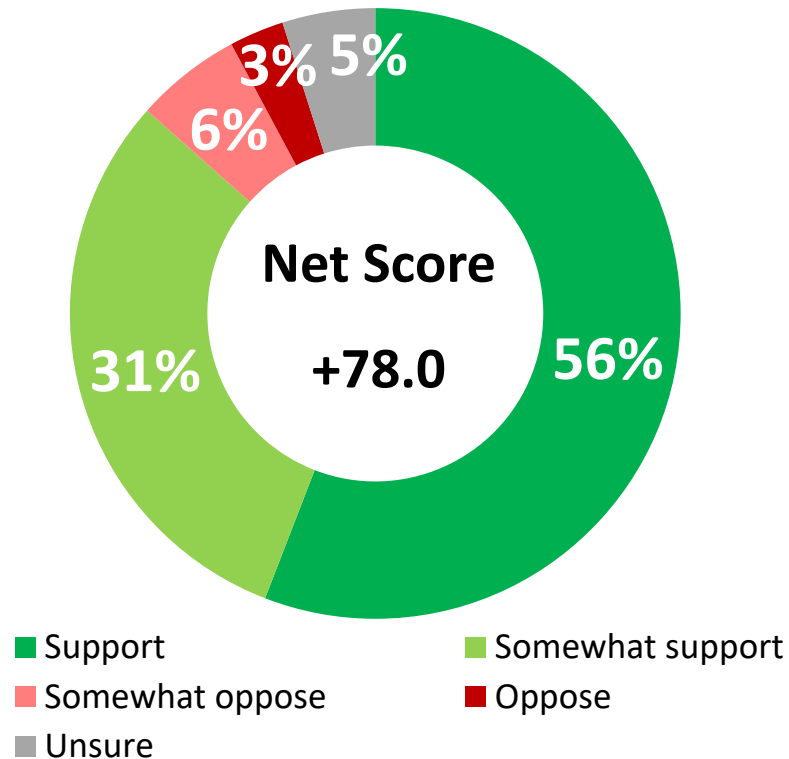
*Charts may not add up to 100 due to rounding.

Source: Nanos Research, RDD dual frame hybrid telephone and online random survey, September 30th to October 3rd, 2021, n=1017, accurate 3.1 percentage points plus or minus, 19 times out of 20.

THE GLOBE AND MAIL

NANOS

Support for Canada joining other countries to develop policies to contain China's growing power



*Weighted to the true population proportion.

*Charts may not add up to 100 due to rounding.

*The net score is the difference between all positive and negative numbers in a question.

Source: Nanos Research, RDD dual frame hybrid telephone and online random survey, September 30th to October 3rd, 2021, n=1017, accurate 3.1 percentage points plus or minus, 19 times out of 20.

Q

Do you support, somewhat support, somewhat oppose or oppose Canada joining with the United States, the United Kingdom and Australia to develop policies to contain China's growing power?

“

A strong majority of Canadians support or somewhat support joining with the United States, the United Kingdom and Australia to develop policies to contain China's growing power. Men are more likely to support this (61%) than women (51%) and older Canadians (55 plus) are more likely to support this (63%) than younger Canadians (18 to 34)(45%).

”

THE GLOBE AND MAIL

NANOS

Support for Canada joining other countries to develop policies to contain China's growing power by demographics by demographics

Q

Do you support, somewhat support, somewhat oppose or oppose Canada joining with the United States, the United Kingdom and Australia to develop policies to contain China's growing power?

Support/ Somewhat support

Atlantic (n=83)	Quebec (n=220)	Ontario (n=328)	Prairies (n=224)	BC (n=162)
85.4%	86.7%	85.9%	86.8%	88.4%
Men (n=527)	Women (n=490)	18-34 (n=187)	35-54 (n=442)	55 plus (n=388)
85.7%	87.3%	82.7%	85.9%	89.9%

Oppose/ Somewhat oppose

Atlantic (n=83)	Quebec (n=220)	Ontario (n=328)	Prairies (n=224)	BC (n=162)
7.7%	11.4%	7.6%	7.1%	8.2%
Men (n=527)	Women (n=490)	18-34 (n=187)	35-54 (n=442)	55 plus (n=388)
11.3%	5.9%	10.8%	8.4%	7.0%

*Weighted to the true population proportion.

*Charts may not add up to 100 due to rounding.

Source: Nanos Research, RDD dual frame hybrid telephone and online random survey, September 30th to October 3rd, 2021, n=1017, accurate 3.1 percentage points plus or minus, 19 times out of 20.

THE GLOBE AND MAIL

NANOS



Nanos conducted an RDD dual frame (land- and cell-lines) hybrid telephone and online random survey of 1,017 Canadians, 18 years of age or older, between September 30th to October 3rd, 2021 as part of an omnibus survey. Participants were randomly recruited by telephone using live agents and administered a survey online. The sample included both land- and cell-lines across Canada. The results were statistically checked and weighted by age and gender using the latest Census information and the sample is geographically stratified to be representative of Canada.

Individuals randomly called using random digit dialing with a maximum of five call backs.

The margin of error for this survey is ± 3.1 percentage points, 19 times out of 20.

This study was commissioned by the Globe and Mail and the research was conducted by Nanos Research.

Note: Charts may not add up to 100 due to rounding

Element	Description	Element	Description
Research sponsor	The Globe and Mail	Weighting of Data	The results were weighted by age and gender using the latest Census information (2016) and the sample is geographically stratified to ensure a distribution across all regions of Canada. See tables for full weighting disclosure
Population and Final Sample Size	1,017 Randomly selected individuals.	Screening	Screening ensured potential respondents did not work in the market research industry, in the advertising industry, in the media or a political party prior to administering the survey to ensure the integrity of the data.
Source of Sample	Nanos Hybrid Probability Panel	Excluded Demographics	Individuals younger than 18 years old; individuals without land or cell lines, and individuals without internet access could not participate.
Type of Sample	Probability	Stratification	By age and gender using the latest Census information (2016) and the sample is geographically stratified to be representative of Canada. Smaller areas such as Atlantic Canada were marginally oversampled to allow for a minimum regional sample.
Margin of Error	±3.1 percentage points, 19 times out of 20.	Estimated Response Rate	Fifteen percent, consistent with industry norms.
Mode of Survey	RDD dual frame (land- and cell-lines) hybrid telephone and online omnibus survey	Question Order	Question order in the preceding report reflects the order in which they appeared in the original questionnaire.
Sampling Method Base	The sample included both land- and cell-lines RDD (Random Digit Dialed) across Canada.	Question Content	Topics on the omnibus ahead of the survey content included: views on political issues, views on economic issues, and views on COVID-19 vaccination policies.
Demographics (Captured)	Atlantic Canada, Quebec, Ontario, Prairies, British Columbia; Men and Women; 18 years and older. Six digit postal code was used to validate geography.	Question Wording	The questions in the preceding report are written exactly as they were asked to individuals.
Fieldwork/Validation	Individuals were recruited using live interviews with live supervision to validate work, the research questions were administered online	Research/Data Collection Supplier	Nanos Research
Number of Calls	Maximum of five call backs to those recruited.	Contact	Contact Nanos Research for more information or with any concerns or questions. http://www.nanos.co Telephone:(613) 234-4666 ext. 237 Email: info@nanosresearch.com .
Time of Calls	Individuals recruited were called between 12-5:30 pm and 6:30-9:30pm local time for the respondent.		
Field Dates	September 30 th to October 3 rd , 2021.		
Language of Survey	The survey was conducted in both English and French.		
Standards	Nanos Research is a member of the Canadian Research Insights Council (CRIC) and confirms that this research fully complies with all CRIC Standards including the CRIC Public Opinion Research Standards and Disclosure Requirements. https://canadianresearchinsightscouncil.ca/standards/		



nanos dimap analytika



NANOS RUTHERFORD MCKAY & Co.

As one of North America's premier market and public opinion research firms, we put strategic intelligence into the hands of decision makers. The majority of our work is for private sector and public facing organizations and ranges from market studies, managing reputation through to leveraging data intelligence. Nanos Research offers a vertically integrated full service quantitative and qualitative research practice to attain the highest standards and the greatest control over the research process. www.nanos.co

This international joint venture between [dimap](http://www.dimap.com) and [Nanos](http://www.nanos.co) brings together top research and data experts from North American and Europe to deliver exceptional data intelligence to clients. The team offers data intelligence services ranging from demographic and sentiment microtargeting; consumer sentiment identification and decision conversion; and, data analytics and profiling for consumer persuasion. www.nanosdimap.com

NRM is an affiliate of Nanos Research and Rutherford McKay Associates. Our service offerings are based on decades of professional experience and extensive research and include public acceptance and engagement, communications audits, and narrative development. www.nrmpublicaffairs.com

ABOUT NANOS

A composite image with a dark, semi-transparent overlay. In the upper right, a silver pen is shown in a close-up, angled view. Below it, a bar chart with several vertical bars of varying heights is visible. In the lower left, a portion of a calculator is shown, with several keys including a plus sign and a multiplication sign clearly visible. The overall aesthetic is professional and business-oriented.

TABULATIONS

2021-1982 – Globe and Mail/Nanos Survey – China - STAT SHEET

			Region					Gender		Age			
			Canada 2021-09	Atlantic	Quebec	Ontario	Prairies	British Columbia	Male	Female	18 to 34	35 to 54	55 plus
Question – On a scale of 0 to 10 where 0 means unfriendly relations and 10 means friendly relations, now that the Government of China has freed Canadians Michael Spavor and Michael Kovrig, how friendly should relations be between the Government of Canada and the Government of China?	Total	Unwgt N	1017	83	220	328	224	162	527	490	187	442	388
		Wgt N	1000	67	233	384	183	133	486	514	273	341	386
		Mean	6.3	7.7	5.9	6.6	5.6	6.4	4.4	8.0	9.2	5.5	4.9
		Median	4.0	4.0	5.0	4.0	4.0	4.0	3.0	5.0	5.0	4.0	4.0
	Unfriendly relations (0)	%	13.3	11.6	12.0	13.2	15.6	13.8	16.9	10.0	13.4	14.4	12.4
	1	%	6.0	9.0	3.3	5.9	9.0	5.8	7.1	5.1	5.5	6.0	6.5
	2	%	9.7	7.2	5.9	11.4	10.2	12.1	10.8	8.7	10.7	9.8	8.9
	3	%	13.7	14.1	11.9	15.2	12.7	13.9	15.5	12.0	8.8	17.4	13.8
	4	%	10.5	9.3	10.0	11.1	9.9	10.9	10.3	10.6	9.8	10.6	10.9
	5	%	23.7	33.8	27.1	22.5	20.9	20.1	21.0	26.2	21.3	21.9	27.0
	6	%	8.0	5.1	10.3	6.8	9.2	6.9	7.1	8.8	9.9	6.8	7.6
	7	%	5.9	2.3	7.0	5.7	6.0	6.7	5.3	6.5	8.2	4.9	5.3
	8	%	2.8	0.0	4.9	1.3	2.3	5.2	1.6	3.8	3.5	2.0	2.9
	9	%	0.4	1.0	1.0	0.0	0.2	0.5	0.5	0.3	0.0	0.7	0.4
Friendly relations (10)	%	2.5	0.9	4.5	2.9	1.2	0.5	2.5	2.5	1.8	2.8	2.8	
Unsure	%	3.4	5.6	2.0	4.0	2.9	3.7	1.3	5.4	7.2	2.6	1.5	

			Region					Gender		Age			
			Canada 2021-09	Atlantic	Quebec	Ontario	Prairies	British Columbia	Male	Female	18 to 34	35 to 54	55 plus
Question –Some people think that because China is an important economy, Canada should proceed to negotiate a new Free Trade Agreement with China. Others think that because of controversies related the Chinese company known as Huawei that Canada should delay a possible Free Trade Agreement with China. Which of these two views, if either, best reflects your personal opinion?	Total	Unwgt N	1017	83	220	328	224	162	527	490	187	442	388
		Wgt N	1000	67	233	384	183	133	486	514	273	341	386
	Proceed to negotiate a new Free Trade Agreement with China	%	19.0	19.5	20.7	16.3	21.0	21.1	20.2	17.9	22.0	17.3	18.5
	Delay a possible Free Trade Agreement with China	%	68.8	66.1	66.5	73.6	63.0	68.2	71.7	66.0	62.7	70.5	71.5
	Unsure	%	12.2	14.5	12.9	10.1	16.0	10.7	8.1	16.1	15.4	12.2	10.0

2021-1982 – Globe and Mail/Nanos Survey – China - STAT SHEET

			Region					Gender		Age			
			Canada 2021-09	Atlantic	Quebec	Ontario	Prairies	British Columbia	Male	Female	18 to 34	35 to 54	55 plus
Question – Some people think that Canada should follow its own path and allow Chinese telecom firm Huawei to participate in the 5G telecommunications network in Canada other people think that we should ban, like the United States and Australia, the Chinese telecom firm Huawei from participating in the 5G telecommunications network in Canada. Which of these two views, if either, best reflects your personal opinion?	Total	Unwgt N	1017	83	220	328	224	162	527	490	187	442	388
		Wgt N	1000	67	233	384	183	133	486	514	273	341	386
	Canada should allow Huawei to participate in the 5G telecommunications network in Canada	%	10.3	13.0	11.7	8.8	9.9	10.9	12.0	8.6	11.7	9.8	9.6
	Canada should ban Huawei from participating in the 5G telecommunications network in Canada	%	75.9	71.5	72.5	79.5	75.8	73.4	80.7	71.3	70.5	78.6	77.3
	Unsure	%	13.9	15.5	15.8	11.7	14.3	15.6	7.3	20.1	17.8	11.6	13.1

			Region					Gender		Age			
			Canada 2021-09	Atlantic	Quebec	Ontario	Prairies	British Columbia	Male	Female	18 to 34	35 to 54	55 plus
Question – Do you support, somewhat support, somewhat oppose or oppose Canada joining with the United States, the United Kingdom and Australia to develop policies to contain China’s growing power.	Total	Unwgt N	1017	83	220	328	224	162	527	490	187	442	388
		Wgt N	1000	67	233	384	183	133	486	514	273	341	386
	Support	%	55.9	55.3	50.6	58.3	56.0	58.2	60.8	51.2	45.1	56.3	63.1
	Somewhat support	%	30.7	30.0	36.1	27.6	30.8	30.2	25.0	36.1	37.6	29.6	26.7
	Somewhat oppose	%	5.6	5.0	9.5	4.1	4.7	4.7	6.5	4.8	5.5	6.4	5.0
	Oppose	%	2.9	2.8	1.9	3.5	2.4	3.5	4.7	1.2	5.3	2.0	2.0
Unsure	%	4.9	6.9	1.8	6.4	6.1	3.4	3.0	6.8	6.4	5.7	3.1	

Nanos conducted an RDD dual frame (land- and cell- lines) hybrid telephone and online random survey of 1,017 Canadians, 18 years of age or older, between September 30th to October 3rd, 2021. The margin of error for this survey is ±3.1 percentage points, 19 times out of 20.