

Close to two in three Canadians say Canada should be more forceful in its relations with China.

National Survey | Summary

Conducted by Nanos for Canada-Hong Kong Link, Saskatchewan Stand with Hong Kong, Vancouver Hong Kong Forum Society and Vancouver Society in Support of Democratic Movement

September 2021

Submission 2021-1968



Key Findings



RELATIONS WITH CHINA

Close to two in three Canadians say Canada should be more forceful (63%) in its relations with China. Residents of Ontario are more likely to say so (66% more forceful) compared to residents of Atlantic Canada (53% more forceful).



PARTY STANCE ON CHINA

Canadians say they are ten times more likely than less likely to vote for a federal party if it had a stronger stance against China (45% more likely, 4% less likely). Men were more likely to say so (51% more likely) compared to women (38% more likely).



ESTABLISH FOREIGN AGENT REGISTRATION ACT

A strong majority of Canadians support (68%) or somewhat support (20%) the establishment of a Foreign Agent Registration Act which would require anyone who works on behalf of a foreign government to register with the Canadian government.

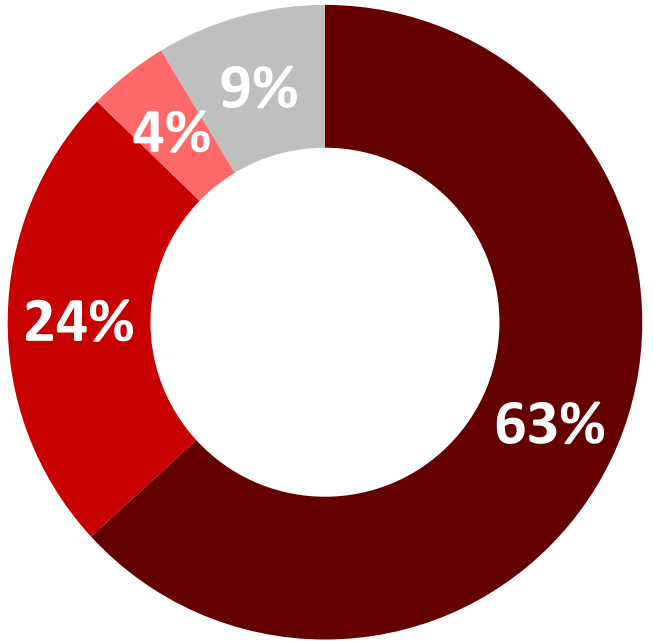


CHINA'S TRANSPARENCY

Eight in ten Canadians say China has done a poor or very poor job at being transparent about the situation of the first outbreak of the COVID-19 virus in China. Prairie residents were more likely to say so (24% poor, 60% very poor) compared to residents of Atlantic Canada (24% poor, 47% very poor).



Possible path forward for relations with China



■ More forceful ■ Currently about right
■ Less forceful ■ Unsure

Q Our next few questions are about China Canada relations. As you may know, relations between the two countries have been strained since the Canadian government arrested a Huawei executive for possible extradition to the US. Shortly after this, two Canadians in China were arbitrarily arrested by the Chinese government under allegations of espionage. The Canadian parliament this year voted to declare China’s treatment of the Uyghur population as a genocide. The Canadian government has also issued a travel advisory for Hong Kong due to the risks of arbitrary enforcement of local laws and civil unrest.

Thinking of a possible path forward for Canada, do you think Canada should be more forceful in its relations with China, less forceful or that the balance is currently about right?

	Atlantic (n=100)	Quebec (n=202)	Ontario (n=344)	Prairies (n=212)	BC (n=171)
More forceful	52.9%	62.9%	65.6%	63.6%	61.3%
	Men (n=532)	Women (n=497)	18 to 34 (n=302)	35 to 54 (n=315)	55 plus (n=412)
	64.8%	61.6%	59.5%	63.7%	65.4%

*Weighted to the true population proportion.
 *Charts may not add up to 100 due to rounding.
 *The net score is the difference between all positive and negative numbers in a question.

Source: Nanos Research, RDD dual frame hybrid telephone and online random survey, August 28th to 30th, 2021, n=1,029, accurate 3.1 percentage points plus or minus, 19 times out of 20.



Support for actions related to China

Q Do you support, somewhat support, somewhat oppose or oppose the following: [RANDOMIZE]

The Canadian government establishing a Foreign Agent Registration Act which would require anyone who works on behalf of a foreign government to register with the Canadian government in order to combat the potential harmful influence of foreign governments



Net Score

+82.9

Canada excluding Chinese telecommunications company Huawei from building Canada's 5G network



+66.1

Canada boycotting the 2022 Winter Olympics to be held in Beijing, China



+32.7

■ Support ■ Somewhat support ■ Somewhat oppose ■ Oppose ■ Unsure

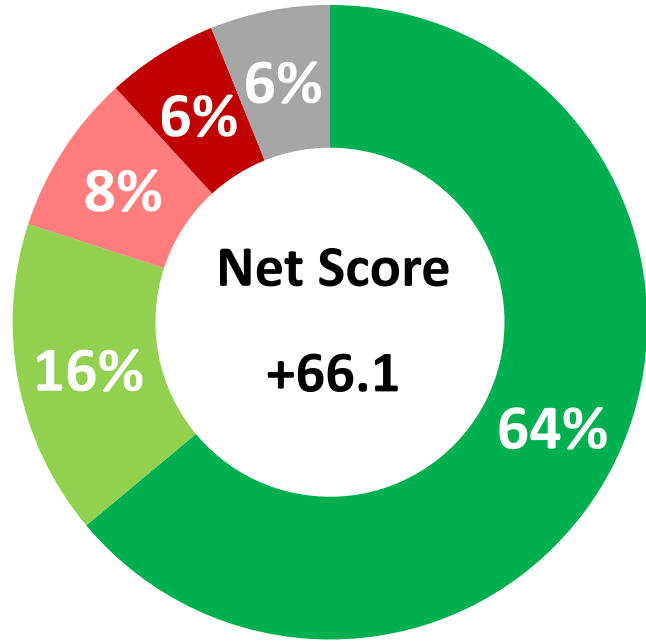
“ A strong majority of Canadians support (68%) or somewhat support (20%) the establishment of a Foreign Agent Registration Act which would require anyone who works on behalf of a foreign government to register with the Canadian government ”

*Weighted to the true population proportion.
 *Charts may not add up to 100 due to rounding.
 *The net score is the difference between all positive and negative numbers in a question.

Source: Nanos Research, RDD dual frame hybrid telephone and online random survey, August 28th to 30th, 2021, n=1,029, accurate 3.1 percentage points plus or minus, 19 times out of 20.



Support for excluding Huawei from building Canada's 5G network



- Support
- Somewhat support
- Somewhat oppose
- Oppose
- Unsure

*Weighted to the true population proportion.
 *Charts may not add up to 100 due to rounding.
 *The net score is the difference between all positive and negative numbers in a question.

Source: Nanos Research, RDD dual frame hybrid telephone and online random survey, August 28th to 30th, 2021, n=1,029, accurate 3.1 percentage points plus or minus, 19 times out of 20.

Q Do you support, somewhat support, somewhat oppose or oppose the following: [RANDOMIZE]
 Canada excluding Chinese telecommunications company Huawei from building Canada's 5G network

Support/Somewhat support	Atlantic (n=100)	Quebec (n=202)	Ontario (n=344)	Prairies (n=212)	BC (n=171)
	72.3%	70.7%	85.0%	84.1%	80.1%
	Men (n=532)	Women (n=497)	18 to 34 (n=302)	35 to 54 (n=315)	55 plus (n=412)
80.5%	79.5%	74.4%	82.6%	81.7%	

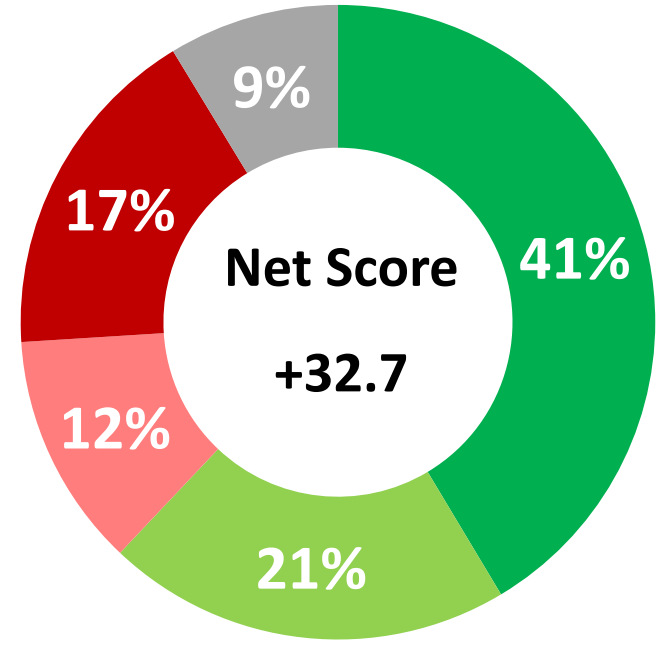


Support for boycotting 2022 Winter Olympics in Beijing

Q

Do you support, somewhat support, somewhat oppose or oppose the following: [RANDOMIZE]

Canada boycotting the 2022 Winter Olympics to be held in Beijing, China



■ Support
■ Somewhat support
■ Somewhat oppose
■ Oppose
■ Unsure

Support/Somewhat support

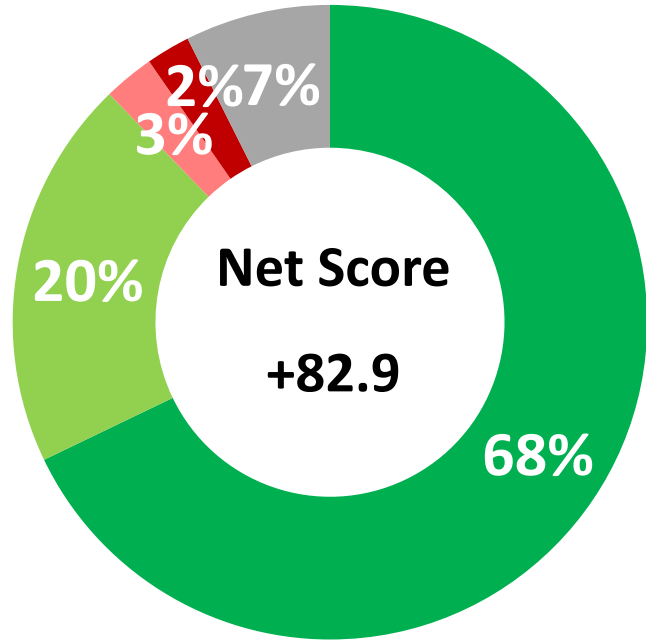
	Atlantic (n=100)	Quebec (n=202)	Ontario (n=344)	Prairies (n=212)	BC (n=171)
64.3%	55.7%	63.1%	63.4%	67.3%	
Men (n=532)	Women (n=497)	18 to 34 (n=302)	35 to 54 (n=315)	55 plus (n=412)	
59.4%	64.6%	59.3%	59.7%	66.1%	

*Weighted to the true population proportion.
 *Charts may not add up to 100 due to rounding.
 *The net score is the difference between all positive and negative numbers in a question.

Source: Nanos Research, RDD dual frame hybrid telephone and online random survey, August 28th to 30th, 2021, n=1,029, accurate 3.1 percentage points plus or minus, 19 times out of 20.



Support for a Foreign Agent Registration Act



- Support
- Somewhat support
- Somewhat oppose
- Oppose
- Unsure

*Weighted to the true population proportion.
 *Charts may not add up to 100 due to rounding.
 *The net score is the difference between all positive and negative numbers in a question.

Source: Nanos Research, RDD dual frame hybrid telephone and online random survey, August 28th to 30th, 2021, n=1,029, accurate 3.1 percentage points plus or minus, 19 times out of 20.

Q

Do you support, somewhat support, somewhat oppose or oppose the following: [RANDOMIZE]

The Canadian government establishing a Foreign Agent Registration Act which would require anyone who works on behalf of a foreign government to register with the Canadian government in order to combat the potential harmful influence of foreign governments

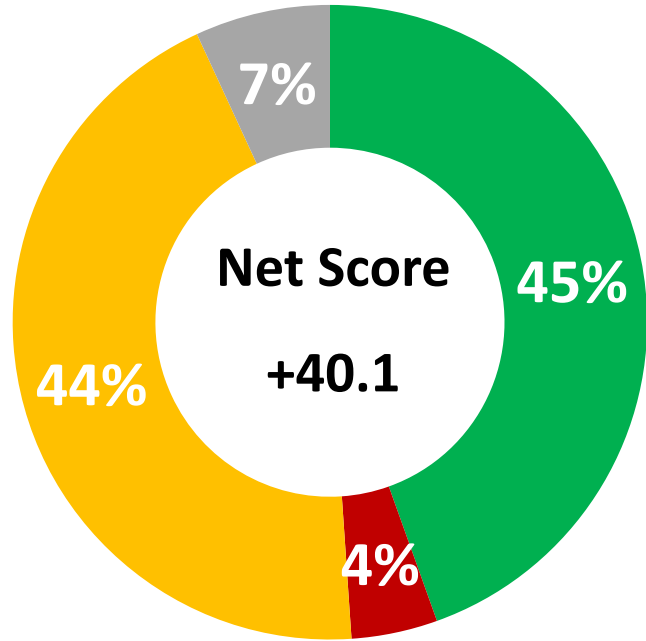
Support/Somewhat support

	Atlantic (n=100)	Quebec (n=202)	Ontario (n=344)	Prairies (n=212)	BC (n=171)
	82.7%	85.9%	91.0%	88.1%	83.8%
Men (n=532)		Women (n=497)	18 to 34 (n=302)	35 to 54 (n=315)	55 plus (n=412)
	89.0%	86.6%	85.5%	85.1%	91.7%



Influence of federal party positions on China on vote in Federal election

Q If a federal party had a stronger stance against China, would you be more likely to vote for that party, less likely to vote for that party or would it have no impact on your vote in the upcoming federal election?



■ More Likely ■ Less likely ■ No impact on vote ■ Unsure

More likely

	Atlantic (n=100)	Quebec (n=202)	Ontario (n=344)	Prairies (n=212)	BC (n=171)
	29.6%	38.2%	46.4%	52.5%	46.8%
Men (n=532)		Women (n=497)	18 to 34 (n=302)	35 to 54 (n=315)	55 plus (n=412)
	51.0%	38.3%	40.1%	43.8%	48.3%

*Weighted to the true population proportion.
 *Charts may not add up to 100 due to rounding.

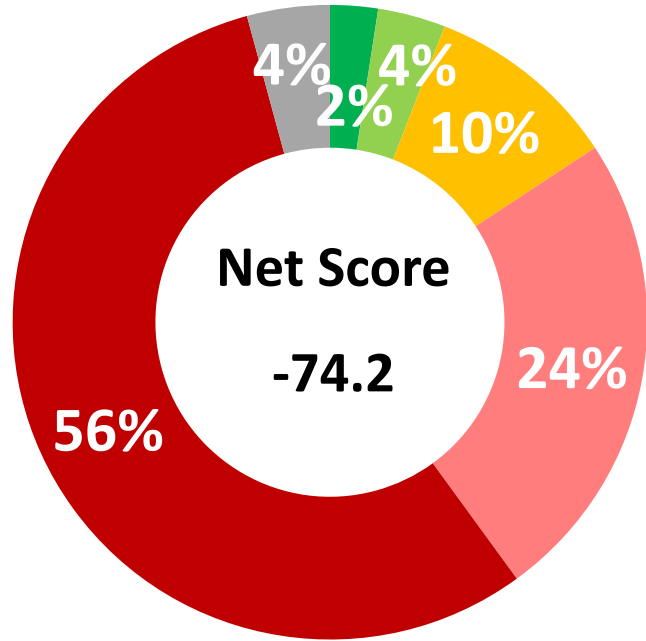
Source: Nanos Research, RDD dual frame hybrid telephone and online random survey, August 28th to 30th, 2021, n=1,029, accurate 3.1 percentage points plus or minus, 19 times out of 20.



Transparency of China about the first COVID-19 outbreak

Q

Do you think China has done a very good, good, average, poor, or very poor job at being transparent about the situation of the first outbreak of the COVID-19 virus in China?



■ Very good ■ Good ■ Average
■ Poor ■ Very poor ■ Unsure

Poor/Very poor

	Atlantic (n=100)	Quebec (n=202)	Ontario (n=344)	Prairies (n=212)	BC (n=171)
	70.9%	76.1%	82.4%	83.3%	80.1%
Men (n=532)		Women (n=497)	18 to 34 (n=302)	35 to 54 (n=315)	55 plus (n=412)
	82.4%	77.8%	78.2%	80.8%	80.7%

*Weighted to the true population proportion.
 *Charts may not add up to 100 due to rounding.
 *The net score is the difference between all positive and negative numbers in a question.

Source: Nanos Research, RDD dual frame hybrid telephone and online random survey, August 28th to 30th, 2021, n=1,029, accurate 3.1 percentage points plus or minus, 19 times out of 20.



METHODOLOGY



Nanos conducted an RDD dual frame (land- and cell-lines) hybrid telephone and online random survey of 1,029 Canadians, 18 years of age or older, between August 28th and 30th, 2021 as part of an omnibus survey. Participants were randomly recruited by telephone using live agents and administered a survey online. The results were statistically checked and weighted by age and gender using the latest Census information and the sample is geographically stratified to be representative of Canada.

Individuals were randomly called using random digit dialing with a maximum of five call backs.

The margin of error for a random survey of 1,029 Canadians is ±3.1 percentage points, 19 times out of 20.

The research was commissioned by the Canada-Hong Kong Link (CHKL), the Saskatchewan Stand with Hong Kong (SSWHK), Vancouver Hong Kong Forum Society (VHKFS) and Vancouver Society in Support of Democratic Movement (VSSDM) and was conducted by Nanos Research.

Note: Charts may not add up to 100 due to rounding.

Element	Description	Element	Description
Research sponsor	Canada-Hong Kong Link (CHKL), the Saskatchewan Stand with Hong Kong (SSWHK), Vancouver Hong Kong Forum Society (VHKFS) and Vancouver Society in Support of Democratic Movement (VSSDM)	Weighting of Data	The results were weighted by age and gender using the latest Census information (2016) and the sample is geographically stratified to ensure a distribution across all regions of Canada. See tables for full weighting disclosure
Population and Final Sample Size	1,029 Randomly selected individuals.	Screening	Screening ensured potential respondents did not work in the market research industry, in the advertising industry, in the media or a political party prior to administering the survey to ensure the integrity of the data.
Source of Sample	Nanos Panel	Excluded Demographics	Individuals younger than 18 years old; individuals without land or cell lines, and individuals without internet access could not participate.
Type of Sample	Probability	Stratification	By age and gender using the latest Census information (2016) and the sample is geographically stratified to be representative of Canada. Smaller areas such as Atlantic Canada were marginally oversampled to allow for a minimum regional sample.
Margin of Error	±3.1 percentage points, 19 times out of 20.	Estimated Response Rate	16 percent, consistent with industry norms.
Mode of Survey	RDD dual frame (land- and cell-lines) hybrid telephone and online omnibus survey	Question Order	Question order in the preceding report reflects the order in which they appeared in the original questionnaire.
Sampling Method Base	The sample included both land- and cell-lines RDD (Random Digit Dialed) across Canada.	Question Content	Topics on the omnibus ahead of the survey content included: views on political issues, views on economic issues and on healthcare, future standard of living and the environment.
Demographics (Captured)	Atlantic Canada, Quebec, Ontario, Prairies, British Columbia; Men and Women; 18 years and older. Six digit postal code was used to validate geography.	Question Wording	The questions in the preceding report are written exactly as they were asked to individuals.
Fieldwork/Validation	Individuals were recruited using live interviews with live supervision to validate work, the research questions were administered online	Research/Data Collection Supplier	Nanos Research
Number of Calls	Maximum of five call backs to those recruited.	Contact	Contact Nanos Research for more information or with any concerns or questions. http://www.nanos.co Telephone:(613) 234-4666 ext. 237 Email: info@nanosresearch.com.
Time of Calls	Individuals recruited were called between 12-5:30 pm and 6:30-9:30pm local time for the respondent.		
Field Dates	August 28 th to 30 th , 2021.		
Language of Survey	The survey was conducted in both English and French.		
Standards	Nanos Research is a member of the Canadian Research Insights Council (CRIC) and confirms that this research fully complies with all CRIC Standards including the CRIC Public Opinion Research Standards and Disclosure Requirements. https://canadianresearchinsightscouncil.ca/standards/		



nanos dimap analytika



NANOS RUTHERFORD MCKAY & Co.

As one of North America's premier market and public opinion research firms, we put strategic intelligence into the hands of decision makers. The majority of our work is for private sector and public facing organizations and ranges from market studies, managing reputation through to leveraging data intelligence. Nanos Research offers a vertically integrated full service quantitative and qualitative research practice to attain the highest standards and the greatest control over the research process. www.nanos.co

This international joint venture between [dimap](http://www.dimap.com) and [Nanos](http://www.nanos.co) brings together top research and data experts from North American and Europe to deliver exceptional data intelligence to clients. The team offers data intelligence services ranging from demographic and sentiment microtargeting; consumer sentiment identification and decision conversion; and, data analytics and profiling for consumer persuasion. www.nanosdimap.com

NRM is an affiliate of Nanos Research and Rutherford McKay Associates. Our service offerings are based on decades of professional experience and extensive research and include public acceptance and engagement, communications audits, and narrative development. www.nrmpublicaffairs.com

ABOUT NANOS



TABULATIONS



2021-1968 – CHKL/SSWHK/VHKFS/VSSDM – August OMNI – STAT SHEET

			Region						Gender		Age		
			Canada 2021-08	Atlantic	Quebec	Ontario	Prairies	British Columbia	Male	Female	18 to 34	35 to 54	55 plus
Question - Our next few questions are about China Canada relations. As you may know, relations between the two countries have been strained since the Canadian government arrested a Huawei executive for possible extradition to the US. Shortly after this, two Canadians in China were arbitrarily arrested by the Chinese government under allegations of espionage. The Canadian parliament this year voted to declare China's treatment of the Uyghur population as a genocide. The Canadian government has also issued a travel advisory for Hong Kong due to the risks of arbitrary enforcement of local laws and civil unrest. Thinking of a possible path forward for Canada, do you think Canada should be more forceful in its relations with China, less forceful or that the balance is currently about right?	Total	Unwgt N	1029	100	202	344	212	171	532	497	302	315	412
		Wgt N	1000	67	233	384	183	133	490	510	273	341	386
	More forceful	%	63.2	52.9	62.9	65.6	63.6	61.3	64.8	61.6	59.5	63.7	65.4
	Less forceful	%	4.1	2.0	7.5	1.9	6.3	2.6	6.5	1.9	4.2	4.3	3.9
	Balance is about right	%	24.1	36.4	22.1	23.0	21.9	27.3	22.3	25.7	26.0	24.2	22.5
	Unsure	%	8.6	8.6	7.5	9.5	8.2	8.8	6.4	10.8	10.3	7.8	8.2

Nanos conducted an RDD dual frame (land- and cell- lines) hybrid telephone and online random survey of 1,029 Canadians, 18 years of age or older, between August 28th and 30th, 2021. The margin of error for this survey is ±3.1 percentage points, 19 times out of 20.

www.nanos.co



2021-1968 – CHKL/SSWHK/VHKFS/VSSDM – August OMNI – STAT SHEET

Do you support, somewhat support, somewhat oppose or oppose the following: [RANDOMIZE]

			Region						Gender		Age		
			Canada 2021-08	Atlantic	Quebec	Ontario	Prairies	British Columbia	Male	Female	18 to 34	35 to 54	55 plus
Question - Canada excluding Chinese telecommunications company Huawei from building Canada's 5G network	Total	Unwgt N	1029	100	202	344	212	171	532	497	302	315	412
		Wgt N	1000	67	233	384	183	133	490	510	273	341	386
	Support	%	63.9	47.8	47.4	72.7	72.7	63.7	66.2	61.8	60.5	65.6	64.9
	Somewhat support	%	16.1	24.6	23.3	12.3	11.5	16.3	14.3	17.7	13.9	17.0	16.9
	Somewhat oppose	%	8.2	7.2	13.8	6.5	5.8	7.2	7.3	9.1	9.0	6.8	8.8
	Oppose	%	5.7	8.6	5.3	4.9	5.6	7.2	8.2	3.3	7.4	5.2	4.9
	Unsure	%	6.1	11.9	10.2	3.6	4.5	5.5	4.0	8.1	9.2	5.4	4.5

Do you support, somewhat support, somewhat oppose or oppose the following: [RANDOMIZE]

			Region						Gender		Age		
			Canada 2021-08	Atlantic	Quebec	Ontario	Prairies	British Columbia	Male	Female	18 to 34	35 to 54	55 plus
Question - Canada boycotting the 2022 Winter Olympics to be held in Beijing, China	Total	Unwgt N	1029	100	202	344	212	171	532	497	302	315	412
		Wgt N	1000	67	233	384	183	133	490	510	273	341	386
	Support	%	41.4	38.8	33.1	45.1	45.1	41.4	44.3	38.6	40.1	41.2	42.5
	Somewhat support	%	20.6	25.5	22.6	17.9	18.3	25.8	15.0	26.0	19.2	18.5	23.6
	Somewhat oppose	%	12.0	13.7	18.9	10.0	8.8	9.0	11.2	12.7	13.7	11.9	10.8
	Oppose	%	17.3	15.0	16.3	18.0	19.3	15.5	23.0	11.8	16.6	18.4	16.8
	Unsure	%	8.7	7.1	9.1	9.0	8.6	8.2	6.4	10.9	10.4	10.1	6.3

Nanos conducted an RDD dual frame (land- and cell- lines) hybrid telephone and online random survey of 1,029 Canadians, 18 years of age or older, between August 28th and 30th, 2021. The margin of error for this survey is ±3.1 percentage points, 19 times out of 20.



2021-1968 – CHKL/SSWHK/VHKFS/VSSDM – August OMNI – STAT SHEET

Do you support, somewhat support, somewhat oppose or oppose the following: [RANDOMIZE]

			Region						Gender		Age		
			Canada 2021-08	Atlantic	Quebec	Ontario	Prairies	British Columbia	Male	Female	18 to 34	35 to 54	55 plus
Question - The Canadian government establishing a Foreign Agent Registration Act which would require anyone who works on behalf of a foreign government to register with the Canadian government in order to combat the potential harmful influence of foreign governments	Total	Unwgt N	1029	100	202	344	212	171	532	497	302	315	412
		Wgt N	1000	67	233	384	183	133	490	510	273	341	386
	Support	%	67.9	54.5	60.4	74.5	69.0	67.1	71.4	64.4	63.8	63.6	74.5
	Somewhat support	%	19.9	28.2	25.5	16.5	19.1	16.8	17.6	22.2	21.7	21.6	17.2
	Somewhat oppose	%	2.6	1.0	3.6	1.6	2.9	4.0	1.9	3.2	4.6	2.4	1.3
	Oppose	%	2.2	0.5	3.2	1.7	3.1	2.1	2.6	1.9	1.4	3.7	1.6
	Unsure	%	7.4	15.8	7.4	5.7	6.0	10.1	6.5	8.3	8.5	8.8	5.4

			Region						Gender		Age		
			Canada 2021-08	Atlantic	Quebec	Ontario	Prairies	British Columbia	Male	Female	18 to 34	35 to 54	55 plus
Question - If a federal party had a stronger stance against China, would you be more likely to vote for that party, less likely to vote for that party or would it have no impact on your vote in the upcoming federal election?	Total	Unwgt N	1029	100	202	344	212	171	532	497	302	315	412
		Wgt N	1000	67	233	384	183	133	490	510	273	341	386
	More likely	%	44.5	29.6	38.2	46.4	52.5	46.8	51.0	38.3	40.1	43.8	48.3
	Less likely	%	4.4	4.3	6.2	2.8	5.5	4.4	6.1	2.7	6.0	4.0	3.6
	No impact on vote	%	44.2	55.8	49.8	44.1	33.3	43.8	37.6	50.6	45.6	44.3	43.1
		Unsure	%	6.9	10.3	5.8	6.7	8.7	4.9	5.3	8.4	8.4	7.9

Nanos conducted an RDD dual frame (land- and cell- lines) hybrid telephone and online random survey of 1,029 Canadians, 18 years of age or older, between August 28th and 30th, 2021. The margin of error for this survey is ±3.1 percentage points, 19 times out of 20.

www.nanos.co



2021-1968 – CHKL/SSWHK/VHKFS/VSSDM – August OMNI – STAT SHEET

			Region						Gender		Age		
			Canada 2021-08	Atlantic	Quebec	Ontario	Prairies	British Columbia	Male	Female	18 to 34	35 to 54	55 plus
Question - Do you think China has done a very good, good, average, poor, or very poor job at being transparent about the situation of the first outbreak of the COVID-19 virus in China?	Total	Unwgt N	1029	100	202	344	212	171	532	497	302	315	412
		Wgt N	1000	67	233	384	183	133	490	510	273	341	386
	Very good	%	2.4	0.5	3.2	2.1	2.6	2.8	3.4	1.5	4.0	1.5	2.1
	Good	%	3.5	7.3	3.1	3.7	1.9	3.6	3.6	3.3	4.8	3.6	2.4
	Average	%	9.8	13.4	13.8	7.6	8.7	9.0	8.0	11.6	8.0	8.6	12.2
	Poor	%	24.2	23.7	26.6	21.6	23.7	28.8	21.0	27.4	17.2	24.1	29.4
	Very poor	%	55.8	47.3	49.6	60.9	59.6	51.2	61.4	50.4	61.1	56.6	51.3
	Unsure	%	4.2	7.9	3.8	4.1	3.4	4.5	2.5	5.8	5.0	5.5	2.6

Nanos conducted an RDD dual frame (land- and cell- lines) hybrid telephone and online random survey of 1,029 Canadians, 18 years of age or older, between August 28th and 30th, 2021. The margin of error for this survey is ±3.1 percentage points, 19 times out of 20.